


Recycling & Environmentally Friendly Disposal

In order to protect the environment, after the expiration of the products service life, it should not be discarded in the same way as domestic garbage; Please recycle at a professional recycling center. For further information on the recycling of this product, please consult your local municipality, processing service center, or the store where you purchased the product. You can help protect the environment! Please remember to respect the local regulations, and hand in the non-working electrical equipment to an appropriate waste disposal center.

WEEE-Reg.-Nr. DE 81513723

The Adopted Trademarks HDMI, HDMI High-Definition Multimedia Interface, HDMI trade dress and the HDMI Logos are trademarks or registered trademarks of HDMI Licensing Administrator, Inc. in the United States and other countries.

Z1FC
Portable Monitor

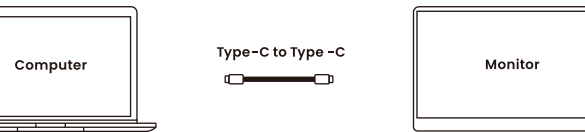


Note: The monitor does not have an internal battery. Before using, please ensure the connected device or power adapter can supply a minimum power of 5V/2.4A.

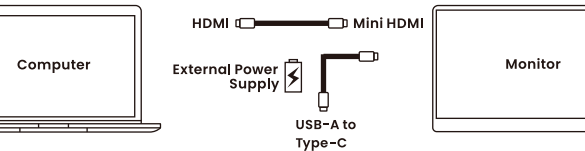
Any technical problem, please contact our after-sales team [support@arzopa.com]

Connect Monitor with Devices

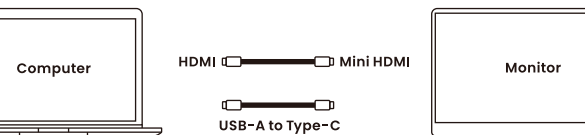
1. LAPTOP (With Type-C)



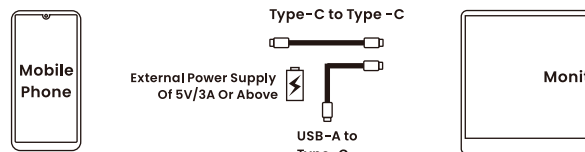
2. PC / Laptop (With HDMI Port)



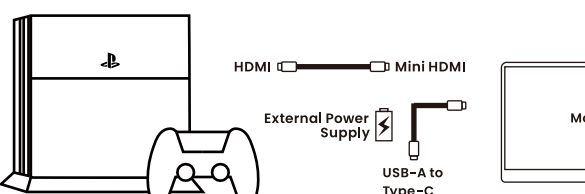
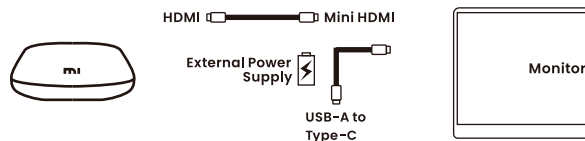
OR




3. PHONE (With Type-C)



4. Other Devices



What's in the box



1 x ARZOPA Portable Monitor



1 x Mini HDMI to HDMI Cable

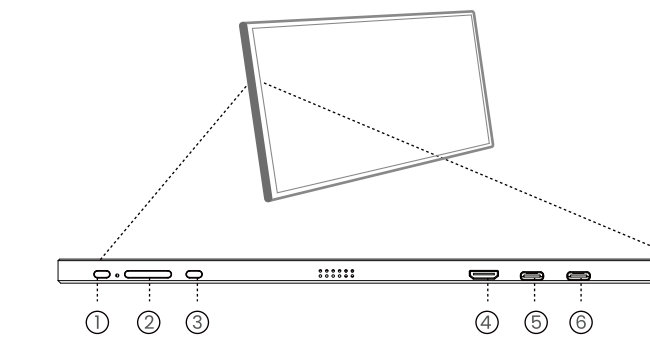


1 x USB-C to USB-A Cable



1 x USB-C to USB-C Cable

Monitor Introduction




- ① Power/Return Key
- ② Volume/Brightness Adjustment
- ③ OSD Menu Settings
- ④ Mini HDMI Port
- ⑤ USB-C Port 1
- ⑥ USB-C Port 2

Tech Support

If you have any problems with the monitor, please free to contact us for quick response and professional techs support.



Official Website



Facebook



Z1FC
Portable Monitor
USER GUIDE