



MOUNTING H1 BULB- Aharon Ultimo projector



Before you start, be sure to slide the lamp through the nut.




1) Install the bulb holder with the 3 screws supplied. The holder only fits 1 way.



2) Insert the lamp into the shaft, do this carefully not to damage the lamp.



3) To secure the lamp in position you need to place the plastic piece as shown above.



4) Now simply slide the plastic nut towards the shaft and turn it clockwise to secure it.