



MOUNTING H1 BULB- Aharon Primo projector




1) The mounting plate should already be installed, if not you can screw it on with the 3 screws supplied.



2) Insert the lamp into the shaft, do this carefully not to damage the lamp.



3) Insert the metal spring as shown above.



4) Now with a bit of force, push the spring under the hooks of the mounting plate.