



Tinkering Paws

BOARD GAME INSERTS



Click here for a
VIDEO
instruction


The Great Wall



Contents


1. 6 Miniature Racks
2. 5 Card Boxes with 25 card dividers
3. 3 Token Box

Info: For easier identification all boxes are marked with a code (M1, M2, etc.) on one of their sides.




Miniature Rack #M1 (1 of 3)

1. Cavalry
2. Clerks
3. Clerks
4. Archers & Soldier with banner
5. Spearmen
6. Spearmen
7. Monks



Miniature Rack #M1 (2 of 3)

1. Cavalry
2. Clerks
3. Clerks
4. Archers
5. Spearmen
6. Spearmen
7. Flamethrowers & Soldier with banner




Miniature Rack #M1 (3 of 3)

1. Cavalry
2. Clerks
3. Clerks
4. Archers & Soldier with banner
5. Spearmen
6. Spearmen
7. Crossbowmen




Miniature Rack #M2

1. Cavalry
2. Clerk
3. Clerk
4. Archers & Soldier with banner
5. Spearmen
6. Spearmen
7. Tanks
8. Tanks



Miniature Rack #M3

1. Cavalry
2. Clerk
3. Clerk
4. Bombers & Soldier with banner
5. Archers
6. Spearmen
7. Spearmen



Miniature Rack #M4

You might want to watch our [video](#) for a more detailed instruction of this miniature rack.

1. Cannon
2. Ballista
3. Rocket
4. Trebuchet (1 facing up, 2 facing down)
5. Battering Ram
6. Rat
7. Genghis Khan
8. Qilin & Spirit Turtle
9. Iron Dragon
10. Fenghuang & Yinglong



Card Boxes

Small cards: #C5

Medium Cards: #C2, #C3 & #C4

Big Cards: #C1



Token Boxes #T1, #T2 & #T3

Store all tokens as shown above. Please note that #T1 only holds the upgraded resources or the original ones – not both of them at the same time.



Component Storage #1

Start with the base game box and place the rule books and player screens on the bottom.



Component Storage #2

Place the map board and the walls.



Component Storage #3

Proceed with the next walls parts.



Component Storage #4

Place the smallest wall parts in a similar way and add the towers and the Iron Dragon dashboard.



Component Storage #5

Add Card Boxes #C1 and #C5.



Component Storage #6

Add the remaining Card Boxes and Miniature Rack #M4



Component Storage #7

Proceed with the Black Powder box and add all three Miniature Racks #M1.



Component Storage #8

Now add the remaining Miniature Racks and all Token Boxes.

For questions or feedback visit www.TinkeringPaws.de

Or write an email to info@tinkeringpaws.de