



# Tinkering Paws

BOARD GAME INSERTS



Click here for a  
**VIDEO**  
instruction

## Etherfields



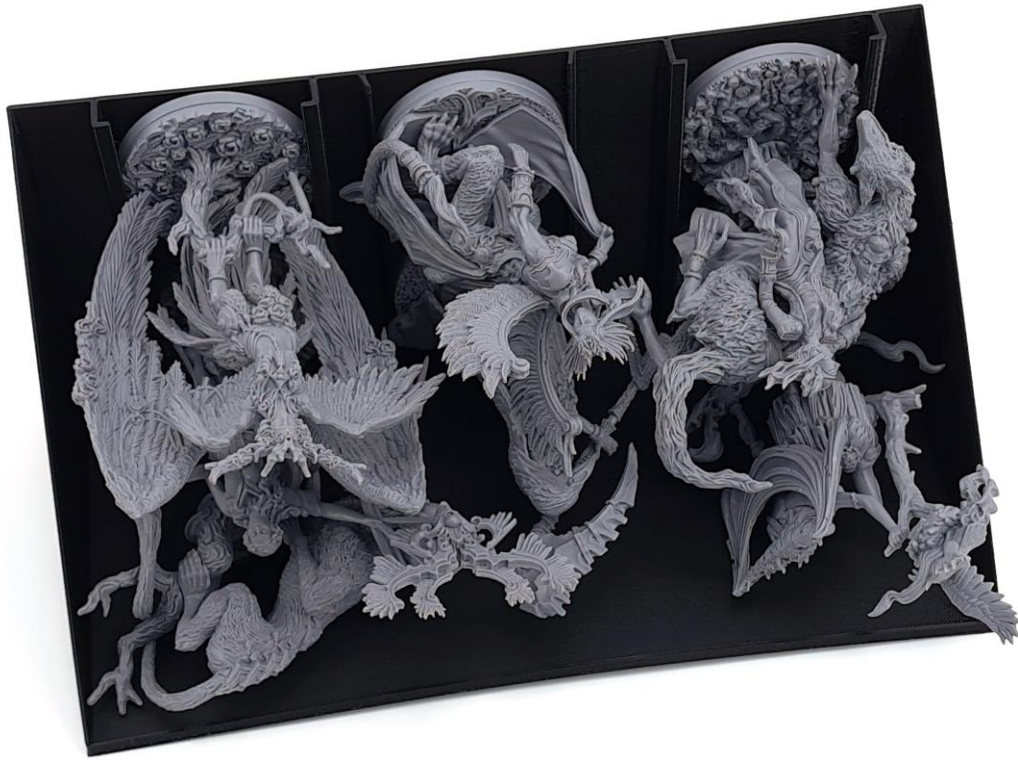


## Contents

1. 4 Miniature Boxes
2. 6 Token Boxes
3. 14 Card Boxes

For easier identification all boxes are marked with a code (M1, M2, etc.) on their bottom.





### **Miniature Box #M1**

Miniature Box #M1 holds: Belshazar, Tormentor, Funeral Witch, Harpy, Sphinx and She-Wolf. Place them like shown in the above picture.





### **Miniature Box #M2**

Miniature Box #M2 holds all remaining miniatures with a big base. Place them like shown in the above picture.



### **Miniature Box #M3**

Miniature Box #M3 holds 24 miniatures with a small base. Some miniatures only fit in #M4 - which also has some spare slots.

Make sure the miniatures are not too tall for this box. You may also take a look at our [instruction video](#).





### **Miniature Box #M4**

Miniature Box #M4 holds the remaining miniatures. Some slots have slanted walls - some miniatures will only fit in those slots.

Make sure to also place the Team & First Player Marker in the top compartment.



### **Token Boxes #T1 & #T2**

These boxes hold all tokens except Sign & Entity Tokens. The Metal Keys and / or Story Dice are also stored here.





### **Token Box #T3**

Token Box #T3 holds the Entity Tokens, Shining Gems, Ether, Distress & Universal Markers.





**Token Box #T4**

This box holds all Sign Tokens.



### **Token Boxes #T5 & #T6**

Token Boxes #T5 & #T6 hold the Dreamer Boards and Masks.





## Card Boxes

Card Boxes #C1 (2x), #C2 (2x), #C3 (2x) & #C8 - #C10 are used for small cards. The remaining ones are used for big cards.

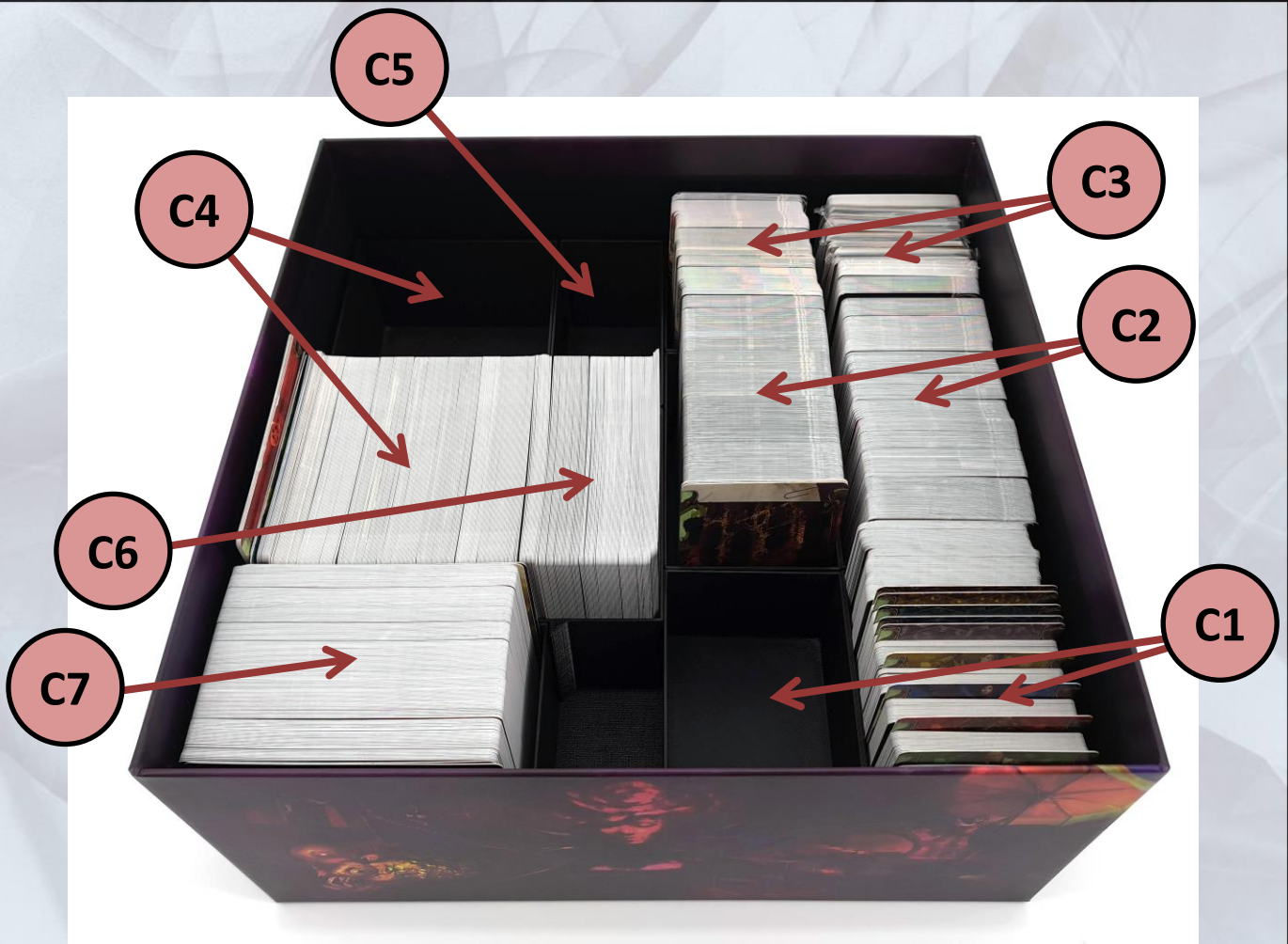
Depending on your expansions and your card sleeves, a different combination of Card Boxes is required.



### **Component Storage #1**

Start with the base game box. Place all booklets, rulebooks and sheets at the bottom. Then place the game board on top.






## Component Storage #2

Proceed with the Card Boxes as shown above.

Make sure #C6 is orientated correctly to keep #C7 in place.





### Component Storage #3

Take one of the expansion boxes (the Stretch Goal Box is recommended) and place the Miniatures Boxes and remaining Card Boxes in it.





#### Component Storage #4

Now take the 5th Player Expansion Box and place all Token Boxes in it.

For questions or feedback visit [www.TinkeringPaws.de](http://www.TinkeringPaws.de)

Or write an email to [info@tinkeringpaws.de](mailto:info@tinkeringpaws.de)