

Pack-Master Product Manual



1700 Jasper St., Unit F, Aurora, CO 80011 T 800.624.6706 F 303.364.7796 • Newstripe.com

Pack-Master Manual / 1258.0818

PACK-MASTER MANUAL



1700 Jasper St., Unit F, Aurora, CO 80011 T 800.624.6706 F 303.364.7796 • Newstripe.com

Pack-Master Manual / 1258.0818

PACK-MASTER MANUAL

TABLE OF CONTENTS

Precautionary Warning.....	Page 1
Assembly.....	Page 2
Jack Breakdown.....	Page 3
Operation.....	Page 4
Parts List.....	Page 5
Warranty.....	Page 6

Thank you! And Congratulations on your purchase of the Pack-Master industrial trash compactor.

Please take some time to read over the instructions and make sure you have all the necessary parts before assembling. Once assembled, you will have an efficient tool to reduce waste volume for many years.



1700 Jasper St., Unit F, Aurora, CO 80011 T 800.624.6706 F 303.364.7796 • Newstripe.com

Pack-Master Manual / 1258.0818

PACK-MASTER MANUAL

ALWAYS wear safety goggles or protective eye-wear when operating the unit!



PRECAUTIONARY WARNING!

Please read and understand all operation instructions as detailed in this manual. Failure to follow specified instructions may result in equipment damage or serious injury to personnel.

Unit is not designed for crushing of glass containers or items that may shatter or contain volatile vapors.

Keep compacted waste drums away from heat, sparks and flame – No smoking.

Always consult your Facility Safety and/or Personnel Department for specified safety protocols prior to operating this equipment.

If using the Sorbent Basket:

Always refer to the Product Safety Data Sheet for specific chemical handling and safety instructions.

Take precautionary measures against static discharge by properly grounding the unit.

Keep liquid container closed when not in use.

Store in a cool/low temperature, well-ventilated place away from heat and ignition sources.

Use only in well-ventilated area.

Avoid chemical contact with eyes, skin and clothing.

Wear appropriate personal protective equipment.

Caustics, pesticides, insecticides, and white metals should not be collected into a drum with other liquid residuals and should be segregated in designated containers labeled properly.



1700 Jasper St., Unit F, Aurora, CO 80011 T 800.624.6706 F 303.364.7796 • Newstripe.com

Pack-Master Manual / 1258.0818

PACK-MASTER MANUAL

ALWAYS wear safety goggles or protective eye-wear when operating the unit!

Your Packmaster Manual will arrive in 2 boxes and include these parts:

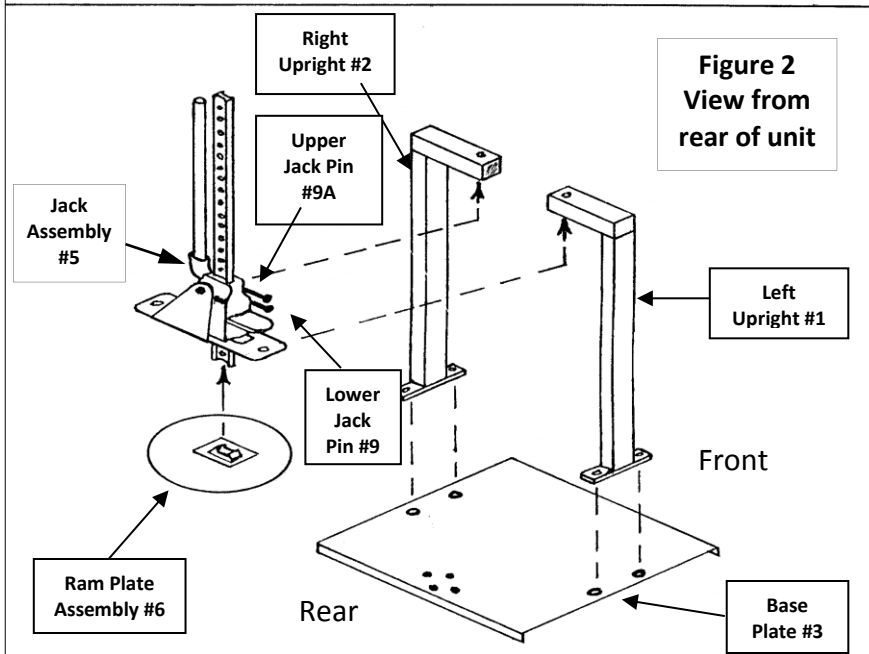
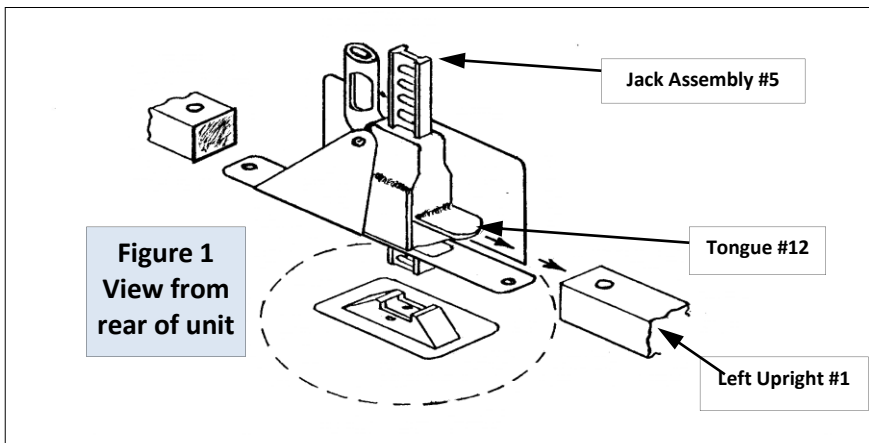
Box:

- Ram Plate
- Cotter pin
- Jack Assembly
- Left up right,
- Right up right

Base Plate parts bag (Box 2) containing:

- 4 - 1/2 x 1 1/2" bolts
- 1 - 1/2 x 3 1/2" bolt
- 1 - 1/2 x 4 1/2" bolt
- 6 - 1/2" Nylock nut
- 12 - 1/2" Flat Washer
- Owner's Manual

ASSEMBLY



- 1) Mount left (#1) and right (#2) uprights to base plate (#3) using 4, 1/2" x 1-1/2" long bolts, 8 flat washers and 4 Nylock nuts. (NOTE: Do not tighten bolts all the way, so the jack assembly can be installed).
- 2) Place control levers (#9) in the "UP" position and remove Face Plate from Jack Assembly.
- 3) Insert tongue of ram (#12) into left (uncapped) upright with Ram Bracket on UNDERNEATH side of uprights. (See Assembly Instruction Detail) and assemble with 2, 1/2" x 4-1/2" long bolts, 4 flat washers and 2 Nylock nuts.
- 4) Align uprights and ram assembly and tighten all bolts. Mount Face Plate back onto Jack Assembly.
- 5) Mount circular ram plate (#6) to ram (#5) using cotter pin supplied



Front view showing components in correct position for final assembly




1700 Jasper St., Unit F, Aurora, CO 80011 T 800.624.6706 F 303.364.7796 • Newstripe.com

Pack-Master Manual / 1258.0818

PACK-MASTER MANUAL

ALWAYS wear safety goggles or protective eye-wear when operating the unit!

JACK PARTS



1700 Jasper St., Unit F, Aurora, CO 80011 T 800.624.6706 F 303.364.7796 • Newstripe.com
Pack-Master Manual / 1258.0818

PACK-MASTER MANUAL

ALWAYS wear safety goggles or protective eye-wear when operating the unit!

OPERATION

- 1) To operate the Pack-Master, swing the lower lever to the “DOWN” position first.
- 2) Swing the upper lever to the “DOWN” position.
- 3) Begin pumping the jack handle up and down.
- 4) To retract the compactor plate, while applying slight downward pressure on jack handle, swing upper lever to “UP” position, then the lower lever. This removes pressure on the pin and will extend the life of the jacking pins.



PRECAUTIONARY WARNING

- Unit is not designed for crushing of glass containers or items that may shatter or contain volatile vapors.
- Do not extend or modify the handle in any way.
- Do not permanently bolt the Pack-Master to the floor as damage and breakage of ram assembly and personal injury may occur.
- Always hold on to the jack handle while compacting. Jack handle may “SPRING” up when under load and levers have not snapped all the way in



1700 Jasper St., Unit F, Aurora, CO 80011 T 800.624.6706 F 303.364.7796 • Newstripe.com
Pack-Master Manual / 1258.0818

PACK-MASTER MANUAL

ALWAYS wear safety goggles or protective eye-wear when operating the unit!

PARTS LIST

Item	Description	Part #
1	Left Upright	10001425
2	Right Upright	10001426
3	Base Plate	10001289
4	Mounting Bracket	10001427
5	Jack Assembly	10001458
6	Ram Plate Assembly	
	(20" Dia.)	10001428
	(17" Dia.)	10001288
7	Handle Clip	10001092

Item	Description	Part #
8	Shear Pin w/Nut	10001096
9	4" Jack Pin w/lever (lower)	10001568
9A	3" Jack Pin w/lever (upper)	10001567
10	Handle Socket	10001093
11	Spring, Pin	10001305
12	Pitman Pin	10001094
13	Pitman Arm	10001095
14	Handle Socket Bolt	10001287
15	Handle Socket Nut	10001286

Figure 1
View from rear of unit

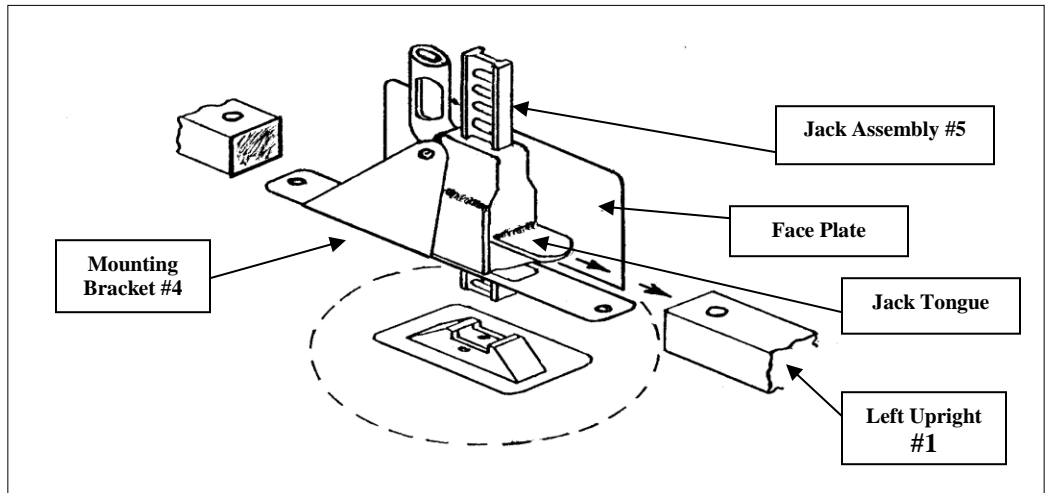
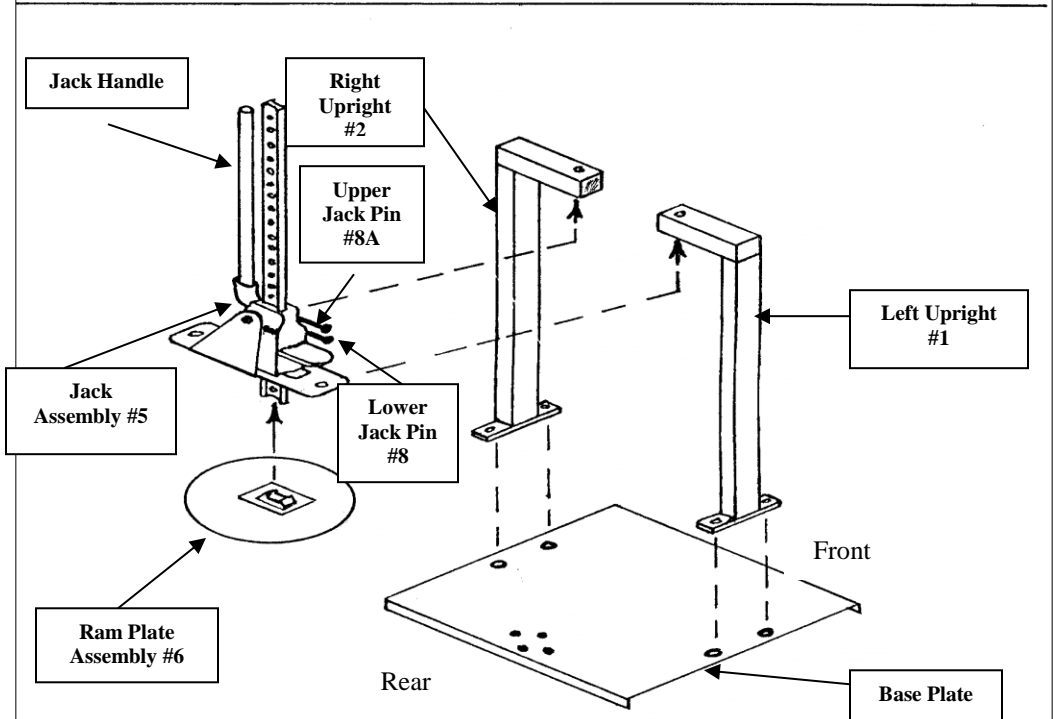


Figure 2
View from rear of unit



1700 Jasper St., Unit F, Aurora, CO 80011 T 800.624.6706 F 303.364.7796 • Newstripe.com
Pack-Master Manual / 1258.0818

PACK-MASTER MANUAL

ALWAYS wear safety goggles or protective eye-wear when operating the unit!

THE NEWSTRIPE WARRANTY – 18 MONTH

NEWSTRIPE, INC., WARRANTS TO THE ORIGINAL PURCHASER, FOR 18 (EIGHTEEN) MONTHS AFTER DATE OF PURCHASE, THAT THE EQUIPMENT* HEREBY SOLD SHALL BE FREE OF DEFECTS IN MATERIALS AND WORKMANSHIP. THIS WARRANTY DOES NOT EXTEND TO ANY DAMAGE OR MALFUNCTION RESULTING FROM MISUSE, NEGLIGENCE, ACCIDENT, IMPROPER OPERATION, OR NORMAL WEAR AND TEAR.

Damage incurred in shipment from Newstripe, Inc. to the customer is the total responsibility of the carrier. The CUSTOMER MUST NOTE DAMAGES on the Bill of Lading of Trucking Company or Railroad; and Newstripe, Inc. will furnish to the customer the cost or parts and labor. The customer can then bill the common carrier for the damages by placing his signature on the documents.

The Newstripe, Inc. obligation under this warranty and any implied warranties is limited to replacement or repair of defective parts of its manufacture without charge for 18 (Eighteen) months from date of purchase. For service under this warranty, buyer shall ship the defective part or parts of the equipment, transportation prepaid, to Newstripe, Inc. together with a written description of any claimed defect and proof of purchase date of the materials being returned. **Prior to retuning any part or machine, the CUSTOMER must obtain a Return Materials Authorization number. Call 1-800-624-6706. To review the complete guidelines for warranty and returns, please visit www.newstripe.com/guidelinesforwarrantyandreturn.**

***Gasoline engines, compressors, pumps (including airless) and Transaxles are furnished with their respective manufacturer's warranties only. Such components are not covered by any warranty of Newstripe, Inc. Where Newstripe elects to extend manufacturers' warranties, the warranty shall be pro-rated as to cover 100% of the cost to replace or repair materials and parts for the first 12 months of ownership and 60% for the remaining 6 month period.**

The responsibilities described above are the only responsibilities of Newstripe, Inc. under this written warranty or any implied warranty, and may be exercised only within 18 (Eighteen) months from the date of purchase. In no event shall Newstripe, Inc. be liable for incidental or consequential damages and no person had any authority to bind it to any representation or warranty, not be responsible for work done, materials furnished or repairs made by others without its' specific written authorization.

THIS WARRANTY SHALL BE IN LIEU OF ANY AND ALL OTHER WARRANTIES, EXPRESSED OR IMPLIED, INCLUDING ANY WARRANTIES OF MERCHANTABILITY OR FITNESS FOR A PARTICULAR PURPOSE, AND THERE IS NO OTHER REPRESENTATION OR WARRANTY OF ANY KIND WITH RESPECT TO THE GOODS SOLD HEREBY EXCEPT AS SET FORTH HEREIN. IT IS EXPRESSLY AGREED THAT THIS WARRANTY SHALL BE LIMITED TO THE ADJUSTMENT, REPAIR OR REPLACEMENT OF PARTS AND THE LABOR AND SERVICES REQUIRED THEREBY. IN NO EVENT, INCLUDING ANY CLAIM FOR NEGLIGENCE, SHALL NEWSTRIPE, INC. BE LIABLE FOR INCIDENTAL OR CONSEQUENTIAL DAMAGES.

Sincerely,
Newstripe, Inc



1700 Jasper St., Unit F, Aurora, CO 80011 T 800.624.6706 F 303.364.7796 • Newstripe.com

Pack-Master Manual / 1258.0818