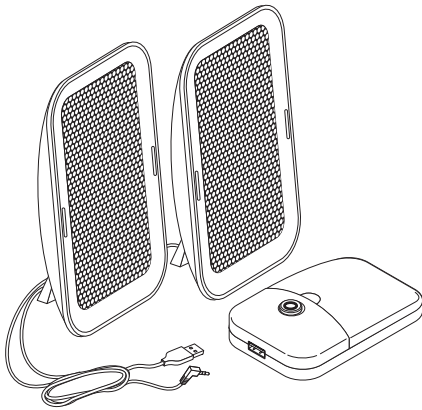


AcustiX™ Portable Multimedia Speakers - 4330600

Quick Start Guide



System Requirements:

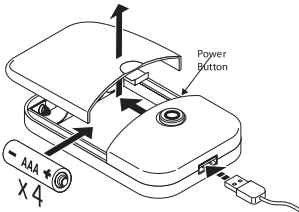
- Available 3.5mm audio out (headphone jack)
- Available USB port

Packaging Contents:

- AcustiX™ portable multimedia speakers
- Battery pack (batteries not included)
- Travel pouch
- Cable bundle
- Quick Start Guide

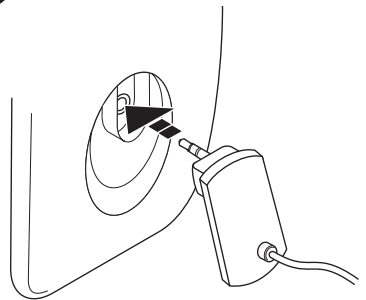
1

*Step #1 only necessary for non PC use. If using with a PC proceed to step #2



Plug the USB cable into the USB port on the battery pack. Put 4 AAA alkaline batteries in the pack. Push the power button.

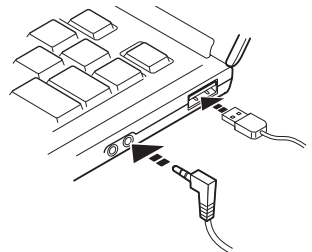
2



Separate the speakers. Plug the stands into the speakers.

3

Plug the audio cable into the speaker output jack and USB cable into available USB port for power.



Note: Control the volume with the computer's volume control. The speakers will synchronized automatically. Once connected to the computer, the speakers will be available for use.