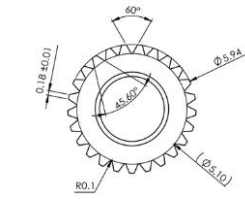
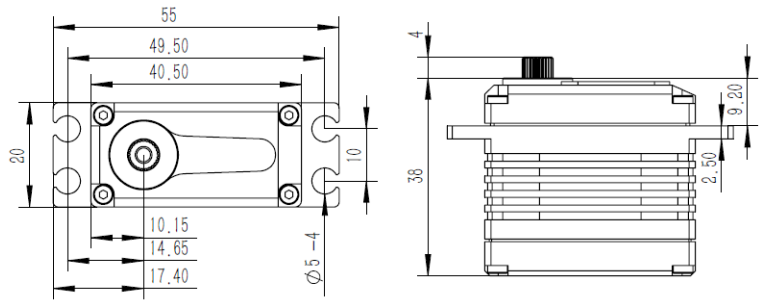


X20-3012 Technical Specification



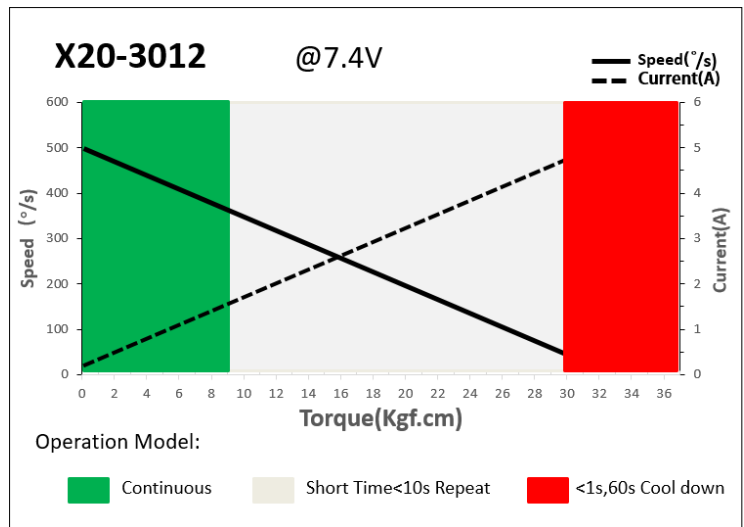
25T-6mm
Output Shaft Spline



1. Operating Data

	X20-3012
Rated Voltage	DC7.4V
Voltage Range	DC6.0V-8.4V
Torque	25Kgf.cm@6.0V
	30Kgf.cm@7.4V
	35Kgf.cm@8.4V
Speed	0.15sec/60°@6.0V
	0.12sec/60°@7.4V
	0.11sec/60°@8.4V
Working Frequency	1520us/333Hz
Default Travel Angle	± 50°=100°Total
Temperature Range	-10°C.....+65°C
Case Material	Aluminum Alloy
Motor Type	Brushless DC Motor
Gear Set Material	Hardened Steel
Position Sensor	Potentiometer
Case Dimensions	40.5mm*20mm*38mm±0.2mm
Weight	72g±10%
Ball Bearing	2 BB

2. Performance



3. Command signal

3.1. PWM Command Interface

Signal Voltage	TTL-level: HIGH: min.3.3V, max.5.0V Low: min.0.0V, max.1.5V
Pulse Lengths	900us-2100us
Pulse Lengths for Position -50°/ 0°/+50°	1000us/1500us/2000us

4. Electrical Connection

	Pin Assignment (PWM)			
	1	Yellow	SIG	Command Signal
	2	Red	DC+	Supply Voltage
	3	Brown	DC-(GND)	Supply Ground, Signal Ground