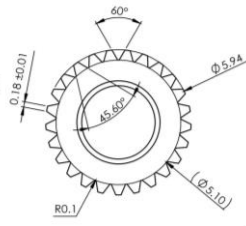
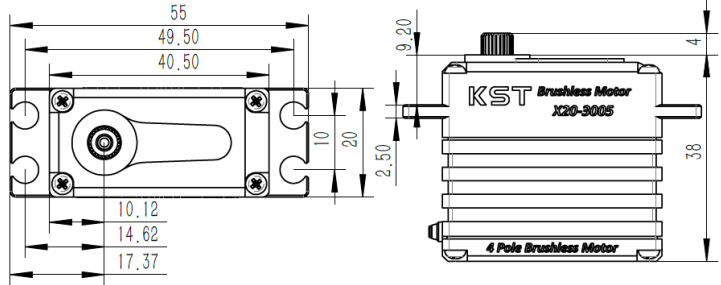


X20-3005 Technical Specification



25T

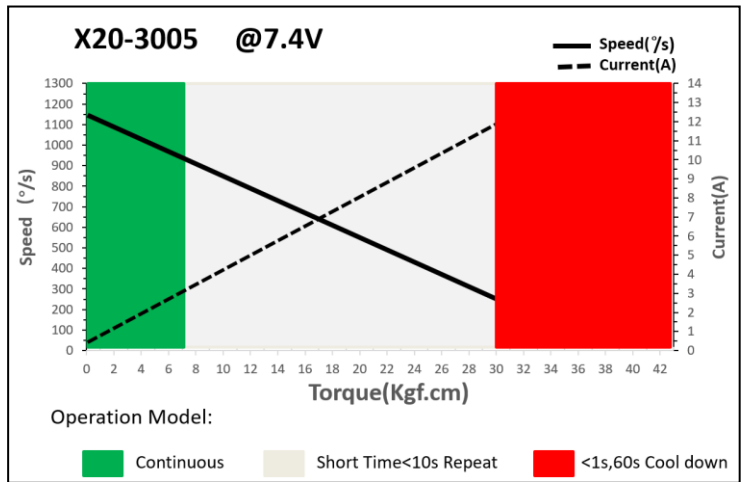
25T 6mm Output Shaft Spline



1. Operating Data

Rated Voltage	DC7.4V
Voltage Range	DC6.0V-8.4V
Torque	24Kgf.cm@6.0V
	30Kgf.cm@7.4V
	32Kgf.cm@8.4V
Speed	0.067sec/60°@6.0V
	0.052sec/60°@7.4V
	0.047sec/60°@8.4V
Stalling Current	8.80A@6.0V
	10.8A@7.4V
	12.3A@8.4V
Working Frequency	1520us/333Hz
Default Travel Angle	±50° =100° Total
Temperature Range	-20°C+65°C
Soft Start	Yes
Programable	Yes
Case Material	Aluminum Alloy
Motor Type	4 Pole Brushless DC Motor
Gear Set Material	Hardened Steel
Position Sensor	Potentiometer
Ball Bearing	2BB
Case Dimensions	40.5mm*20mm*38mm±0.2mm
Waterproof	IP65
Weight	70g±10%

2. Performance



3. Command signal

PWM Command Interface

Signal Voltage	HIGH: min.3.3V, max.5.0V Low: min.0.0V, max.1.5V
Pulse Lengths	900us-2100us
Pulse Lengths for Position -50°/ 0°/+50°	1000us/1500us/2000us

4. Electrical Connection

Pin	Pin Assignment			
	1	Black (White mark)	Signal	PWM Command
	2	Black (Red mark)	DC+	Supply Voltage
3	Black	DC-	Supply Ground	

