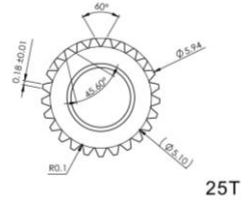
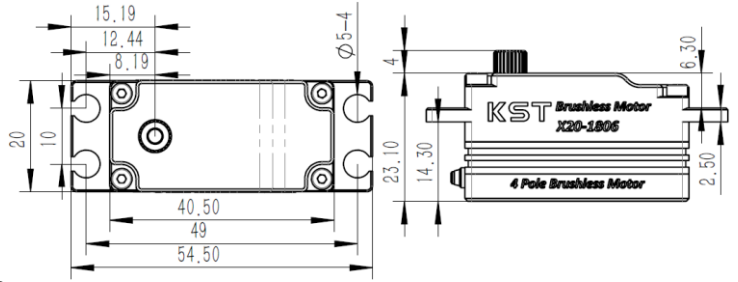


X20-1806 Technical Specification



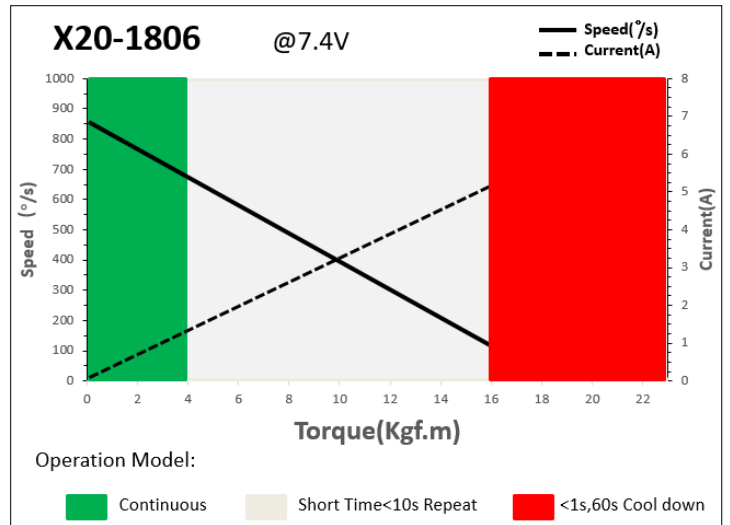
25T- 6mm Output Shaft Spline



1. Operating Data

Rated Voltage	DC7.4V
Voltage Range	DC6.0V-8.4V
Torque	14Kgf.cm@6.0V
	16Kgf.cm@7.4V
	18Kgf.cm@8.4V
Speed	0.08sec/60°@6.0V
	0.07sec/60°@7.4V
	0.06sec/60°@8.4V
Start Current	4.0A@6.0V
	4.8A@7.4V
	5.8A@8.4V
Working Frequency	1520us/333Hz
Default Travel Angle	±100° =200° Total
Temperature Range	-20°C.....+65°C
Soft Start	Yes
Programable	Yes
Case Material	Aluminum Alloy
Motor Type	4 pole Brushless DC Motor
Gear Set Material	Hardened Steel
Position Sensor	Contactless
Ball Bearing	2BB
Waterproof	IP65
Case Dimensions	40.5mm*20mm*23.1mm±0.2
Weight	50g±10%

2. Performance



3. Command signal PWM Command Interface

Signal Voltage	HIGH: min.3.3V, max.5.0V Low: min.0.0V, max.1.5V
Pulse Lengths	500us-2500us
Pulse Lengths for Position	500us/1500us/2500us
	-100%/ 0%/+100°

4. Electrical Connection

Pin	Pin Assignment		
	1	Black (White mark)	Signal
2	Black (Red mark)	DC+	Supply Voltage
3	Black	DC-	Supply Ground