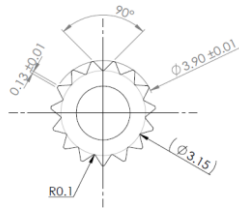
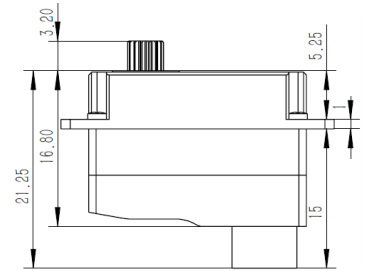
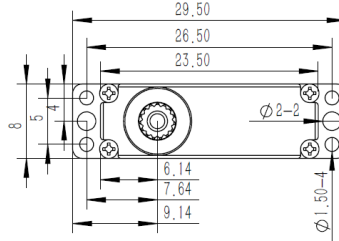


### X08 V6.0 Technical Specification



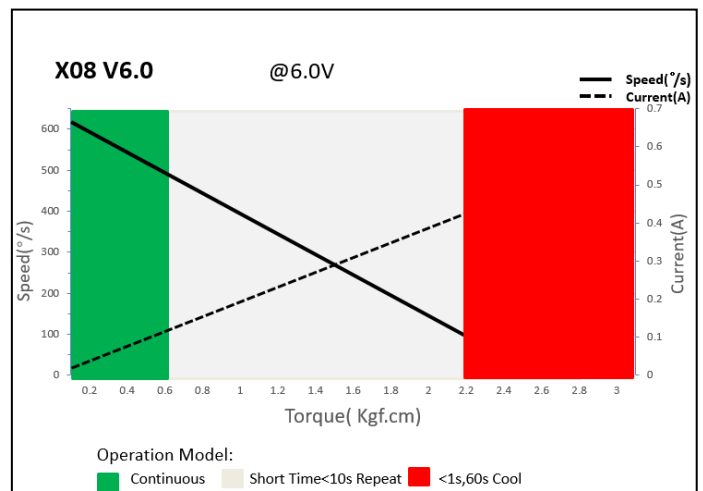
15T 4mm Output Shaft Spline



## 1. Operating Data

X08 V6.0	
Rated Voltage	DC7.4V
Voltage Range	DC3.8V-8.4V
Torque	1.40Kgf.cm@3.8V
	2.20Kgf.cm@6.0V
	2.80Kgf.cm@8.4V
Speed	0.18sec/60°@3.8V
	0.15sec/60°@6.0V
	0.09sec/60°@8.4V
Working Frequency	1520us/333Hz
Default Travel Angle	±60° = 120° Total
Temperature Range	-10°C .....+65°C
Soft Start	Programmable
Programmable	Yes
Case Material	Aluminum Alloy
Motor Type	Coreless DC Motor
Gear Set Material	Hardened Steel
Position Sensor	Potentiometer
Case Dimensions	23.5mm*8mm*16.8mm±0.2mm
Weight	8g±10%

## 2. Performance



## 3. Command signal

### PWM Command Interface

Signal Voltage	HIGH: min.3.3V, max.5.0V Low: min.0.0V, max.1.5V
Pulse Lengths	900us-2100us
Pulse Lengths for Position -60°/ 0°/+60°	1000us/1500us/2000us

## 4. Electrical Connection

 3 2 1	Pin Assignment			
	1	Orange	Signal	PWM Command
	2	Red	DC+	Supply Voltage
	3	Brown	DC-	Supply Ground