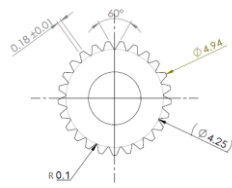
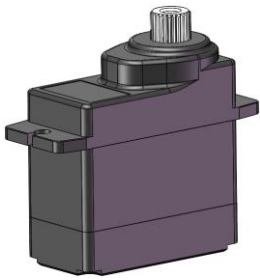
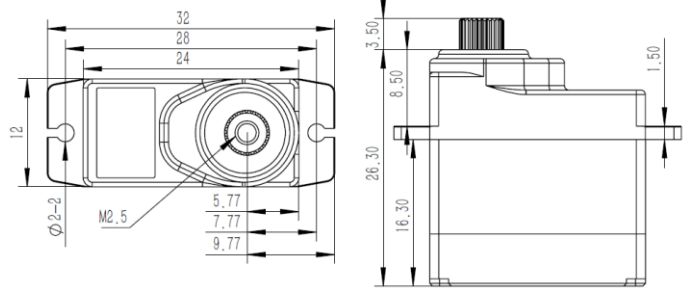


DS113MG V6.0 Technical Specification



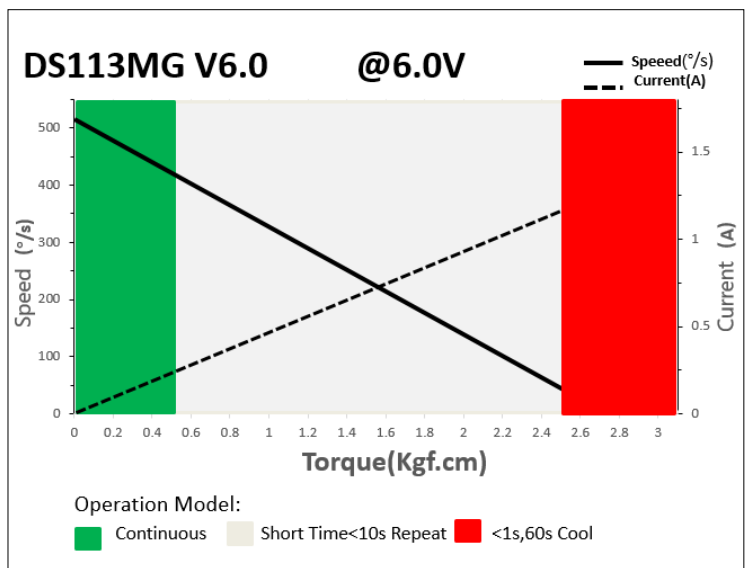
25T- 5mm Output Shaft Spline



1. Operating Data

2. Performance

Rated Voltage	DC6.0V
Voltage Range	DC4.8V-8.4V
Torque	2.0Kgf.cm@4.8V
	2.5Kgf.cm@6.0V
	3.0Kgf.cm@7.4V
	3.5Kgf.cm@8.4V
Speed	0.13sec/60°@4.8V
	0.11sec/60°@6.0V
	0.10sec/60°@7.4V
	0.09sec/60°@8.4V
Stalling Current	1.00A@4.8V
	1.20A@6.0V
	1.40A@7.4V
	1.60A@8.4V
Working Frequency	1520us/333Hz
Default Travel Angle	±50° =100° Total
Temperature Range	-10°C.....+65°C
Soft Start	Programmable
Programmable	Yes
Motor Type	Core Motor
Case Material	Plastic
Gear Set Material	Metal Gear
Position Sensor	Potentiometer
Ball Bearing	1BB
Case Dimensions	24mm*12mm*26.3mm±0.2mm
Weight	12g±10%



3. Command signal PWM Command Interface

Signal Voltage	HIGH: min.3.3V, max.5.0V Low: min.0.0V, max.1.5V
Pulse Lengths	1000us-2000us
Pulse Lengths for Position -50° 0°+50°	1000us/1500us/2000us

4. Electrical Connection

3 2 1	Pin Assignment			
	1	Orange	Signal	PWM Command
	2	Red	DC+	Supply Voltage
	3	Brown	DC-	Supply Ground