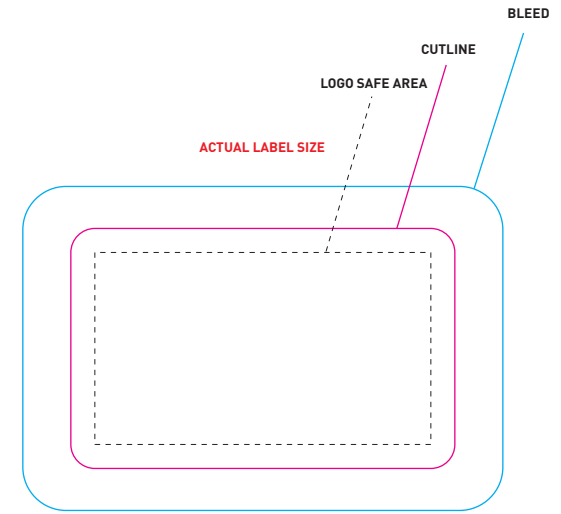
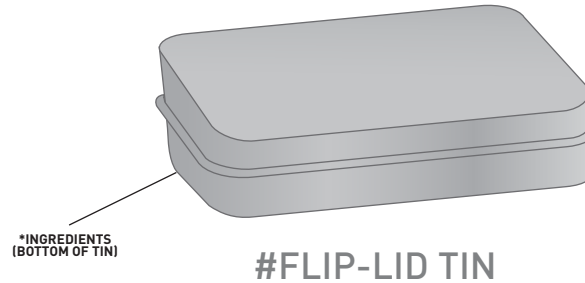


# MINT TIN TEMPLATES

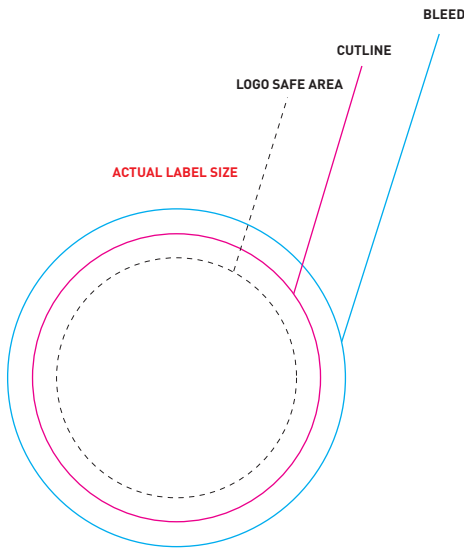
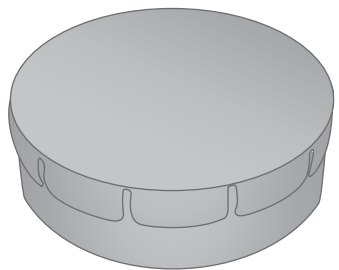
## PRINTING GUIDELINES FOR FLIP LID, SNAP LID, AND SLIDE LID TINS (ALL PRODUCTS SHOWN AT ACTUAL SIZE)

### TEMPLATE INSTRUCTIONS

1. PLACE ART INTO LOGO SAFE AREA BOX AND RESIZE TO FIT
2. SAVE FILE AS AI OR PDF FORMAT



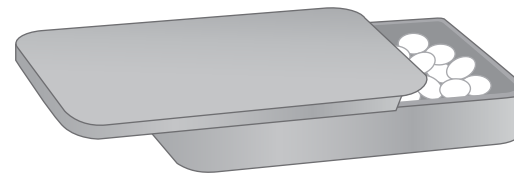
LOGO SAFE AREA  
1 3/4" 1"



LOGO SAFE AREA  
1 1/4" X 1 1/4"

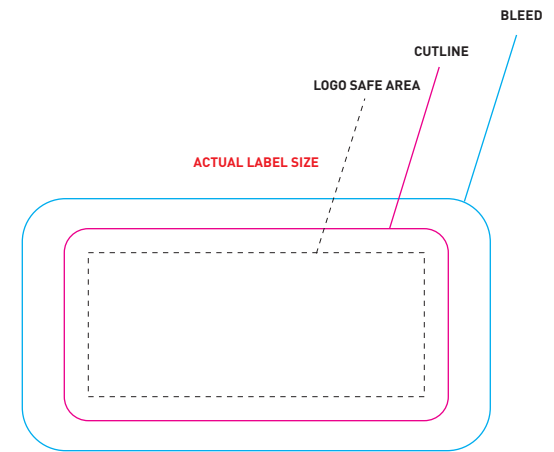
#SNAP-LID TIN

\*INGREDIENTS (BOTTOM OF TIN)



\*INGREDIENTS (BOTTOM OF TIN)

#SLIDE-LID TIN



LOGO SAFE AREA  
1 3/4" X 3/4"