




emulait™

ANATOMY BOTTLE
USER INSTRUCTION MANUAL



What's Included



Lid x 1



Cap x 1



Nipple x 1



Flow Control Valve x 3
(Slow, Medium, Fast)



Anatomy Bottle x 1



Anatomy Base x 1

Before First Use

Clean hands and surfaces thoroughly before handling. Disassemble all products and sterilize each part in boiling water for about five minutes. Let all parts cool and dry before reassembly.

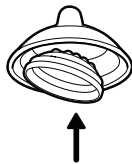
How to Assemble

Flow Control

Emulait Nipples must be used with a flow control valve inserted to prevent collapse. You will find slow, medium, and fast flow control valves located under the tray of the Anatomy Bottle. Choose desired flow rate and insert into the Emulait Nipple before use.


You may notice that the nipple compresses during feeding. This is due to suction from the baby's latch and does not affect the flow of milk.

1 Insert flow control valve



Insert flow control valve into the Emulait Nipple and push it into place

2 Fill the bottle and attach nipple on to bottle base with flow control valve inserted

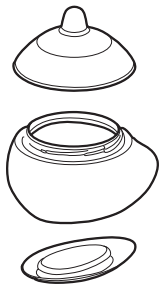


How to Hold Bottle

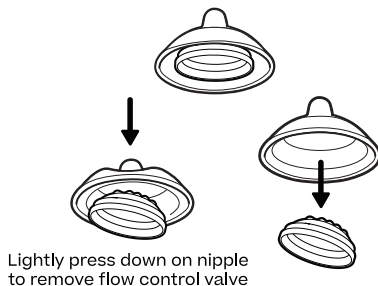


How to Disassemble for Cleaning

1 Detach nipple and base



2 Remove flow control valve



3 Invert nipple



To ensure a thorough cleaning, use the Emulait bottle brush to clean between fibres

Cleaning and Sterilizing

Fully disassemble all parts. Wash all parts in hot water and soap. Rinse and dry thoroughly, ensuring all cavities are clean.

All parts are dishwasher safe (top rack only), and safe for use in an electric sterilizer, microwave sterilizer or boiling water. Use sterilizing solutions or sterilizers strictly according to the manufacturer's instructions. Steam can cause severe skin burns, use caution when boiling on the stove or using any sterilizing equipment. Avoid unnecessary handling of sterilized items and equipment.

For Your Child's Safety and Health

⚠ WARNING!

Always check food temperature before feeding. Dispose of bottle components at the first signs of damage or structural weakness. Keep components not in use out of the reach of children. Remove from your baby's mouth when the baby is not feeding. Always use this product with adult supervision. Always check the nipples for signs of wear and replace when damaged. Do not use a microwave oven to heat the bottle as microwave ovens can create hotspots in milk/formula and/or bottle components. The bottle components are not toys and should not be given to children to play with or suck on.

Yours Truly