

STYLE RECIPE # 1

Entryway Styling  
*With Mirror & Art*

OAK+ROBIN

PRINTABLE #1

# Entryway styling with console table, mirror and art

STYLING FORMULA

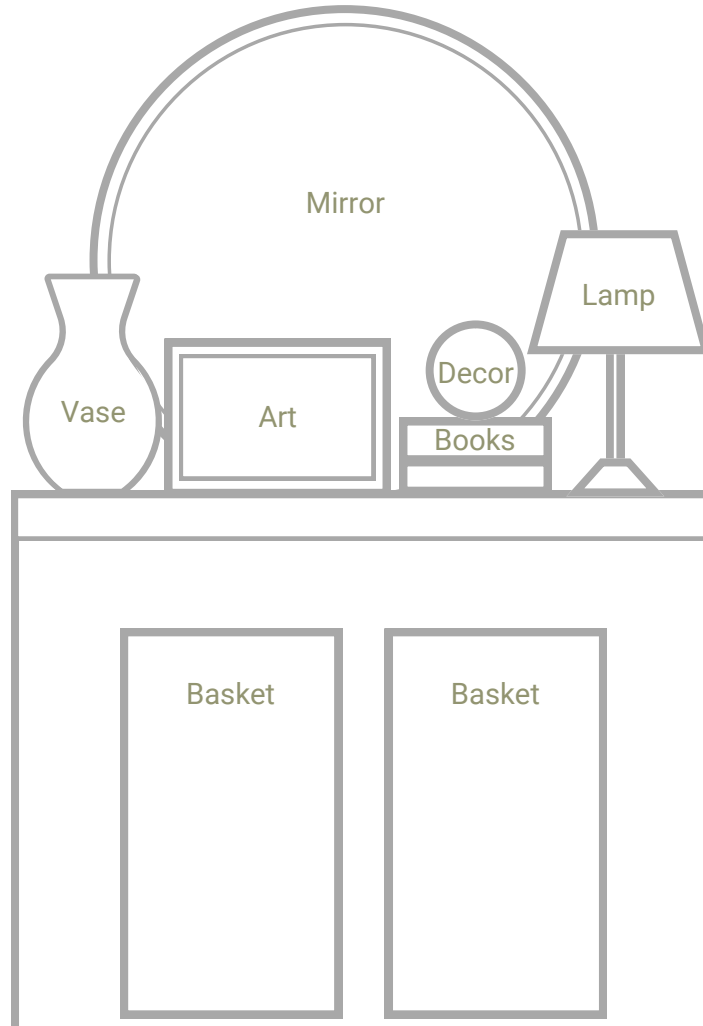
Entry console + Mirror + Art + baskets

DIFFICULTY LEVEL



PRO TIP

Change art regularly for an updated seasonal look



## CHECKLIST:

### *Main Structure*

- Console Table x1
- Mirror x1
- 11x14 Art x1
- Vase x1
- Lamp x1

### *Accent*

- Books x2
- Basket x2
- Misc. decor x2

## NOTES:

---



---



---



---



---




---


## *Do it yourself!*

Learn ( not hang ) art in front of mirror will give you that layered, collected vibe!





Source: lifeonvirginiastreet.com



Source: Studio McGee

# O+R RECOMMENDS



Afternoon Reads  
14" x 11"



Sweet Magnolia  
8" x 9"



Hilda  
11" x 14"



Dandelion  
10" x 8"



Fisherman  
12" x 8"



Fruits and Flora  
10" x 8"