

WINE CELLAR PROPOSAL

WINE RACKS AMERICA

Client Name:

Date:

Design Specialist:

Email:

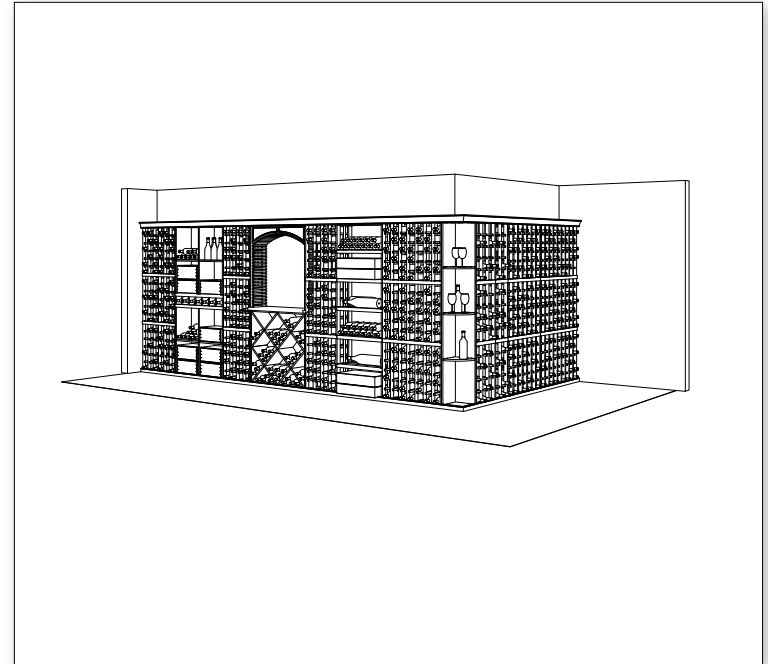
Phone:

WINE CELLAR PROJECT SUMMARY:

- Materials Quoted = Ponderosa Pine & Premium Redwood
- Cellar Capacity = 1186 Bottles
- Crown & Floor Molding = Yes

OPTIONAL PRODUCTS & SERVICES:

- Water-Based Stain and Finish
- Cellar Cooling Options
- Insulated Cellar Doors
- Tongue & Groove Wall/Ceiling Paneling



QUALITY & SERVICE

Thank you for your interest in Wine Racks America. Our goal is to provide you with efficient, friendly service and the highest quality products available. Please see the following pages for more information about your cellar design.

We offer an exclusive hand-made product built in Salt Lake City, Utah. Our racks are built with the highest quality, clear #1 Premium Redwood or Ponderosa Pine. (Wood samples are available upon request)

Thousands of homeowners, businesses, wineries, and other wine enthusiasts have trusted us to help them create their ideal wine cellar environment. Please visit us on the web at wineracksamerica.com to view a complete list of testimonials and sample cellars.

Cheers and happy cellaring,
Wine Racks America

Questions? Call 1.888.373.6057 or visit wineracksamerica.com

Before your cellar arrives:

Be prepared! Properly built and insulated walls and ceiling are essential for effective wine storage. Use this checklist to make sure you are ready for the arrival of your wine cellar.

insulation:

Insulate framed walls with a minimum of R-19, and insulate framed ceiling & floor with a minimum of R-30. For concrete walls or floor make sure you use a quality sealer product to treat and protect it.

vapor barrier:

Apply a minimum 6 mil vapor barrier on the warm side of the walls and ceiling.

wall construction:

Construct walls with 2 x 4's or 2 x 6's on 16" centers. Water-resistant drywall (greenboard) or stone backers should be used. Cover the walls with tile, tongue and groove paneling or other moisture-friendly material.

door & windows:

Install exterior grade doors only and tightly weather strip. Employ a quality threshold and sweep. Make sure all doors and windows used are multi-pane, thermally insulated glass.

lighting:

Place below-ceiling, low voltage lighting in your cellar. If you are going to use recessed lighting, make sure it is thermally fused. This allows for the insulation in the ceiling to wrap around the back of the canisters.

delivery:

Most orders ship within 48 hours via standard Ground or Freight solutions. Please allow extra time for custom or stained orders.

Questions? Call **1.888.373.6057** or visit
wineracksamerica.com



cooling units:

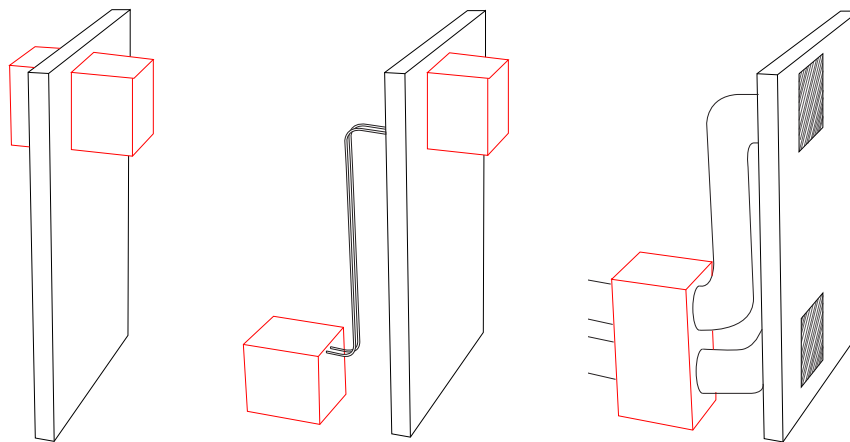
help create and maintain the ideal wine cellar environment. Wine requires a balance of consistent temperature and humidity for optimal aging. Temperatures affect the rate of maturation, while the right humidity keeps corks in good condition during the aging process. Three kinds of cooling units exist to match your specific needs: *Through-wall, Split System, and Remote Ducted*.

Through-wall cooling units are self-contained and easy to install. Cool air blows into the cellar while warm air is exhausted into an adjacent room. Ideally this unit is located towards the ceiling, in between wall studs, and exhausting warm air into a suitable space.

Split Systems locate the evaporator in the cellar while the condenser is outside the cellar. This allows for a reduction in noise as well as more space to store wine.

A remote ducted system is where both the evaporator and condenser are located outside the cellar. This is often the more aesthetic choice and provides the most noise reduction within the wine cellar.

Important factors in choosing the right cooling unit depends on the room preparation and materials. Glass and poorly insulated walls will affect the capacity for cooling and in such cases a larger cooling capacity will be needed.



Through-wall

Split System

Remote Ducted

Not sure which cooling unit is best for you?
Please call our Cooling Unit Specialist.

stains:

provide a finished look to your wine cellar system. Wine Racks America offers a variety of stains and satin finishes to allow for a custom touch. All stains are eco-friendly and water-based.

pine



redwood



white wash stain



oak stain



cherry stain



walnut stain



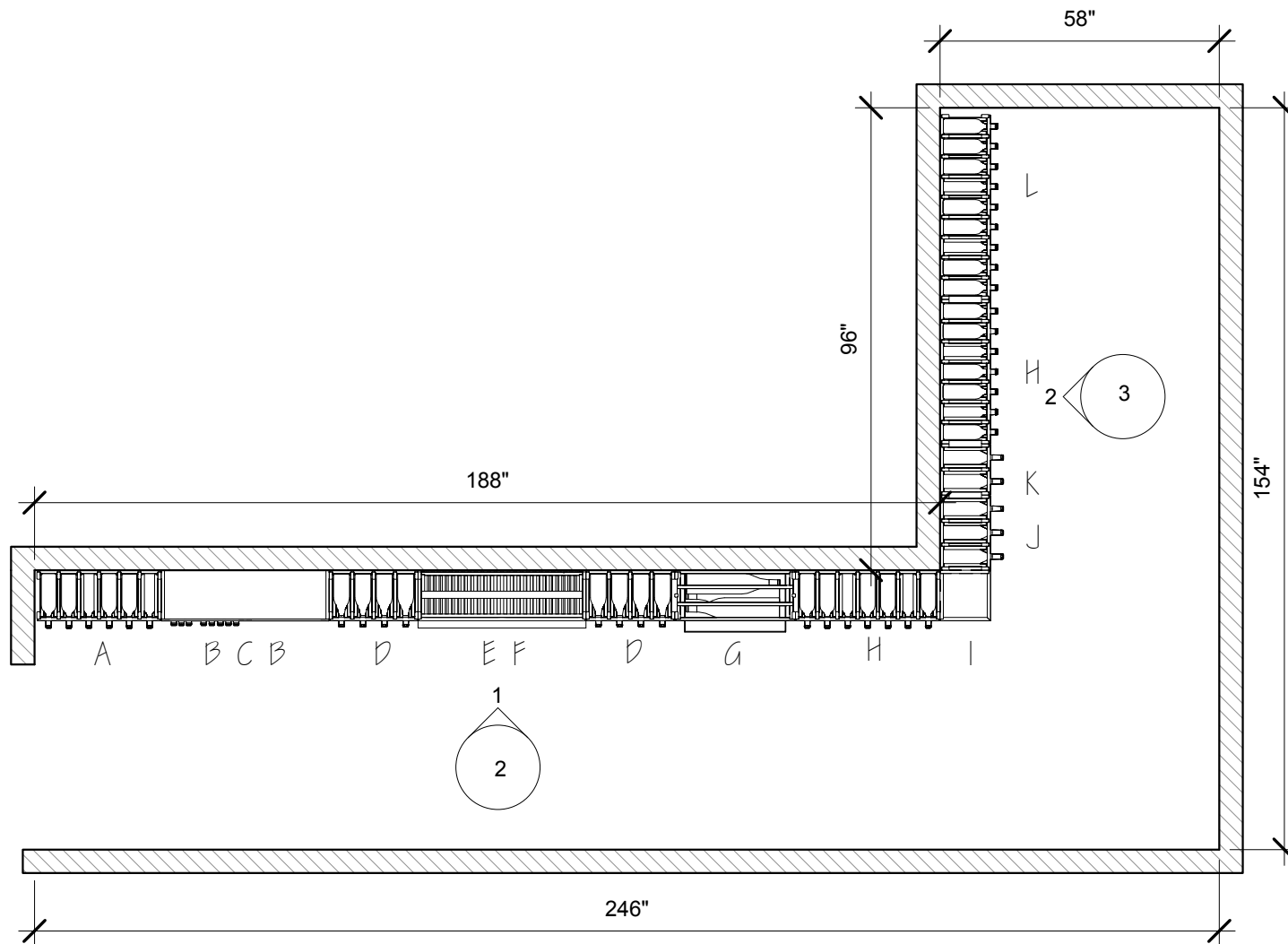
burgundy stain



black stain



Questions? Call 1.888.373.6057
or visit wineracksamerica.com



1 FLOOR PLAN
SCALE TO FIT

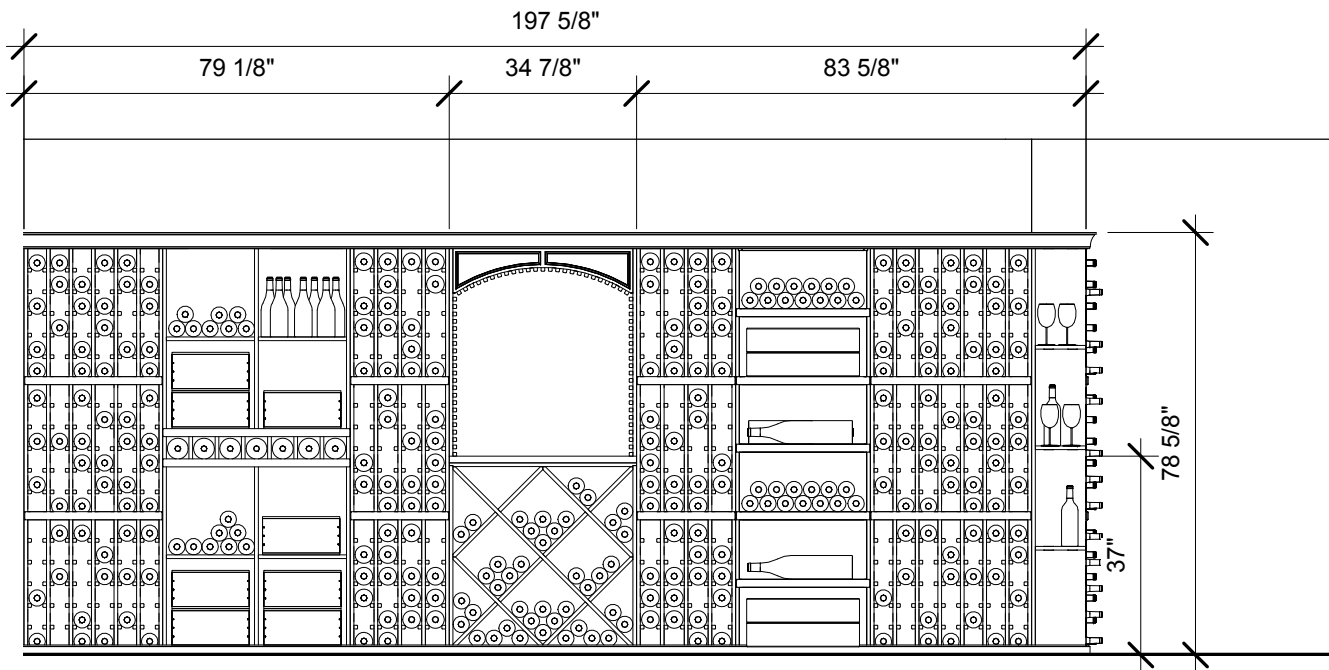


180 North 700 West
North Salt Lake, UT 84054
1.888.373.6057
wineracksamerica.com

Carmer Wine Cellar

Scale: to fit
Ceiling Ht: 96"
Drawn by:
Checked by:

Revision:
Date:
Page:



① ELEVATION I
SCALE TO FIT

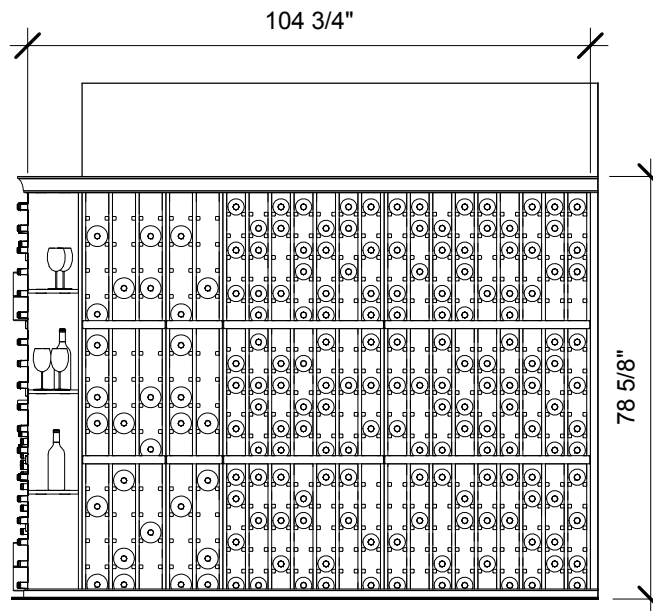


180 North 700 West
North Salt Lake, UT 84054
1.888.373.6057
wineracksamerica.com

Carmer Wine Cellar

Scale: to fit
Ceiling Ht: 96"
Drawn by:
Checked by:

Revision:
Date:
Page:



② ELEVATION 2
SCALE TO FIT

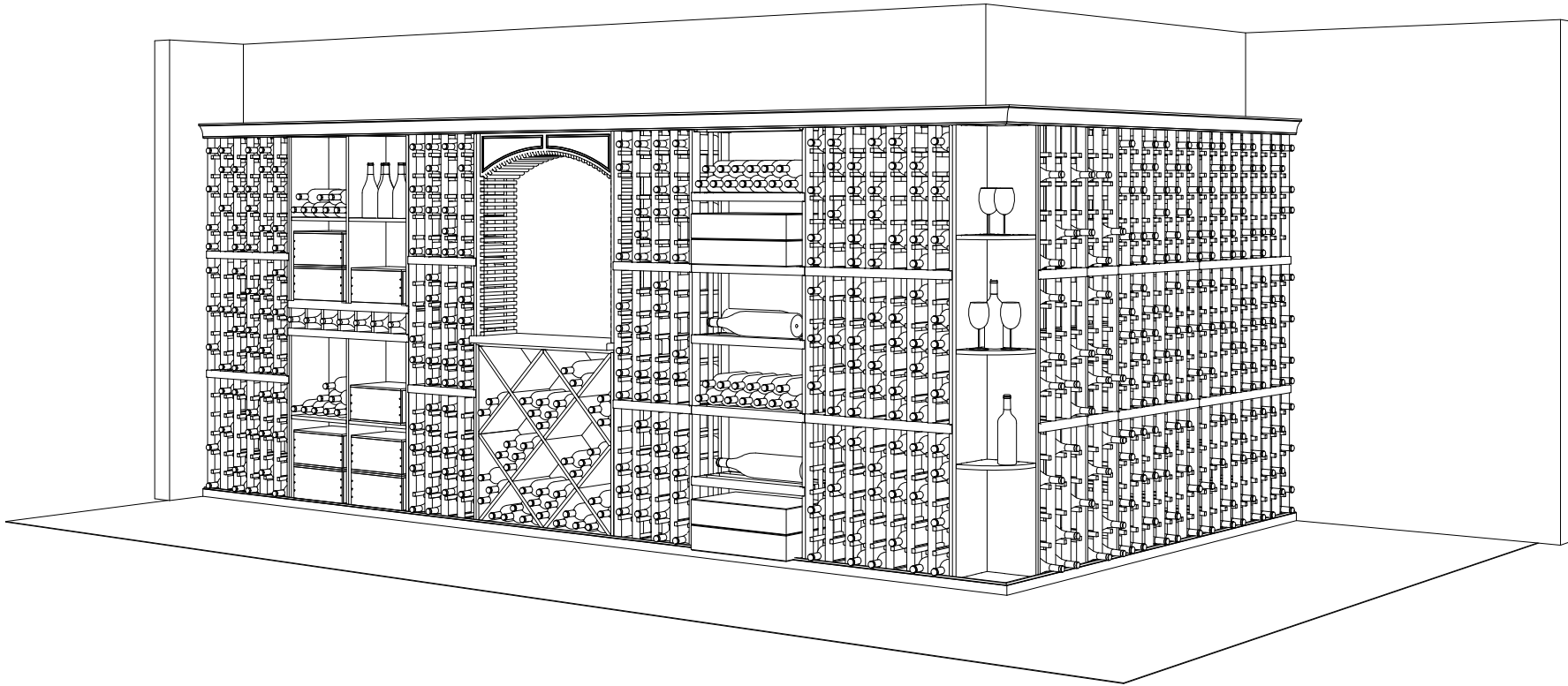


180 North 700 West
North Salt Lake, UT 84054
1.888.373.6057
wineracksamerica.com

Carmer Wine Cellar

Scale:	to fit
Ceiling Ht:	96"
Drawn by:	
Checked by:	

Revision:
Date:
Page:



180 North 700 West
 North Salt Lake, UT 84054
 1.888.373.6057
wineracksamerica.com

Carmer Wine Cellar

Scale:	to fit	Revision:
Ceiling Ht:	96"	Date:
Drawn by:		Page:
Checked by:		