

Professional II+ Series Rack/Tower Type

PRO900-ERS/ERL SERIES | 1-10kVA, p.f 0.9



CCTV & Security
Systems



Local Area
Network (LAN)



Work-Stations



Servers



Prolink **Professional II+ Series (1P/1P) Rack/Tower** is a single-phase UPS system using microprocessor controlled true online double conversion technology and it can be used to provide protection for critical loads especially on IT applications. High input power factor correction in the system improves efficiency and reduces overall losses.

Users can easily monitor and access to their UPS status from a comprehensive LCD display. Both Tower and Rack Types of UPS systems have USB and RS-232 communication ports as standard, with a built-in intelligent slot for additional adapters, protocol converters and relay contact cards. SNMP option is also available for power management via SNMP manager and web browser.

In addition, Emergency Power Off (EPO) function is also available to protect the personnel and the equipment in case of fire outbreak or other types of emergency.

Key Features

- True double-conversion
- Microprocessor control optimizes reliability
- Input power factor correction
- Output power factor 0.9
- Wide input voltage (110 V – 300 V)
- Converter mode available
- ECO mode for energy saving (Only available for 1-3KVA model)
- Generator compatible
- Smart SNMP works well with either USB or RS-232 together
- Emergency power off function (EPO)
(Optional for 1~3kVA, Built-in for 6/10kVA)

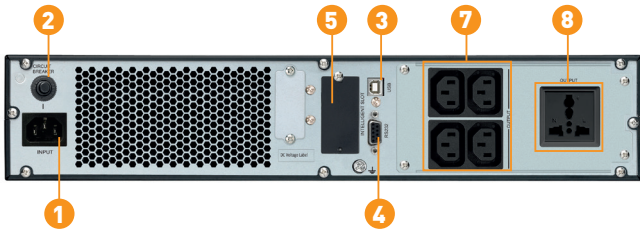
Rear Panel

1-3KVA

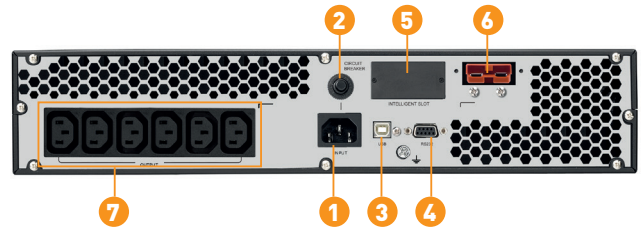
1. AC input
2. Input circuit breaker
3. USB communication port
4. RS-232 communication port

5. Intelligent slot
6. External battery connection (only available for L model)

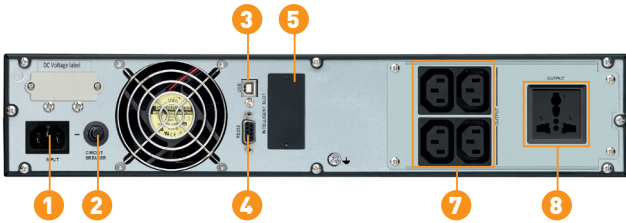
7. Output receptacles (IEC C13)
8. Output receptacle (Universal outlet)
9. Output receptacle (IEC C19)



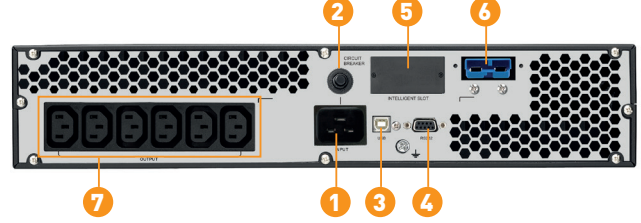
PRO901-ERS



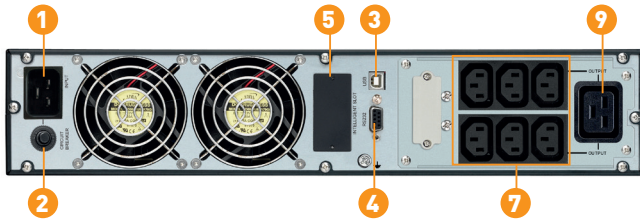
PRO901-ERL



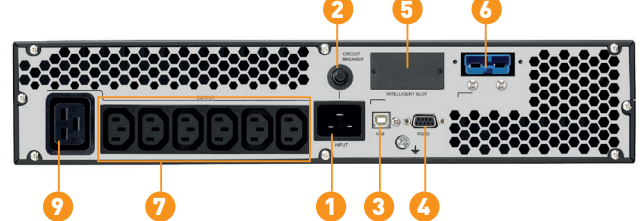
PRO902-ERS



PRO902-ERL



PRO903-ERS




PRO903-ERL


6-10KVA

1. External battery connector (Only available for L model)
2. RS-232 communication port
3. Intelligent slot
4. USB communication port

5. Emergency power off function connector (EPO connector)
6. Input circuit breaker
7. Input/Output terminal



PRO906-ERS/ERL



PRO910-ERS/ERL



Specifications

MODEL	PRO901-ERS/ERL	PRO902-ERS/ERL	PRO903-ERS/ERL	PRO906-ERS/ERL	PRO910-ERS/ERL	
PHASE	Single phase with ground					
CAPACITY	1000 VA / 900 W	2000 VA / 1800 W	3000 VA / 2700 W	6000 VA / 5400 W	10000 VA / 9000 W	
INPUT						
Nominal Voltage	200/208/220/230/240VAC			208/220/230/240VAC		
Input Voltage Range	110-300 VAC at 50% load 160-280 VAC at 100% load			110-300 VAC ± 3% at 50% Load 176-300 VAC ± 3% at 100% Load		
Frequency Range	40Hz ~ 70 Hz			40-70Hz		
Power Factor	≥ 0.99 @ Nominal Voltage (100% load)					
OUTPUT						
Output Voltage	200/208/220/230/240VAC			208/220/230/240VAC		
Voltage Regulation	± 1%			± 1%		
Frequency Range (Synchronized Range)	47~ 53 Hz or 57 ~ 63 Hz			46Hz ~ 54 Hz or 56Hz ~ 64 Hz		
Frequency Range (Batt. Mode)	50 Hz ± 0.05Hz or 60 Hz ± 0.05 Hz			50 Hz ± 0.1 Hz or 60 Hz ± 0.1 Hz		
Current Crest Ratio	3:1					
Harmonic Distortion	≤ 1 % THD (Linear Load)			≤ 1 % THD (Linear Load)		
Transfer Time	AC Mode to Battery Mode	Zero			0 ms	
	Inverter to Bypass	4 ms (Typical)			0 ms	
Waveform (Batt. Mode)	Pure Sinewave					
EFFICIENCY						
AC Mode	88%	89%	90%	92%	93%	
Battery Mode	83%	87%	88%	90%	91%	
BATTERY						
Standard Model	Battery Type	12 V / 9 AH	12 V / 9 AH	12 V / 9 AH	12 V / 9 AH	
	Numbers	2	4	6	16	
	Typical Recharge Time	4 hours recover to 90% capacity			9 hours recover to 90% capacity	
	Charging Current	1.0 A			1A/2A (Adjustable)	
	Charging Voltage	27.4VDC ± 1%	54.7 VDC ±1%	82.1 VDC ±1%	218.4VDC ± 1%	
Long-run Model	Battery Type	Depending on the capacity of external batteries			Depending on applications	
	Numbers	3	6	6	16 - 20 pcs (Adjustable)	
	Charging Current (max.)	1.0A/2.0A/4.0A/6.0 A			1A/2A/4A/6A (Adjustable, 6A is only available for 16pcs batteries)	
	Charging Voltage	41.0VDC ± 1%	82.1 VDC ±1%	82.1 VDC ±1%	218.4 VDC ± 1% (Based on 16pcs batteries)	
INDICATORS						
LCD Panel	UPS status, Load level, Battery level, Input/Output voltage, Discharge timer, and Fault conditions					
ALARM						
Battery Mode	Sounding every 4 seconds					
Low Battery	Sounding every second					
Overload	Sounding twice every second					
Fault	Continuously sounding					
PHYSICAL						
Standard Model	Dimension, D x W x H (mm)	310 x 438 x 88 [2U]	410 x 438 x 88 [2U]	630 x 438 x 88 [2U]	UPS Unit: 530x438x88[2U] Battery Pack: 668x438x88[2U]	UPS Unit: 580x438x133[3U] Battery Pack: 580x438x133[3U]
	Net Weight (kgs)	12	19	29.3	UPS Unit: 15 Battery Pack: 48	UPS Unit: 18 Battery Pack: 51
Long-run Model*	Dimension, D x W x H (mm)	310 x 438 x 88 [2U]	410 x 438 x 88 [2U]		530 x 438 x 88 [2U]	580 x 438 x 133 [3U]
	Net Weight (kgs)	9	12	14.2	15	18
ENVIRONMENT						
Humidity	20-90 % RH @ 0- 40°C (non-condensing)			0-95 % RH @ 0- 40°C (non-condensing)		
Noise Level	Less than 50dB @ 1 Meter			Less than 55dB @ 1 Meter	Less than 58dB @ 1 Meter	
SURGE PROTECTION AND FILTERING						
Surge Energy Rating (Joules)	625J			1080J		
MANAGEMENT						
Smart RS-232 / USB	Supports Windows® 2000/2003/XP/Vista/2008, Windows® 7/8/10, Linux and MAC					
Optional SNMP	Power management from SNMP manager and web browser					
COMPLIANCE STANDARDS						
Safety	IEC/EN 62040-1					
EMC	IEC/EN 62040-2					
Performance	IEC/EN 62040-3					

*Long-run model is only available for 200/208/220/230/240VAC systems.

**Derate to 80% of capacity in Frequency converter mode and to 80% when the output voltage is adjusted to 200/208VAC.

Product specifications are subject to change without further notice.

100/110/115/120/127VAC input and output is available as an option for 1~3KVA

Ver1.1_17.08.2022

Authorised Distributor/ Reseller:

Compatible with:



System Requirements:
Windows XP/Vista/7/8/10, Mac, Linux