


Operation & Installation Guide



Steel Security Safe

Model 2106, 2108, 2020

Read this manual carefully and never store it inside the safe!

Welcome / Package Contents / Safe Overview	Page 1
Setup & Operation	Page 2
Lost Combinations / Replacement Keys / Locating Safe Identification Numbers	Page 3
Consumer Assistance	Page 4
Warranty Information	Back Cover

For Your Protection

- Do not Remove the Serial Number tag from the safe.
- Save this manual and NEVER keep it inside the safe.

WELCOME

Your Honeywell Steel Security Safe will provide years of safe and secure protection for your valuables, important documents and other personal items. All Honeywell safes are designed and built using the highest manufacturing standards to ensure maximum user satisfaction under a variety of conditions. With proper care, your Honeywell safe will provide "Peace of Mind" for many years to come.

Thank you and enjoy!

PACKAGE CONTENTS

Please carefully check the list to confirm all items have been received. If any item is missing, please contact Consumer Assistance (See Page 5 for contact information.)

- 1 –Steel Fire & Security Safe
- 1 – Operation Manual
- 2 – Entry Keys
- 1 – Silica Gel Pack

SAFE OVERVIEW



- A - Door Handle
- B - Entry key hole
- C - Combination dial
- D - Door Hinges
- E - Safe body
- F - Steel Casters
- G - Safe Door
- H - Serial Number Label

ATTENTION: DO NOT RETURN SAFE TO STORE

If you are missing parts or have difficulty operating your safe, please contact our Consumer Assistance department by telephone. Store will not accept returned products without prior authorization. You must first contact our Consumer Assistance department. (See page 5 for contact information)

SETUP & OPERATION

STEP 1: OPEN SAFE USING COMBINATION

1. Insert the special key into the cylindrical lock.

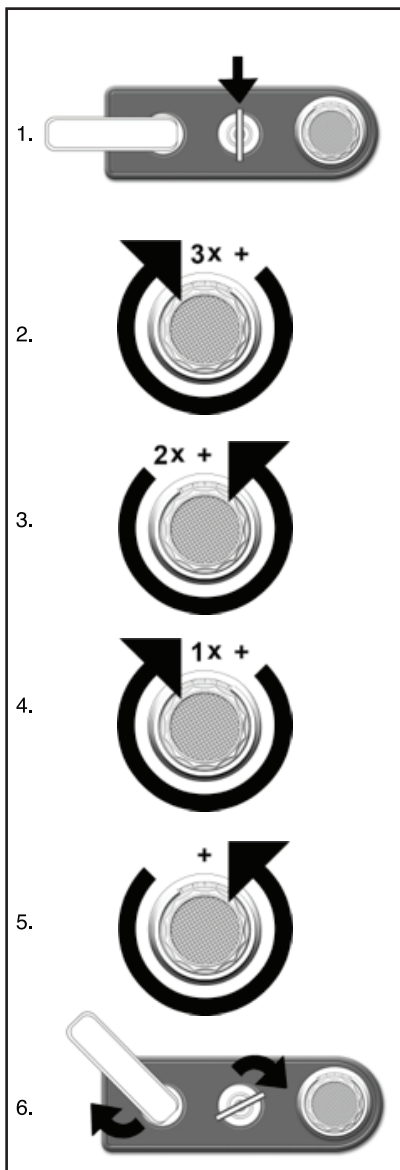
2. Starting with the combination dial positioned on 00 at the center index mark, turn the dial to the right passing 00 three times and stopping on the first number.

3. Turn the dial to the left passing the first number two times and stopping on the second number.

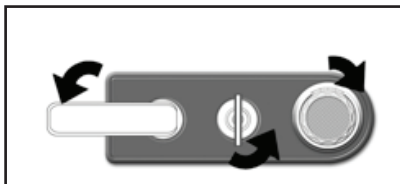
4. Turn the dial to the right passing the second number once and stopping on the third number.

5. Turn the dial left stopping at the fourth number.

6. Turn the key clockwise to the right to open safe.



TO LOCK SAFE: Close door and turn key counterclockwise (left). Turn the handle downwards (counter-clockwise) to the left then push the door closed. Turn the dial to right at least 4 times to secure lock.



LOST COMBINATIONS / REPLACEMENT KEYS

The following information is required to obtain a Key:

1. PROOF OF OWNERSHIP (1 of 2 Options Below)

SALES RECEIPT & IDENTIFICATION - INTERNATIONAL ORDERS ONLY!

- Copy of sales receipt showing Store, Date & Product Description.
- Copy of your picture I.D. (Drivers license, passport, regular I.D.).

PRODUCT OWNERSHIP VERIFICATION FORM

If sales receipt is not available, contact us by email or telephone to request a "Product Ownership Verification Form".

2. CONTACT & PRODUCT INFORMATION

CONTACT INFORMATION

- Name & Mailing Address
- E-mail address (If Available)
- Telephone Number
- Best Time to Contact You

PRODUCT INFORMATION

- Safe Model #
- Safe Serial #

3. METHOD OF PAYMENT

- Telephone:
Visa or MasterCard
- Mail:
Check or Money Order


NOTE: For pricing please contact Consumer Assistance. Contact information is located on the back cover of this manual

Terms subject to change without prior notification.

LOCATING SAFE IDENTIFICATION NUMBERS

SERIAL NUMBER

Located on lower right corner on front of safe.
Do Not Remove Safe I.D. Tags!



KEY NUMBER

4 Digit Number etched on the metal collar located around the key hole.



CONSUMER ASSISTANCE

EMAIL: LHLPCustomerService@LHLPinc.com

WEBSITE: www.Honeywellsafes.com

ADDRESS: Consumer Assistance Dept.
LH Licensed Products, Inc
860 East Sandhill Avenue.
Carson, CA 90746 USA

TELEPHONE: US/Canada 1-877-354-5457 (Toll Free)
Mexico 01-800-288-2872 After English voice recording stops you
must then enter 800-860-1677 to complete your call.(Toll Free)
Australia 0011-800-5325-7000 (Toll Free)
Germany/New Zealand 00-800-5325-7000 (Toll Free)
Other Countries XX*-310-323-5722 (Toll Charge Apply)
XX*- Dial U.S. Country Code first

CALL CENTER HOURS: US/Canada 7am - 5pm (PST**) Mon - Fri

CALL BACK HOURS: Other Countries 7am -8pm (PST**) Mon - Fri
PST**- Local time in Los Angeles, CA, USA

INTERNATIONAL CALL BACK HOURS:

If you need to speak with a consumer assistant and cannot contact us during the call center hours above, please send an email or leave a telephone message, including your name, telephone number and the best time for us to contact you during the call back hours above and we will make our best effort to contact you and help to answer any of your questions or concerns.

* Insert correct Country Code

**Local Time based on Los Angles, California USA

LIMITED WARRANTY

LH Licensed Products, Inc., ("LHLP, Inc.") warrants that for a period of seven (7) years from the date of purchase, this product will be free from structural or mechanical defects resulting from materials or workmanship. LHLP, Inc., at its sole option and as the purchaser's sole remedy under this warranty, will repair or replace this product or any component of the product found to be defective during the warranty period. Replacement or repair will be made with a new or remanufactured product or component. If the product is no longer available, replacement may be made with a similar product of equal or greater value.

THIS IS YOUR EXCLUSIVE WARRANTY.

Our goods come with guarantees that cannot be excluded under the Australian Consumer Law. You are entitled to a replacement or refund for major failure and for compensation for any other reasonably foreseeable loss or damage. You are also entitled to have the goods repaired or replaced if the goods fail to be of acceptable quality and the failure does not amount to a major failure.

This warranty is only valid for the original retail purchaser from the date of initial retail purchase and is not transferable. You must keep the original sales receipt. Proof of purchase is required to obtain warranty service.

LHLP, Inc. dealers, service centers, or retail stores selling this product do not have the right to alter modify or in anyway change the terms and conditions of this warranty.

This warranty does not apply to the finish on the product. This warranty does not cover normal wear and tear of parts or damage resulting from any of the following: negligent use or misuse of the product, use contrary to the operating instructions, disassembly, repair or alteration by anyone other than LHLP, Inc. Or an authorized service center, improper installation, or exposure to extremes of heat or humidity. Further, the warranty does not cover Acts of God, such as fire, flood, earthquakes, hurricanes and tornadoes.

LHLP, Inc. shall not be liable for any incidental or consequential damages caused by the breach of any express or implied warranty or otherwise relating to the sale of this product. LHLP, Inc. is also not responsible for : costs associated with removing or installing the product; damage or loss of the contents of the product; nor for the unauthorized removal of the contents; or damages incurred during shipment.

THE ABOVE WARRANTY IS IN LIEU OF ALL OTHER WARRANTIES, EXPRESS OR IMPLIED, INCLUDING ANY WARRANTIES OF MERCHANTABILITY OF FITNESS FOR A PARTICULAR PURPOSE, AND LHLP, INC. DISCLAIMS ANY AND ALL OTHER COVENANTS AND WARRANTIES.

Except to the extent prohibited by applicable law, and implied warranty of merchantability or fitness for a particular purpose is limited in duration to the duration of the above warranty period. Some states, provinces or jurisdictions do not allow the exclusion or limitation of incidental or consequential damages or limitations on how long an implied warranty, lasts, so the above limitations or exclusion may not apply to you. This warranty gives you specific legal rights, and you may also have other rights that vary from state to state, or province to province, or jurisdiction to jurisdiction.



Manufactured by
LH Licensed Products, Inc.
860 East Sandhill Avenue
Carson, CA 90746

The Honeywell Trademark is used under license from Honeywell International Inc. Honeywell International Inc. makes no representations or warranties with respect to this product.