


**JS**  
2021



PERFORMER SERIES







# MONSTA 2020

The rocker has been tweaked to provide a more generous sweet spot, which easily generates speed, allows you to control big turns, and balances release out of the lip. Compared to the Monsta 8, the nose has a touch more curve in the last few inches to prevent catching in critical parts of the wave. The same magic tail rocker remains to fit into the conditions our Monsta 2020 is designed to thrive in – almost any conditions from chest high to double overhead plus.

Single concave under front foot runs into a double concave through the fins to give you extra lift yet maintain control in powerful surf, while a clean outline flows into a slight hip that allows for responsive direction changes. Overall, the Monsta 2020 prompts intuitive & fast surfing. It's a huge milestone for us, and now, it's ready for the rest of the world to enjoy anywhere, anytime. The best always find a way to get better.

SIZE.	WIDTH.	THICKNESS.	VOLUME.
5'6	18 1/8	2 1/8	22.4
5'8	18 1/4	2 3/16	23.9
5'9	18 3/8	2 1/4	25.0
5'10	18 1/2	2 1/4	25.5
5'10	18 5/8	2 5/16	26.5
5'11	18 1/2	2 1/4	26.0
5'11	18 5/8	2 5/16	26.9
5'11	18 3/4	2 3/8	27.8
6'	18 3/4	2 5/16	27.5
6'	18 7/8	2 3/8	28.5
6'	19	2 7/16	29.5
6'1	18 7/8	2 3/8	28.9
6'1	19	2 7/16	29.9
6'1	19 1/8	2 1/2	31.0
6'2	19	2 3/8	29.4
6'2	19 1/8	2 7/16	30.5
6'2	19 1/4	2 1/2	31.6
6'3	19 1/8	2 7/16	30.9
6'3	19 1/4	2 1/2	32.0
6'3	19 1/2	2 9/16	33.3
6'4	19 1/4	2 1/2	32.5
6'4	19 1/2	2 9/16	33.8
6'4	19 3/4	2 5/8	35.0
6'5	19 3/4	2 5/8	35.6
6'6	19 7/8	2 11/16	37.2
6'8	20	2 3/4	39.4
6'10	20 1/4	2 7/8	42.7

## EASY RIDER DIMENSIONS

5'8	19	2 3/8	26.9
5'9	19 1/4	2 7/16	28.4
5'10	19 1/2	2 1/2	30.0
5'11	19 3/4	2 9/16	31.7
6'	19 7/8	2 5/8	33.0
6'1	20	2 11/16	34.7
6'2	20 1/4	2 3/4	36.4
6'3	20 1/2	2 13/16	38.2
6'4	20 3/4	2 7/8	40.1
6'6	21	3	43.4



PE CARBON FUSION




# FEATURES



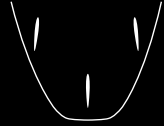
ALL WAVE  
TYPES 3-8FT



MEDIUM  
ROCKER

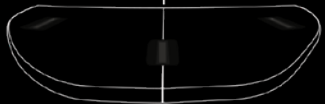


MEDIUM  
RAIL

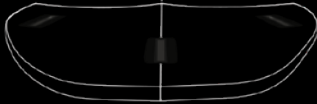


FIN TYPE  
3

# CONCAVE




SINGLE CONCAVE



DOUBLE CONCAVE

# ROCKER



MEDIUM

MEDIUM



HYFI TECHNOLOGY





X - S E R I E S





# RAGING BULL

Over the last year, Occy's fallen back in love with surfing all over again. He's in the water more, working on boards constantly with JS, and revisiting all of his old favourites to combine the best of the last decade with our next golden era... Right now.

The Raging Bull is an incredibly forgiving, versatile travel board that will be your go-to for better days at home and any time you're lucky enough to be away chasing proper waves. It has all of the elements Occ wanted to make performance surfing easy. User-friendly, but with the ability to handle heavier conditions and powerful surfers. Compared with our other models built for quality surf, there's a lot of differences here. A fuller nose with the wide point and extra thickness pushed forward combine with a flatter entry rocker to make it paddle fast and get into waves early, and then while surfing, generate and hold all of that extra speed.

A pulled-in tail gives you control for turns and barrels in more critical conditions, while a touch more curve in the exit rocker adds manoeuvrability and release out of the lip. Moderate single concave starts under front foot, moving to double just before the fins to provide lift and more intuitive rail-to-rail transitions. Then finally, there's Occ's favourite part – as he calls it, the "Raging Bull thickness". Essentially, this refers to JS maintaining a strategically generous distribution of volume throughout the board that goes hand in hand with thicker stock dimensions. This is the key to more paddle power, gliding over flat sections, and to again quote Occ, "lets you leave it on rail forever."

The Raging Bull makes your best surfing easy from home to hard core surf trips, and it's an easy decision to make if you're only going to have one go-to board with you. As we saw from Occy at Bells, that's all it takes to make the fire burn brighter than ever. The Raging Bull is back.

SIZE.	WIDTH.	THICKNESS.	VOLUME.
5'6	18 1/2	2 1/4	23.9
5'7	18 5/8	2 5/16	25.1
5'8	18 3/4	2 3/8	26.4
5'9	19	2 7/16	28.1
5'10	19 1/4	2 1/2	29.7
5'11	19 1/2	2 9/16	31.3
6'0	19 5/8	2 5/8	32.7
6'1	19 3/4	2 11/16	34.2
6'2	19 7/8	2 3/4	35.6
6'3	20	2 13/16	37.2
6'4	20 1/8	2 7/8	39.0
6'5	20 1/4	2 15/16	40.6
6'6	20 1/2	3	42.3
6'8	20 3/4	3 1/8	45.7
6'10	21	3 1/4	49.5
7'0	21 1/4	3 1/4	51.3



PE CARBON FUSION



# FEATURES



ALL WAVE  
TYPES 2-8FT+



MEDIUM  
ROCKER

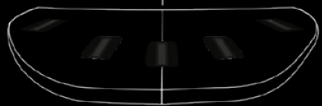


MEDIUM  
RAIL

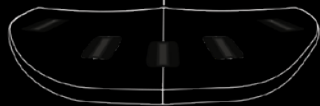


FIN TYPE  
5

# CONCAVE




SINGLE CONCAVE



DOUBLE CONCAVE

# ROCKER



HYFI TECHNOLOGY



# MONSTA BOX 2020

The Monsta Box 2020 has more rocker and a narrower outline than the Blak Box 3, while it's fuller and flatter than the Monsta 2020. This gives it well blended curves to hide foam where you need it, without getting in the way of performing at a high level. A smooth single to double concave with a touch more depth creates lift in sub-par conditions, but allows you to remain in control when the waves turn on.

It's the step down our Traktor Team use when the conditions don't quite call for a Monsta. It's the go-to when our friends who are lucky enough to surf every day want a performance board for smaller waves or less than pro abilities. And for the places and seasons that don't get a lot of quality waves, it's a forgiving option that will help you surf your best regardless of average conditions. The Monsta Box 2020 is our most popular hybrid, and now it's better than ever.

SIZE.	WIDTH.	THICKNESS.	VOLUME.
5'6	18 1/2	2 1/8	23.1
5'6	18 1/2	2 3/16	23.8
5'7	18 5/8	2 3/16	24.3
5'7	18 5/8	2 1/4	24.9
5'8	18 3/4	2 1/4	25.6
5'8	18 3/4	2 5/16	26.3
5'9	19	2 5/16	27.0
5'9	19	2 3/8	27.8
5'10	19 1/4	2 3/8	28.6
5'10	19 1/4	2 7/16	29.5
5'11	19 1/2	2 7/16	30.2
5'11	19 1/2	2 1/2	31.0
6'0	19 3/4	2 1/2	32.0
6'0	19 3/4	2 9/16	32.7
6'1	20	2 9/16	33.6
6'1	20	2 5/8	34.5
6'2	20 1/4	2 5/8	35.4
6'2	20 1/4	2 11/16	36.1
6'3	20 1/2	2 11/16	37.1
6'3	20 1/2	2 3/4	38.0
6'4	20 3/4	2 3/4	39.0
6'4	20 3/4	2 13/16	39.6
6'6	21 1/4	2 3/4	40.9
6'6	21 1/4	2 7/8	42.3
6'8	21 3/4	2 7/8	44.4
6'10	22	3	47.6

## EASY RIDER DIMENSIONS

5'8	19 1/4	2 7/16	28.4
5'9	19 1/2	2 1/2	30.0
5'10	19 3/4	2 9/16	31.5
5'11	19 7/8	2 5/8	33.1
6'	20	2 11/16	34.6
6'1	20 1/4	2 3/4	36.3
6'2	20 1/2	2 13/16	38.4
6'3	20 3/4	2 7/8	40.2
6'4	20 7/8	3	42.4
6'6	21 1/2	3 1/16	45.7



PE CARBON FUSION



# FEATURES



ALL WAVE  
TYPES 2-6FT



MEDIUM LOW  
ROCKER

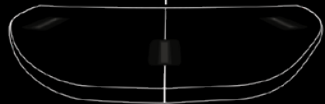


MEDIUM FULL  
RAIL

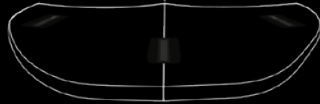


FIN TYPE  
3

# CONCAVE



SINGLE CONCAVE



DOUBLE CONCAVE

# ROCKER



HYFI TECHNOLOGY

# BLAK BOX III

The success of our Monsta Box and Air 17X at the refined end of the X Series prompted JS to re-design our Blak Box to be even more suited to weak waves and surfers who don't get their ideal choice of conditions day in, day out. It's user-friendly, and it's a must have to make the most of whatever window you have to get in the water each week.

Our Blak Box 3 is all about easy acceleration and glide, so to achieve this we've given it more planning area in the nose and extra foam under the chest. To control and play with all that speed, the wide point has also been moved forward, which creates a slightly straighter, pulled-in tail. This provides a smooth rock and roll from rail to rail, giving you extra drive and angles of attack to choose from anywhere on a wave. With slightly lower rails to complement its updated outline, we recommend riding the BB3 at 1/16" thicker than your last Blak Box.

SIZE.	WIDTH.	THICKNESS.	VOLUME.
5'4	18 1/2	2 1/8	22.5
5'5	18 3/4	2 1/8	23.4
5'6	19	2 3/16	24.6
5'7	19 1/4	2 1/4	26.1
5'7	19 1/4	2 5/16	26.8
5'8	19 1/2	2 5/16	27.6
5'8	19 1/2	2 3/8	28.4
5'9	19 5/8	2 3/8	29.0
5'9	19 5/8	2 7/16	29.9
5'10	19 3/4	2 7/16	30.5
5'10	19 3/4	2 1/2	31.3
5'11	20	2 1/2	32.1
5'11	20	2 9/16	33.0
6'0	20 1/4	2 9/16	33.8
6'0	20 1/4	2 5/8	34.6
6'1	20 1/2	2 5/8	35.5
6'1	20 1/2	2 11/16	36.5
6'2	20 3/4	2 11/16	37.3
6'2	20 3/4	2 3/4	38.3
6'3	21	2 3/4	39.3
6'3	21	2 13/16	40.0
6'4	21 1/4	2 13/16	41.1
6'4	21 1/4	2 7/8	42.1
6'5	21 1/2	2 7/8	43.2
6'6	21 7/8	2 15/16	45.3
6'8	22	3	47.4
6'10	22 1/4	3	49.0

## EASY RIDER DIMENSIONS

5'6	19 1/4	2 3/8	26.8
5'7	19 1/2	2 7/16	28.3
5'8	19 5/8	2 1/2	29.6
5'9	19 3/4	2 9/16	31.0
5'10	20	2 5/8	32.8
5'11	20 1/4	2 11/16	34.3
6'0	20 1/2	2 3/4	36.2
6'1	20 3/4	2 7/8	39.0
6'2	21	2 15/16	40.5
6'3	21 1/4	3	42.5
6'4	21 1/2	3 1/8	45.0



P E C A R B O N F U S I O N

# FEATURES



ALL WAVE  
TYPES 0-4FT



LOW  
ROCKER

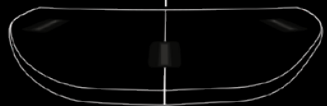


MEDIUM  
RAIL

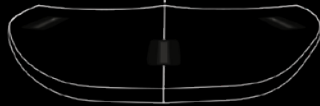


FIN TYPE  
5

# CONCAVE




SINGLE CONCAVE



DOUBLE CONCAVE

# ROCKER



HYFI TECHNOLOGY





# BULLSEYE

Occy's new step down, the Bullseye, accentuates all of the small wave features the Raging Bull already has in spades. Ridden 2-3 inches shorter and wider than its big brother, the Bullseye is built to keep you catching a lot of waves and flying down the line when other boards would be struggling.

You'll enjoy most of the same key design features as the Raging Bull throughout, with its wide point pushed forward and even more foam redistributed under your chest / front foot. Complemented by a flatter entry rocker, these elements work together to get you valuable paddle power and instant acceleration up to wave speed.

Unique to the Bullseye however is a slight vee in the nose, a forgiving addition that lifts the forward rails out of the water in steeper sections and helps to initiate turns with less effort – especially useful in weaker surf. This moves to a moderate single to double concave for extra lift and easy rail-to-rail transitions. Similar to the Raging Bull, the Bullseye's pulled-in tail and slight curve in the exit rocker lets you hit sections hard whenever possible.

The Bullseye has been fine tuned for Occ since he's retired (mostly) from competing, but not from surfing. It's versatile and user-friendly enough to be a daily motivation if you want to be in the water more than ever, keeping you sharp to surf your best, and then jump on a Raging Bull for pumping waves without missing a beat.

SIZE.	WIDTH.	THICKNESS.	VOLUME.
5'4	18 3/4	2 3/16	23.9
5'5	18 7/8	2 1/4	25.1
5'6	19	2 5/16	26.4
5'7	19 1/4	2 3/8	27.9
5'8	19 1/2	2 7/16	29.5
5'9	19 3/4	2 1/2	31.3
5'10	20	2 9/16	33.1
5'11	20 1/4	2 5/8	34.7
6'0	20 1/2	2 11/16	36.5
6'1	20 3/4	2 3/4	38.2
6'2	20 7/8	2 13/16	39.7
6'3	21	2 7/8	41.6
6'4	21 1/4	2 15/16	43.6
6'6	21 3/4	3	46.9
6'8	21 7/8	3 1/8	50.0
6'10	22	3 1/4	53.8



PE CARBON FUSION

# FEATURES



ALL WAVE  
TYPES 1-5FT



LOW  
ROCKER




MEDIUM  
RAIL



FIN TYPE  
5


# CONCAVE



VEE

DOUBLE CONCAVE

# ROCKER



FLAT

LOW



HYFI TECHNOLOGY



# BIG BARON PE

An instant classic, the Big Baron is inspired by the mid lengths that generations before us rode on the infamous Gold Coast points. This is paired with a more modern bottom contour and twin fin placement, then complemented by a neatly pulled in round tail for extra hold. Because on this board, you'll be burning speed and burying rail. A lot of it.

An overall flat rocker generates and holds momentum in even the weakest conditions, while vee throughout the board from nose to tail with added double concave through the fins helps it rock from rail to rail and retain its manoeuvrability. The plan shape holds a generous distribution of volume throughout, with relatively low rails allowing you to still turn at high speed.

The Big Baron excels in playful conditions from knee high to slightly overhead. And while short, sharp waves are not where its range of strengths are best used, it has the paddle power and ability to control speed that you'll love in quality, longer waves. On points, reefs, or beach breaks with stretched out banks, the Big Baron takes the pressure off and lets you enjoy the downtime between turns, tubes or the typical sections other boards can get stuck chasing. And as a bonus, riding the Big Baron will naturally smooth out your surfing and translate almost immediately to the shorter, more high-performance boards that most of us want to ride when conditions (and mood) align.

The Big Baron is designed to give a lot and only require a little in return. More time to set up and make adjustments, earlier and easier entry as you paddle in, and the ability to go further and stay out longer in whatever waves are on offer.

SIZE.	WIDTH.	THICKNESS.	VOLUME.
6'4	20	2 9/16	34.3
6'8	20 3/4	2 5/8	38.5
7'0	21	2 3/4	43.0
7'6	21 3/4	2 7/8	50.0



PE CARBON FUSION



## FEATURES



PE CARBON  
FUSION



ALL WAVE  
TYPES 0-6FT



FLAT  
ROCKER

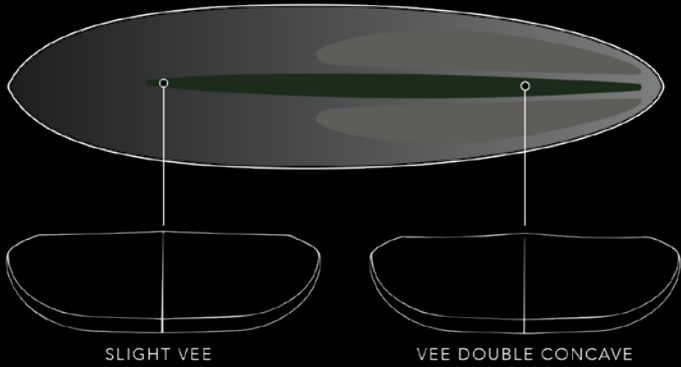


LOW RAIL




FIN TYPE  
2

## CONCAVE



## ROCKER





SUMMER SERIES







# BLACK BARON

After years of testing, this is the first twin fin ever released in the JS range, and we've timed it precisely to coincide with Parko's step away from the world tour, and straight towards everything that's just about the pure enjoyment of surfing. Immediately after announcing his retirement at JBay, Joel jumped onto this board to see one of his favourite breaks in the world with fresh eyes, and rode one wave the entire length of the point, grinning the whole way. He was hooked, and so were we.

By design, JS wanted our twin fin to be equal parts old school speed and new school flair. Foam in all the right places to float over soft sections and fly down the line, yet still allow you to lay it on rail or bust the fins even when you're going Mach 10. Parko's overwhelming standout from all of our R&D combined a flat rocker with vee throughout the board from nose to tail, with a balanced, maneuverable plan shape.

JS also tested the twin in a huge range of waves, from tiny beach breaks at home on the Gold Coast, to perfect overhead Cloudbreak. His favourite board? The exact same as Joel's, with the perfect blend of strengths to make the most versatile twin of 'em all, which is what we now call the Black Baron.

Whether you're surfing weak beachies or quality, down the line points and reefs, the Black Baron is a hybrid that allows you to take whatever approach you're interested in, from exploring new lines and just how fast you can go on a wave, to combining sharp rail turns with throwing the tail. Whatever way you go, it's all about maximum fun.

SIZE.	WIDTH.	THICKNESS.	VOLUME.
5'2	19 1/4	2 1/8	23.5
5'3	19 1/2	2 3/16	25.0
5'4	19 5/8	2 1/4	26.3
5'5	19 3/4	2 5/16	27.5
5'6	20	2 3/8	29.0
5'7	20 1/8	2 7/16	30.4
5'8	20 1/4	2 1/2	31.7
5'9	20 1/2	2 9/16	33.6
5'10	20 3/4	2 5/8	35.4
5'11	20 7/8	2 11/16	37.0
6'0	21	2 3/4	38.6
6'1	21 1/4	2 13/16	40.5
6'2	21 1/2	2 7/8	42.6
6'3	21 3/4	2 7/8	43.7
6'4	22	3	46.2



PE CARBON FUSION

# FEATURES



AVERAGE WAVES 0-4FT



FLAT ROCKER

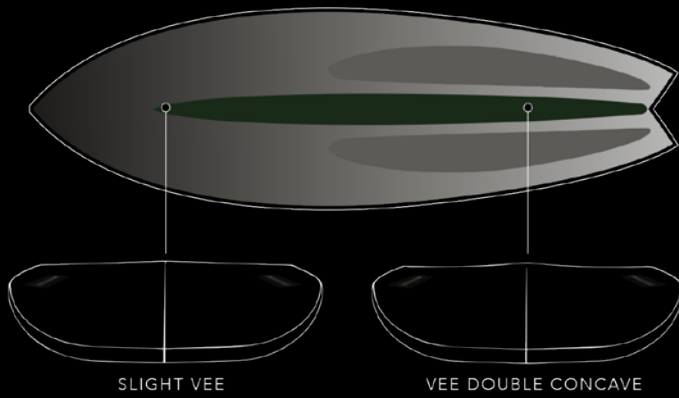


FLAT DECK LOW RAIL




FIN TYPE 2

# CONCAVE



# ROCKER



EPS CARBON FUSION

# RED BARON

Our Black Baron twin became a global favourite for mixing old school speed alongside new school flair, with enough versatility to let you ride it in weak beachies or quality, down the line points and reefs. Now we've created its little brother, the Red Baron, to take the same diverse approach, but add even more float and glide to really excel when other boards struggle.

Essentially, it's ridden shorter and wider than your Black Baron, with slightly extra width in the tail outline also providing more flow and easy speed generation. Vee is maintained in the bottom contour throughout, like the original Baron, although a touch more double concave in the Red Baron provides drive and helps you project down the line.

Ridden approximately 2 inches shorter than the Black Baron, another point of difference lies in the fins – we've designed the Red Baron to use a keel fin template, as the high area and depth delivers control and helps maintain incredible speed on rail. Classic keel fins offer maximum drive and hold, making sure you're able to get creative even at high speeds on a much shorter board.

SIZE.	WIDTH.	THICKNESS.	VOLUME.
5'0	19 7/8	2 1/8	23.6
5'1	20	2 3/16	25.0
5'2	20 1/8	2 1/4	26.2
5'3	20 1/2	2 5/16	28.3
5'4	20 3/4	2 3/8	29.9
5'5	20 7/8	2 7/16	31.3
5'6	21	2 1/2	32.9
5'7	21 1/8	2 9/16	34.0
5'8	21 1/4	2 5/8	35.5
5'9	21 1/2	2 5/8	36.6
5'10	21 3/4	2 11/16	38.5
5'11	21 7/8	2 3/4	39.6
6'	22	2 3/4	40.7



PE CARBON FUSION



# FEATURES



AVERAGE WAVES 0-4FT



FLAT ROCKER

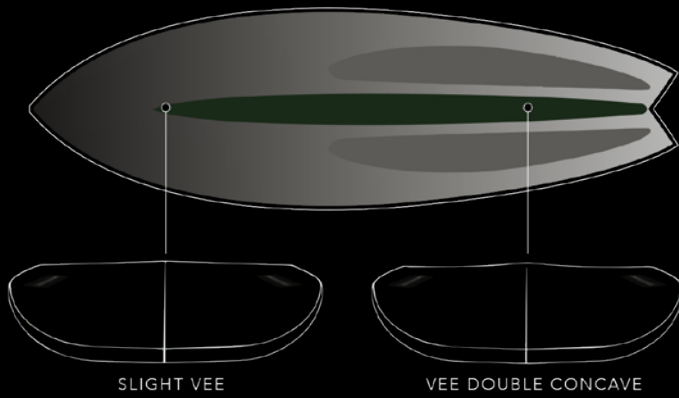


FLAT DECK LOW RAIL




FIN TYPE 2

# CONCAVE



# ROCKER



EPS CARBON FUSION

# FLAME FISH

The latest and greatest in our long line of super grovelers, the Flame Fish is designed for surfers who want to get the most out of even the weakest conditions. Whether you're dedicated, or just downright desperate for waves, the Flame Fish sits apart in your quiver to maximise speed and ability to throw down manoeuvres. It's not a jack of all trades, but the master of one – the small stuff.

A wide nose outline combined with a smooth, flat rocker gives you the extra paddle power and glide we all want in weak surf, complemented by a generous distribution of volume under the chest / front foot. A deeper single to double concave provides plenty of lift and easy rail-to-rail transitions, with full rails to reduce catch and increase speed through choppy or soft sections.

Ridden around the same length as your Flaming Pony or approximately 6 inches shorter than your Monsta Box all-rounder, and available exclusively in our EPS Carbon Fusion tech, the Flame Fish comes complete with its signature spray and unlimited speed to burn.

SIZE.	WIDTH.	THICKNESS.	VOLUME.
4'10	18 7/8	2 1/16	21.7
4'11	19 1/8	2 1/8	23.0
5'	19 1/2	2 3/16	24.7
5'1	19 3/4	2 1/4	26.0
5'2	19 7/8	2 5/16	27.0
5'3	20 1/8	2 5/16	28.3
5'4	20 1/2	2 3/8	30.0
5'5	20 3/4	2 7/16	31.5
5'6	21	2 1/2	33.2
5'7	21 1/4	2 9/16	35.0
5'8	21 1/2	2 5/8	36.5
5'9	21 3/4	2 5/8	37.7
5'10	21 7/8	2 11/16	39.3
6'	22	2 3/4	41.7



EPS CARBON FUSION



## FEATURES



FAT & CRUMBLY  
WAVES 0-3 FT



FLAT  
ROCKER

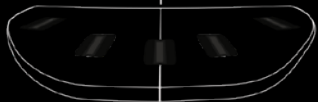


FULL  
RAIL

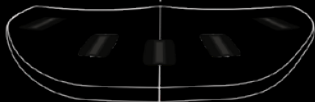


FIN TYPE  
5

## CONCAVE




SINGLE CONCAVE



DOUBLE CONCAVE

## ROCKER







YOUTH SERIES





# MONSTA 2020 YOUTH

The rocker has been tweaked to provide a more generous sweet spot, which easily generates speed, allows you to control big turns, and balances release out of the lip. Compared to the Monsta 8, the nose has a touch more curve in the last few inches to prevent catching in critical parts of the wave. The same magic tail rocker remains to fit into the conditions our Monsta 2020 is designed to thrive in – almost any conditions from chest high to double overhead plus.

Single concave under front foot runs into a double concave through the fins to give you extra lift yet maintain control in powerful surf, while a clean outline flows into a slight hip that allows for responsive direction changes. Overall, the Monsta 2020 prompts intuitive & fast surfing. It's a huge milestone for us, and now, it's ready for the rest of the world to enjoy anywhere, anytime. The best always find a way to get better.

SIZE.	WIDTH.	THICKNESS.	VOLUME.
4'10	16 3/4	2	16.9
5'0	17	2	17.8
5'1	17 1/8	2 1/16	18.7
5'2	17 1/4	2 1/16	19.1
5'2	17 3/4	2 1/16	19.7
5'3	17 1/2	2 1/8	20.5
5'3	18	2 1/8	21.1
5'4	17 3/4	2 1/8	21.1
5'4	18 1/4	2 1/8	21.7
5'5	17 7/8	2 1/8	21.7
5'5	18 3/8	2 1/8	22.2
5'6	18	2 1/8	22.2
5'6	18 1/2	2 3/16	23.2



PE CARBON FUSION



# FEATURES



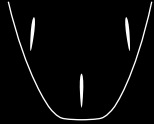
ALL WAVE  
TYPES 2-6FT



MEDIUM  
ROCKER

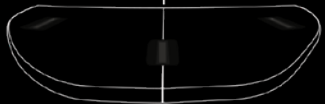


MEDIUM  
RAIL

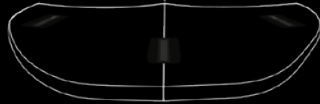


FIN TYPE  
3

# CONCAVE



SINGLE CONCAVE



DOUBLE CONCAVE

# ROCKER



MEDIUM

MEDIUM



EPS CARBON FUSION

# MONSTA BOX 2020 YOUTH

The Monsta Box 2020 has more rocker and a narrower outline than the Blak Box 3, while it's fuller and flatter than the Monsta 2020. This gives it well blended curves to hide foam where you need it, without getting in the way of performing at a high level. A smooth single to double concave with a touch more depth creates lift in sub-par conditions, but allows you to remain in control when the waves turn on.

It's the step down our Traktor Team use when the conditions don't quite call for a Monsta. It's the go-to when our friends who are lucky enough to surf every day want a performance board for smaller waves or less than pro abilities. And for the places and seasons that don't get a lot of quality waves, it's a forgiving option that will help you surf your best regardless of average conditions. The Monsta Box 2020 is our most popular hybrid, and now it's better than ever.

SIZE.	WIDTH.	THICKNESS.	VOLUME.
4'10	17 3/4	2	18.2
5'0	18	2 1/16	19.7
5'1	18 1/8	2 1/8	20.7
5'2	18 1/4	2 1/8	21.3
5'3	18 3/8	2 3/16	22.3
5'4	18 1/2	2 3/16	22.7
5'5	18 5/8	2 3/16	23.5
5'6	18 3/4	2 1/4	24.3



PE CARBON FUSION

# FEATURES



ALL WAVE  
TYPES 0-4FT



MEDIUM LOW  
ROCKER

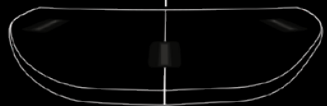


MEDIUM FULL  
RAIL

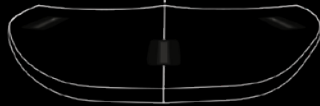


FIN TYPE  
3

# CONCAVE



SINGLE CONCAVE



DOUBLE CONCAVE

# ROCKER



MEDIUM

MEDIUM LOW



EPS CARBON FUSION





FOIL BOARDS





# BLACK EAGLE

We built our Black Eagle to be as stiff as possible, ensuring all of your energy is transferred directly to the foil without losing force due to board flex. 100% carbon construction combined with twin stringers serve this purpose perfectly, while also keeping the board super light for effortless lift out of the water.

The twin stringers also reinforce the entire board for added strength, particularly around the future boxes holding the foil in place. A scoop deck makes sure your feet are closer to the foil for quicker response, while beveled rails and deep double concave in the nose stops the board sticking to the water whenever it touches back down.

Additionally, this early double concave acts as two channels, helping you paddle straight, pop up and get to wave speed quickly.

Remember – when sizing your foil board, similar to regular surfing, riding shorter boards makes turning much easier. As you become more comfortable, all you need is enough volume to float you comfortably, but initially, a few more litres will help with paddle power and stability. Includes grip and cover.

SIZE.	WIDTH.	THICKNESS.	VOLUME.
4'4	19 1/4	2 1/4	26.1
4'6	19 1/2	2 3/8	28.2
4'8	19 3/4	2 1/2	31.3
4'10	20	2 5/8	34.2
5'0	20 3/4	2 3/4	38.4
5'2	21	2 7/8	42
5'4	21 1/2	3	45

## FEATURES



100% CARBON CONSTRUCTION



ALL WAVE TYPES 0-4FT



FLAT ROCKER

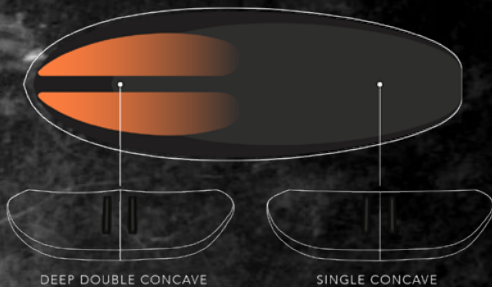


SCOOP DECK FULL RAIL



FUTURES BOXES

## CONCAVE



DEEP DOUBLE CONCAVE

SINGLE CONCAVE





# THE EAGLE

The Eagle has all of the same design features as its premium big brother, but with a different construction for those not requiring the same higher levels of rigidity. We've maximized our stringerless EPS technology to maintain stiffness and durability throughout, with high density foam reinforcements placed around the future plugs holding the foil in place.

A scoop deck makes sure your feet are closer to the foil for quicker response, while beveled rails and deep double concave in the nose stops the board sticking to the water whenever it touches back down. Additionally, this early double concave acts as two channels, helping you paddle straight, pop up and get to wave speed quickly.

Remember – when sizing your foil board, similar to regular surfing, riding shorter boards makes turning much easier. As you become more comfortable, all you need is enough volume to float you comfortably, but initially, a few more litres will help with paddle power and stability.

SIZE.	WIDTH.	THICKNESS.	VOLUME.
4'4	19 1/4	2 1/4	26.1
4'6	19 1/2	2 3/8	28.2
4'8	19 3/4	2 1/2	31.3
4'10	20	2 5/8	34.2
5'0	20 3/4	2 3/4	38.4
5'2	21	2 7/8	42
5'4	21 1/2	3	45

## FEATURES



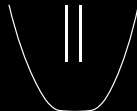
ALL WAVE TYPES 0-4FT



FLAT ROCKER



SCOOP DECK FULL RAIL

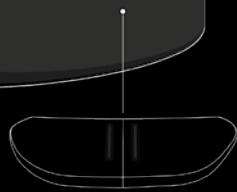


FUTURES BOXES

## CONCAVE



DEEP DOUBLE CONCAVE



SINGLE CONCAVE



SOFT BOARDS







# FLAME FISH


Soft boards are an incredibly fun addition to all surfer's quivers, but even more essential for some. They allow kids and beginners to paddle (or be pushed) into waves without any fear of dinging themselves or the board. And for experienced surfers, they're the perfect way to get in the water and have a good time no matter what, without any expectations.

We want to make it easy for parents to help their children fall in love with surfing on a soft board, then go and sneak a few waves in themselves, even while using the same board. It's the best of both worlds, and every reason you could ever need a foamie, all in one.

To build the best soft boards possible, we've kept it simple. Proven JS small wave shapes that you can actually maneuver, built to maximize durability and safety. It starts with the same top-quality materials and construction processes we use in our world-renowned JS range, and is finished with a soft 3mm PE shell all over, plus a slick bottom.

An EPS core is covered in 2x layers of 4-ounce glass on the deck and 1x layer of 4-ounce glass on the bottom. This maintains long lasting strength and the right weight to keep momentum when you're surfing. A carbon T-Stringer (see diagram) provides extra stiffness and strength, with a more controlled flex that feels even better when flying down the line. The Flame Fish soft board also comes with a built in tail kick for extra support.

SIZE.	WIDTH.	THICKNESS.	VOLUME.
5'2	19 7/8	2 5/16	28.0
5'4	20 1/2	2 3/8	31.1
5'6	21	2 1/2	34.5
5'8	21 1/2	2 5/8	38.0



WHITE

## FEATURES



FAT & CRUMBLY  
WAVES 0-3 FT



FLAT  
ROCKER

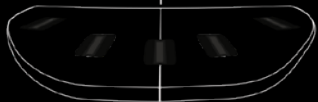


FULL  
RAIL

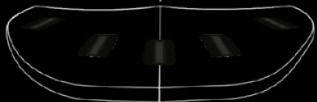


FIN TYPE  
3

## CONCAVE




SINGLE CONCAVE



DOUBLE CONCAVE

## ROCKER



GRAY

# BIG BARON

Soft boards are an incredibly fun addition to all surfer's quivers, but even more essential for some. They allow kids and beginners to paddle (or be pushed) into waves without any fear of dinging themselves or the board. And for experienced surfers, they're the perfect way to get in the water and have a good time no matter what, without any expectations.

We want to make it easy for parents to help their children fall in love with surfing on a soft board, then go and sneak a few waves in themselves, even while using the same board. It's the best of both worlds, and every reason you could ever need a foamie, all in one.

To build the best soft boards possible, we've kept it simple. Proven JS small wave shapes that you can actually maneuver, built to maximize durability and safety. It starts with the same top-quality materials and construction processes we use in our world-renowned JS range, and is finished with a soft 3mm PE shell all over, plus a slick bottom.

An EPS core is covered in 2x layers of 4-ounce glass on the deck and 1x layer of 4-ounce glass on the bottom. This maintains long lasting strength and the right weight to keep momentum when you're surfing. A carbon T-Stringer (see diagram) provides extra stiffness and strength, with a more controlled flex that feels even better when flying down the line. The Big Baron soft board comes without the tail kick built in.

SIZE.	WIDTH.	THICKNESS.	VOLUME.
6'0	19 1/2	2 7/16	31.5
6'4	20	2 9/16	35.8
6'8	20 3/4	2 5/8	40.2
7'0	21	2 3/4	45.0
7'6	21 3/4	2 7/8	52.3





# FEATURES



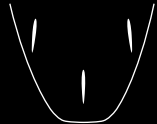
FAT & CRUMBLY WAVES 0-3 FT



FLAT ROCKER

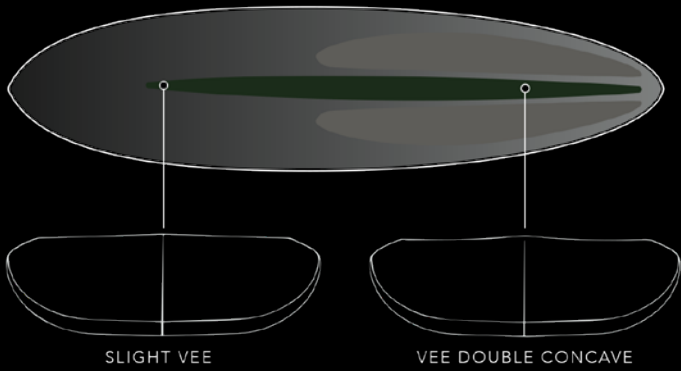


FULL RAIL




FIN TYPE 3

# CONCAVE



# ROCKER



GRAY



WWW.JSINDUSTRIES.COM

*Freedom*  
BOARDSPORTS.com