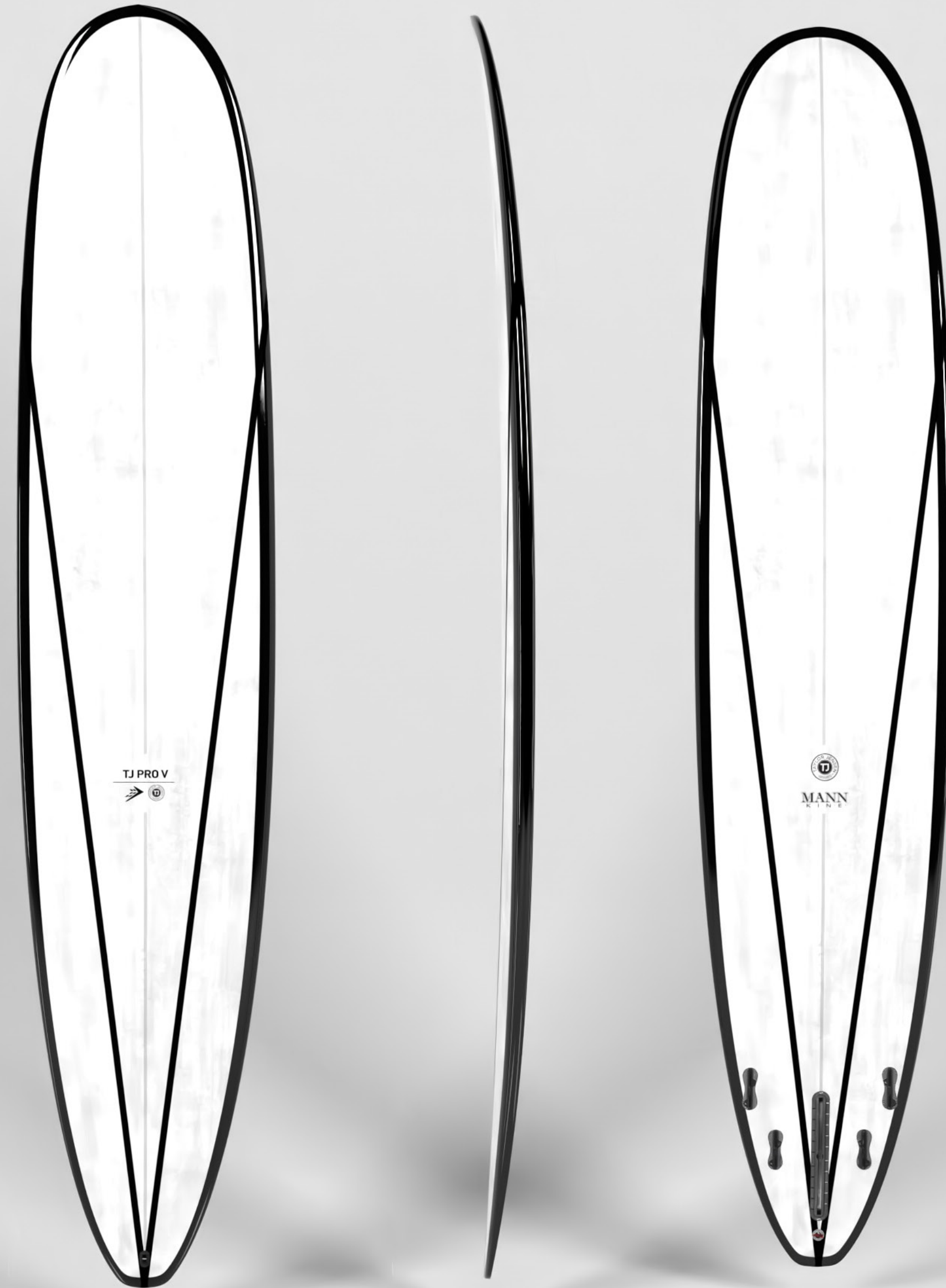


MANN
• K • I • N • E •

For well over a decade, 3-time world champ Taylor Jensen has turned to the TJ Pro for most of his free surfs and almost all of his heats, so when we set out to improve that board we knew we had to come up with something pretty special.

Taylor and I have been working closely over the last couple of years to make this board perfectly fit the evolution of his surfing.

The outline has a very clean and visually appealing curve that lends itself to walking the board and tip riding. The bottom contour is a scoop concave in the nose that flows through the body of the board and splits into a V through the fins and out the tail. This concept directly addresses things we've learned about projecting speed while keeping tight radius turns in mind. Another significant addition to the TJ Pro V is the addition of a 4 fin option. I personally prefer riding most boards, including longboards, as quads and Taylor agrees that there are times in his surfing that make having the option of a quad extremely valuable.



COLOR | BLK

TJ PRO V

MANNKINE

LENGTH	WIDTH	THICKNESS	VOLUME
9'0"	22 1/8"	2 5/8"	60.0L

FINS SETUP
4 + 1 Fin System



RED

Dann Mann: “Despite his preference for high performance longboarding, Taylor is an accomplished noserider so he wanted his Firewire models to include a design more suited to traditional longboarding. I’ve personally always enjoyed the stylish nature of the ‘old school’ and in particular, riding an original Phil Edwards board that my dad has”.

Dan continued, “After a ton of input from Taylor combined with my own experience, we developed The Special T. The rails have a soft 50/50 curve, along with a scoop nose concave and extra tail flip. We also relaxed the nose entry rocker to enhance tip riding, allowing riders maximum glide and trim with ease.



COLOR | DRD

SPECIAL T

MANNKINE



LENGTH	WIDTH	THICKNESS	VOLUME
8'0"	22"	2 3/4"	56.5L
8'6"	22 1/2"	2 7/8"	65.5L
9'0"	22 3/4"	3"	73.4L
9'3"	22 3/4"	3"	73.6L
9'6"	23"	3"	78.1L
9'9"	23 1/4"	3 1/4"	86.1L



9'0"	22 3/4"	3"	73.4L
9'6"	23"	3"	78.1L

FINS SETUP

Single Fin Setup



PW

The Gem is a collaboration between Dan Mann and 2X World Longboard Champion Taylor Jensen.

Earlier this year Taylor asked Dan to consider a 'one board in the trunk' option for long boarders who want both trim and turns; he was essentially asking Dan for a design that would land somewhere between his TJPro and his TJEveryday.

Dan's response was an intriguing intersection of shortboard style concaves with a longboard style outline and the same fin placements that Taylor likes in all his boards.

He and Taylor decided to call this model The Gem because of how valuable it is - a one board quiver for 9 foot plus board riders that can trim on the nose as easily as it can carve on rail.

The diamond tail isn't a coincidence. It's a Gem.



COLOR | CCL

THE GEM

MANNKINE



LENGTH	WIDTH	THICKNESS	VOLUME
8'3"	21 3/4"	2 3/4"	54.6L
8'8"	22"	2 7/8"	60.7L
9'1"	22 1/4"	3"	67.1L
9'5"	22 1/2"	3"	70.3L
9'8"	22 3/4"	3 1/4"	79.3L



8'8"	22"	2 7/8"	60.7L
9'1"	22 1/4"	3"	67.1L
9'5"	22 1/2"	3"	70.3L

FINS SETUP

2 + 1 Fin System (8'3" - 9'5")
Single Fin System (9'8")




YEL



PW

Taylor and Dan Mann developed the TJPro with slightly more aggressive bottom contours and a touch more kick in the tail than the stock 900R. The TJP will go vertical while still maximizing the fun of cruising on a longer board.

Now available in Thunderbolt Technology as well as TimberTEK.



COLOR | CCL

TJ PRO

MANNKINE

LENGTH	WIDTH	THICKNESS	VOLUME
9'0"	22 1/8"	2 5/8"	60.0L

FINS SETUP
2 + 1 Fin System



XBK



PW



The Apex takes all our knowledge of traditional and performance longboarding and rolls it into one beautiful package. When we designed this board we were out to make the most versatile classic longboard of all time.

A board that's incredibly easy to ride for a novice but also a board that Cj can push him on for many years to come. Concave in the nose for incredible noseride lift, hip in the back like a classic "involvement" log for pivot and whip but with a lower performance style rail and a modern edge in the tail for speed and control. A homage to the past with modern touches. The "Apex" of Classic longboard design.



COLOR | TAN

APEX

CJ NELSON

LENGTH	WIDTH	THICKNESS	VOLUME
9'1"	23 1/2"	3 1/4"	78.6L
9'6"	23 1/4"	3 8/25"	86.0L
9'11"	24"	3 3/8"	90.9L

FINS SETUP

Single Fin System



SAG

SUN
SPECIAL ORDER

The PARALLAX is a speed shape performance longboard. If turning is your thing you'll be hard pressed to find a better maneuvering longboard anywhere.


Incredibly easy to ride for anyone at any level but amazing for a long boarder who's looking to tighten up his act or someone who is new to mid-lengths and needs a sure thing. Definitely one to never leave at home.

8'3" Parallax (Stubbie)

The 8'3" Parallax is a full classic Californian "Stubbie". Wide outline with a rolled entry on the bottom and flat edgy tail lets this mid-length catch waves with ease and keep its speed though flat spots. When we designed the prototype, we wanted to take what we already had in our original larger lineup but make it a little speedier and smaller to fit it into tighter spots than a longboard likes to go.



8'3" OUTLINE



COLOR | SKY
SPECIAL ORDER

PARALLAX

CJ NELSON

LENGTH	WIDTH	THICKNESS	VOLUME
8'3"	23 1/2"	3 1/4"	69.2L
9'3"	23 1/2"	3 3/16"	78.8L
9'6"	23 3/4"	3 1/4"	81.4L
9'9"	24"	3 5/16"	85.7L

FINS SETUP

Single Fin System




SAG

TAN

This board is a workhorse for the traditional longboarder. A “Classic” California inspired template, designed by CJ and Ryan, to be extremely neutral in its intention.

Very fast and loose off the tail and stable on the nose. The Classic has a very even rocker profile with a slight step deck and tail which allows this board to flow and maneuver with ease while remaining a versatile nose rider. Absolutely no hang ups anywhere. A dynamic rolled bottom in the nose blending to a modern down rail in the tail allows you to push through and drive out of your bottom turns and carry speed through your cutbacks.

The Classic is a traditional longboard with modern touches that makes this one of the easiest longboards to connect with. 100% control and responsiveness at all times. A perfect longboard to take anywhere and ride with confidence. This is a favorite of the whole team.



COLOR | SAG

NEO CLASSIC

CJ NELSON

LENGTH	WIDTH	THICKNESS	VOLUME
9'5"	23 1/2"	3 5/16"	76.1L
10'0"	24"	3 1/4"	84.4L

FINS SETUP
Single Fin System



TAN

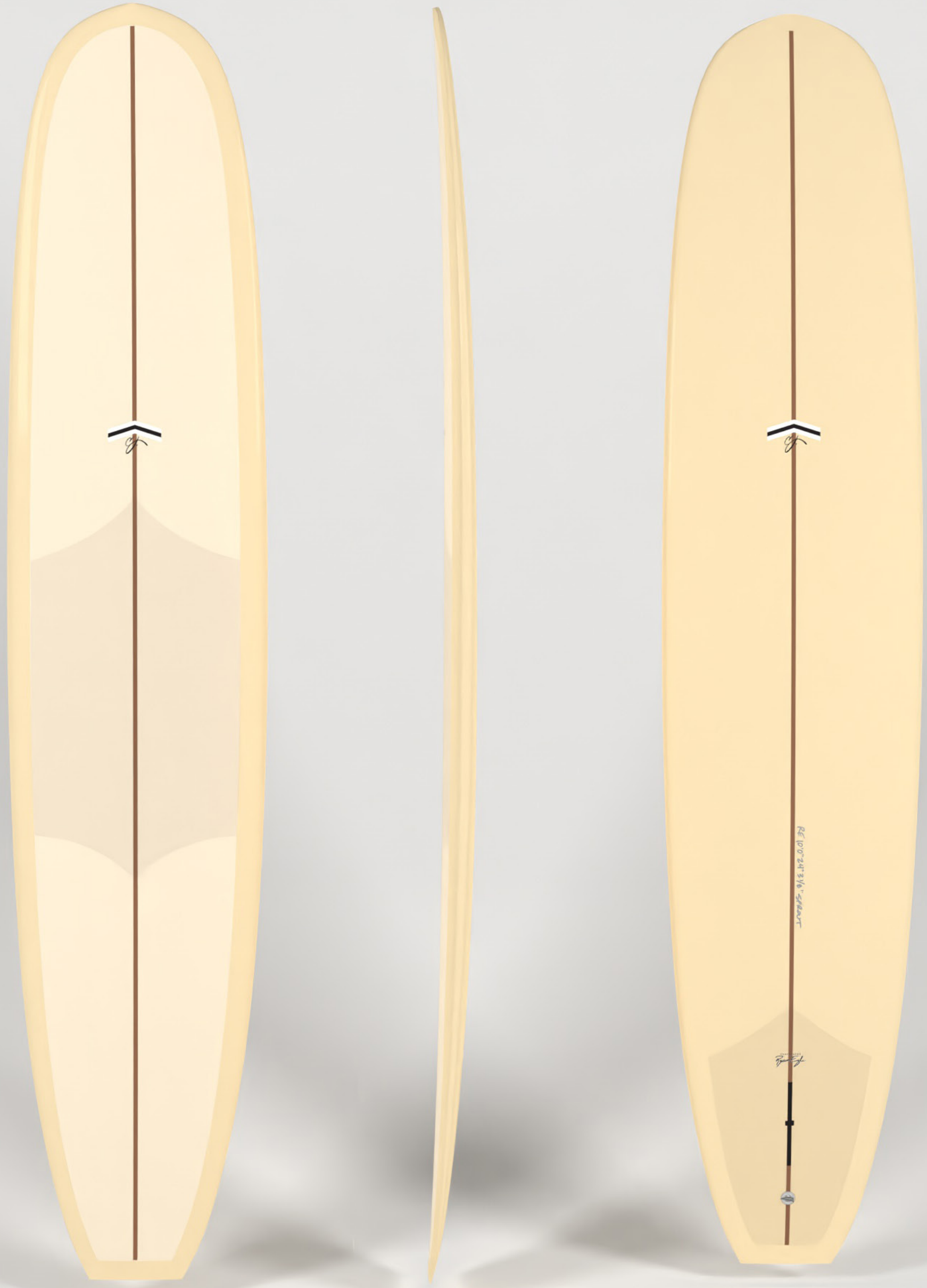
TRQ
SPECIAL ORDER

SPROUT

CJ NELSON

The SPROUT is the ultimate performance noserider.

Period!



COLOR | TAN

LENGTH	WIDTH	THICKNESS	VOLUME
9'2"	23"	3"	74.5L
9'6"	23 1/2"	3"	78.0L
10'0"	24"	3 1/8"	87.0L

FINS SETUP
Single Fin System



SAG

AMB
SPECIAL ORDER

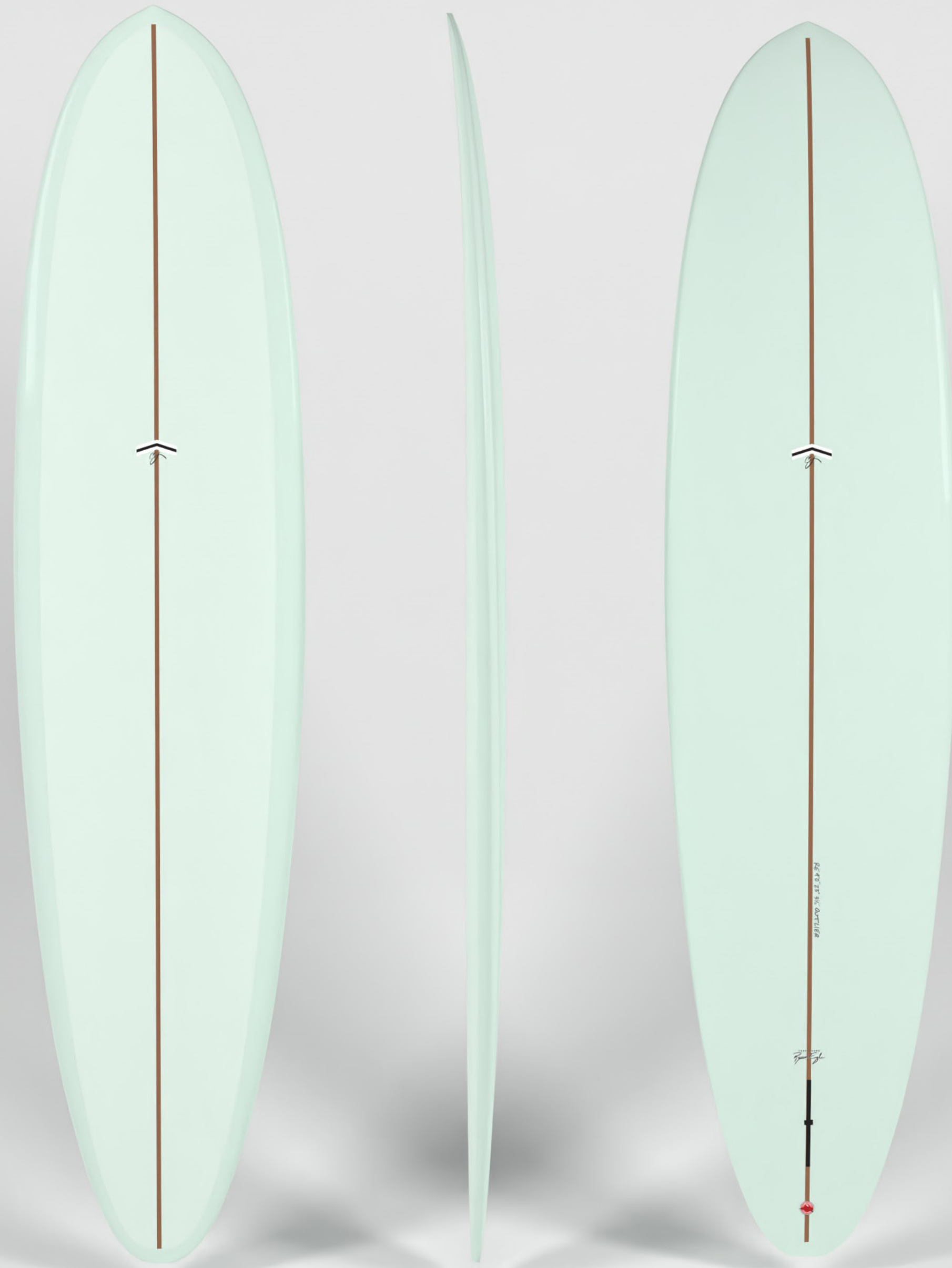
One of the most functional designs of the “shortboard revolution” re-worked by CJ and Ryan. A true speed hull that puts feel and rider enjoyment first, this board is a life changer. Digging into the history books, referencing MP, Nat and all of the transition era sliders we picked up where they left off and applied our modern knowledge to make this functional beauty. If you’re looking to size down from your longboard or looking for a one board quiver to travel the world with, there’s not a better surfboard to fulfill your needs.

7’0” Outlier (NEW SIZE)

The 7’ Outlier is the smaller, looser little brother of the original range. When I came up with this concept I was going for a small mid-length that would excel in smaller waves. I pulled out the tail and overall width a bit to give it some added skate for dealing with slow sections. The added curve also lets it fit into tighter spots on the wave face really letting it shine when the surf is undesirable - almost operating like a “groveler” or fish. We also added some side bites to stabilize it and give it a little more drive. Mega fast and looser than ever the 7’ Outlier rides like a dream.



7’0” OUTLINE



COLOR | SAG

OUTLIER

CJ NELSON

LENGTH	WIDTH	THICKNESS	VOLUME
7’0”	23”	3 1/8”	57.0L
7’6”	22 1/4”	2 7/8”	51.7L
8’0”	22 1/2”	3 1/8”	59.7L
9’0”	23”	3 3/16”	70.0L

FINS SETUP

2+1 Fin System (7’0”)
Single Fin System (7’6” - 9’0”)



TAN

SUN
SPECIAL ORDER

The HAVEN has some dramatic concave in the wide nose, and some aggressive edge in the tail which resulted in a user-friendly board that tip rides with the best of them and slices turns on a dime.



HAVEN

CJ NELSON

LENGTH	WIDTH	THICKNESS	VOLUME
9'1"	22 1/2"	3"	69.0L
9'4"	23"	3 1/8"	73.0L
9'11"	23 3/4"	3 1/4"	84.0L

FINS SETUP

2 + 1 Fin System (9'1" & 9'4")
Single Fin System (9'11")



HI

+

TOLHURST
SURFBOARDS

The Mid 6 range has been designed to give maximum mid-length performance in all wave types. The fine round pin tail, curvy plan shape, smooth rocker, with a bit of nose flip, comfortably fits the wave face even when deep in the pocket.

The thruster or quad fin setup works with six mild channels for a positive feel, even in the suckiest waves.

High nose rails through to mid tucked and low hard in the tail foiled from the centre for a nice balance of drive through sections while maintaining hold through tight turning arcs. While the Mid 6 fires in everyday surf, it is tuned enough to handle serious surf comfortably.



COLOR | WHT

MID 6

HARLEY INGLEBY

LENGTH	WIDTH	THICKNESS	VOLUME
7'0"	20 1/2"	2 5/8"	40.3L
7'6"	21"	2 3/4"	47.9L
7'10"	21 1/4"	2 3/4"	50.6L

FINS SETUP
5 Fin System



WHB

When I started out designing the MOE mid-length range I wanted to have an easy stable ride with good paddling and support.

The bottom is pretty flat with a double concave in the turning zone. This is a really good combination for carving turn to turn in wide tail boards. The rails are not too thick, for sensitivity, and they transition from neutral round forward through round tucked edge to the fin area and low hard behind the fins. The rails are foiled from forward of centre toward the tail for drive through turns and good travel around white water sections. The rocker is straighter through the tail for extended drive through turns and to assist with carry across flatter sections.

The 7'2 & 7'4 have a thruster/quad setup while the 8'0 utilises a 10" rear box so 2+1 fin sets can be used if preferred as well as having the quad option. Harleys fin choice is his FCS II XL quad or thruster set.



COLOR | WHT

MOE

HARLEY INGLEBY

LENGTH	WIDTH	THICKNESS	VOLUME
7'2"	22"	2 13/16"	49.4L
7'4"	22 1/2"	2 7/8"	52.9L
8'0"	22 5/8"	3 1/16"	61.2L

FINS SETUP

5 Fin System



GRN

BLU

This is the performance longboard that Harley Ingleby won his second ASP World Title on in 2014. It is an upgrade of the board which he won his first World Title on. In 2009.

The HIHP is a true high performance longboard with a continuous curve rocker that enables direction adjustments along its entire length. The HIHP is designed flat under the nose for superior planing tight in the curl without trim lock or speed loss. A very light convex bottom through the middle helps keep the rails free for quick rail-to-rail transitions. The double concave spiral V with a flat tail area allows powerful turning in all surf conditions.

While normally ridden as a 2+1 or thruster, quad plugs have been added for improved handling in bigger surf if longer turns at speed are desired.



COLOR | BLK

HIHP

HARLEY INGLEBY

LENGTH	WIDTH	THICKNESS	VOLUME
9'1"	21 7/8"	2 13/16"	61.4L

FINS SETUP
4 + 1 Fin System



WHT

The HI 4 is Harley's go to performance longboard for everyday surf conditions.

This board is wider all round than the HIHP and has more plan shape curve making it incredibly loose while still maintaining the HIHP drive. The HI 4 uses the same HP Harley Performer rocker as the HIHP with added flip in the last 6" of nose to keep the tip out of the way during vertical manoeuvres.

While this is a performance orientated surfboard, the added nose width combined with a light long teardrop concave set behind the flip make the HI 4 very comfortable for noseriding as well.



COLOR | BLK

HI4

HARLEY INGLEBY

LENGTH	WIDTH	THICKNESS	VOLUME
9'1"	22 9/16"	2 3/4"	64.5L
9'3"	23"	2 7/8"	70.0L

FINS SETUP
4 + 1 Fin System



WHT

The Diamond Drive has a three stage rocker for controlled trimming and turning in everything from overhead open faces to knee high runners.

An easy paddler that loves to be ridden on the nose. It's a trim machine that can carve a decent turn.

The nose area has a light blended concave within a slightly convex bottom which transitions into a spiral V with double concave then flat behind the fins. Fin setup in the Diamond Drive is mainly 2+1 with thruster or quad options if you want.

The Diamond Drive is the perfect small wave performance board to compliment the HIHP.



COLOR | WHT

DIAMOND DRIVE

HARLEY INGLEBY

LENGTH	WIDTH	THICKNESS	VOLUME
9'2"	22 1/2"	3"	69.0L
9'4"	23"	3 1/16"	76.0L

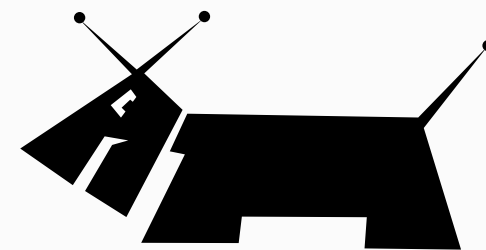
FINS SETUP
4 + 1 Fin System



MAR

SKINDOG

SURFBOARDS



EST.2008

An easy board to ride for all abilities in all conditions, perfect for anyone stepping up from a shortboard or stepping down from a longboard, this is your answer!

Wide point forwards for your paddling needs, with flowing curves into a round tail. Relaxed rocker with a very unique foil, packing lots of volume with a low performance rail.

Soft 50/50 rails flowing into a sharp tucked edge through the tail. All designed to make this board easy to paddle, fast and smooth whilst trimming with an amazing response when on your rail.

The Hull entry and 50/50 rails give the board the ability to easily make turns you didn't think you could make!

Flow, glide, down the line speed and maybe most importantly the ability to get it turning from the middle of the board.



COLOR | SIL

THE OVA

SKINDOG

LENGTH	WIDTH	THICKNESS	VOLUME
7'0"	22"	2 7/8"	47.0L
7'6"	22 1/4"	3"	53.0L
8'0"	22 3/4"	3 1/8"	60.0L

FINS SETUP

4+1 Fin System



BLU

TAN

CHERRY PICKER

SKINDOG

A Traditional single fin longboard with a very different tail design to create lift on the nose with response and drive off the tail.

The outline lends itself to traditional longboard designs, wider in the tail, wide in the middle with a slightly more pulled in nose.,

With a combination of traditional aspects and new school design we have created a “modern Noserider” that will Hold and Lift whilst tight in the pocket Nose riding, creating a feeling like no other.



LENGTH	WIDTH	THICKNESS	VOLUME
9'6"	23 1/2"	2 13/16"	75.0L
9'6"	23 1/2"	3"	79.0L - Special Order
9'6"	23 1/2"	3 3/16"	84.0L - Special Order

FINS SETUP
Single Fin System



THE PEACEMAKER BRIDGES THE GAP BETWEEN TRADITIONAL AND PERFORMANCE LONGBOARDING

The board's features show clear characteristics from both ends of the longboarding spectrum. A big concave through the nose running down into the back third of the board, flowing into a V inside a double concave through the tail. The combination results in creating massive lift whilst on the nose and responsive turns whilst tail surfing. The rails are key to this design's ability to surf this board anyway you like, with a lifted Apex in the rail through the nose gradually blending into a low apex and edge through the tail, giving you great response off the tail when you want it and the feel you expect from a classic traditional design when in trim or up front.

The combination of a wider nose, magic rocker and a rounded pin tail gives this model incredible glide and stability on the nose, with the ability to flow through sections from anywhere you stand, making this the most responsive traditional longboard we have developed.



COLOR | CBL

PEACEMAKER

SKINDOG

LENGTH	WIDTH	THICKNESS	VOLUME
9'1"	22 1/2"	2 3/4"	62.5L
9'6"	23 1/2"	3"	74.5L

FINS SETUP

2 + 1 Fin System (9'1")
Single Fin System (9'6")



XBK

The SMOOTHIE is our high performance longboard designed for surfing aggressively in larger/critical surf.

The bottom shape leads in with mild concave with uninterrupted transition to a double concave through the mid-section, then into a more pronounced double concave with V moving through the tail where it flattens out behind the center box, giving this board tremendous speed and drive off the tail. Nose rocker is set to provide ability to make steep drops and also set perfect speed for nose rides on faster waves. Tail is pulled-in rounded pin and tucked hard edge for gashing power turns.

Flex and responsiveness of the underlying Thunderbolt Technologies blanks puts these boards in a separate category.



SMOOTHIE

SKINDOG

LENGTH	WIDTH	THICKNESS	VOLUME
9'1"	22 1/4"	2 3/4"	60.0L

FINS SETUP
2 + 1 Fin System

S A J L A 2

I'm really in love with the Mango Jam at the moment. It's basically a modern single fin.

I called it the Mango Jam because its made for jamming on. It turns so sharp and hard, much better than a traditional single fin. That's because the Mango Jam has a lot of updated and refined elements that give it some modern influence.

The waves I prefer most for this shape are around knee high and up, but it really starts to feel alive with its full potential when the waves are head high to shoulder high.

The Mango Jam is probably my favorite board right now.



COLOR | ORG

MANGO JAM

KAI SALLAS

LENGTH	WIDTH	THICKNESS	VOLUME
9'0"	22 1/2"	2 5/8"	61.1L
9'4"	23"	2 3/4"	68.2L

FINS SETUP
Single Fin System



BLU

The Waikiki is a perfectly traditional log with a single fin set up. It's a must for your quiver, and everyone should feel what's it's like to ride one.

True to tradition it has very round fifty fifty rails all the way through the nose concave.

To me the Waikiki is the type of board that is made to surf with grace and style, smoothly and slowly. This board really represents everything that Waikiki represents, honestly.

It reminds me of ukuleles, hula dancers, old footage of diamond head in the background from the 60's. All that stuff.

The Waikiki is everything a traditional longboard should be



COLOR | GRN

WAIKIKI

KAI SALLAS

LENGTH	WIDTH	THICKNESS	VOLUME
8'8"	22"	2 5/8"	56.0L
9'2"	22 1/2"	2 3/4"	69.6L
9'6"	23"	3"	77.2L

FINS SETUP
Single Fin System



SIL

BLU

The Waikiki Queens is a special version of the Waikiki for girls.

We basically took the Waikiki and made a color way design that would be special for the girls. Its influenced by Kelis Kaleopaa, and she's proud to represent it.

We created this because I just kind of looked at the longboard lineup and there wasn't anything for girls and I thought this model would be perfect because for me, women excel at that traditional smooth, elegant, graceful style of surfing.



COLOR | PNK

WAIKIKI QUEENS

KAI SALLAS

LENGTH	WIDTH	THICKNESS	VOLUME
8'8"	22"	2 5/8"	56.0L
9'2"	22 1/2"	2 3/4"	69.6L
9'6"	23"	3"	77.2L

FINS SETUP
Single Fin System



LGR



To me the yellow Sunkist represents being at the beach surfing all day long. Salty, sandy and sun kissed.

This board is more performance oriented and because it has more edge the turns are faster and easier to maneuver big waves. It's fast, vibrant and fun.



COLOR | YEL

SUNKIST

SOLEIL

LENGTH	WIDTH	THICKNESS	VOLUME
9'1"	22 3/4"	3"	70.5 L

FINS SETUP
Single Fin System

Velvet hour to me is the magic hour. Being in the water from sunset to dark is my favorite time when the sky is colorful evokes a feeling that's hard to explain. I chose this name for the lavender and blush boards as it pulls from the soft and vibrant hues of sunset in Malibu.

These boards are also logs which is perfect for the all kinds of surf.



COLOR | PNK

VELVET HOUR

SOLEIL

LENGTH	WIDTH	THICKNESS	VOLUME
9'3"	23"	3"	74.3 L
9'6"	23"	3 1/16"	74.5 L

Both Sizes are available in both colors

FINS SETUP
Single Fin System



LAV