

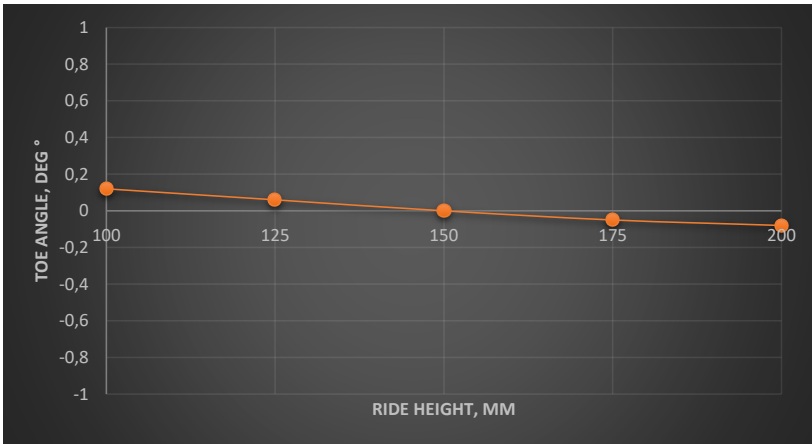
Assembly:

E30 non-M front suspension

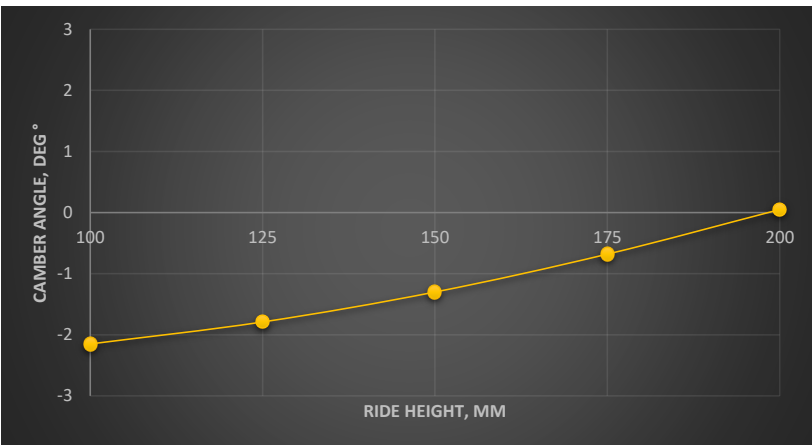
Setting:

MRT-20003-1W, tie rod lowest position (spacers on top of rod end)

<u>Ride height, mm</u>	<u>Toe angle, deg °</u>
100	0,12
125	0,06
150	0
175	-0,05
200	-0,08



<u>Ride height, mm</u>	<u>Camber angle, deg °</u>
100	-2,15
125	-1,79
150	-1,3
175	-0,68
200	0,05



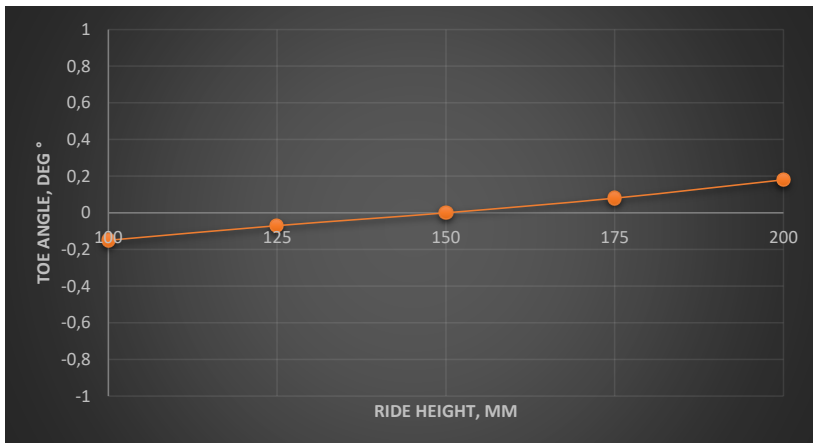
Assembly:

E30 non-M front suspension

Setting:

MRT-20003-1W, tie rod middle position (spacers one on top and one below the rod end)

<u>Ride height, mm</u>	<u>Toe angle, deg °</u>
100	-0,15
125	-0,07
150	0
175	0,08
200	0,18



<u>Ride height, mm</u>	<u>Camber angle, deg °</u>
100	-2,15
125	-1,79
150	-1,3
175	-0,68
200	0,05



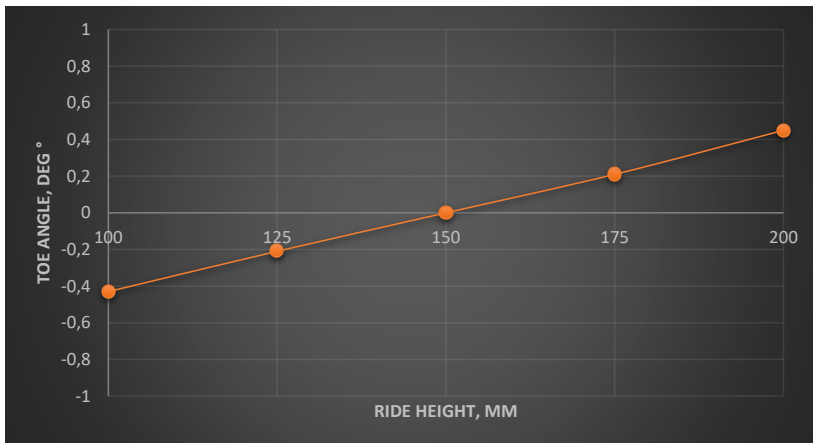
Assembly:

E30 non-M front suspension

Setting:

MRT-20003-1W, tie rod highest position (spacers below the rod end)

<u>Ride height, mm</u>	<u>Toe angle, deg °</u>
100	-0,43
125	-0,21
150	0
175	0,21
200	0,45



<u>Ride height, mm</u>	<u>Camber angle, deg °</u>
100	-2,15
125	-1,79
150	-1,3
175	-0,68
200	0,05

