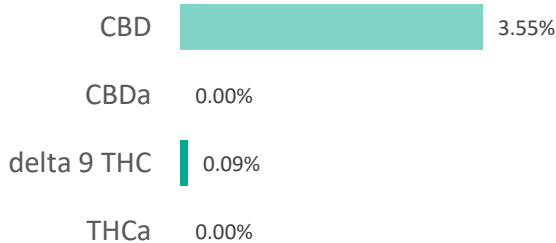
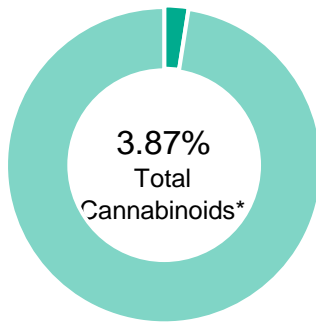


K20009

Batch ID:	K20009	Test ID:	9969755.006
Reported:	26-Feb-2020	Method:	TM14
Type:	Concentrate		
Test:	Potency		


CANNABINOID PROFILE



Compound	LOQ (%)	Result (%)	Result (mg/g)
Delta 9-Tetrahydrocannabinolic acid (THCA-A)	0.05	ND	ND
Delta 9-Tetrahydrocannabinol (Delta 9THC)	0.03	0.09	0.9
Cannabidiolic acid (CBDA)	0.09	ND	ND
Cannabidiol (CBD)	0.05	3.55	35.5
Delta 8-Tetrahydrocannabinol (Delta 8THC)	0.03	ND	ND
Cannabinolic Acid (CBNA)	0.07	ND	ND
Cannabinol (CBN)	0.03	ND	ND
Cannabigerolic acid (CBGA)	0.05	ND	ND
Cannabigerol (CBG)	0.03	0.09	0.9
Tetrahydrocannabivarinic Acid (THCVA)	0.05	ND	ND
Tetrahydrocannabivarin (THCV)	0.02	ND	ND
Cannabidivarinic Acid (CBDVA)	0.08	ND	ND
Cannabidivarin (CBDV)	0.04	ND	ND
Cannabichromenic Acid (CBCA)	0.04	ND	ND
Cannabichromene (CBC)	0.05	0.14	1.4
Total Cannabinoids		3.87	38.70
Total Potential THC**		0.09	0.90
Total Potential CBD**		3.55	35.50

% = % (w/w) = Percent (Weight of Analyte / Weight of Product)
 * Total Cannabinoids result reflects the absolute sum of all cannabinoids detected.
 ** Total Potential THC/CBD is calculated using the following formulas to take into account the loss of a carboxyl group during decarboxylation step.
 Total THC = THC + (THCa *(0.877)) and Total CBD = CBD + (CBDa *(0.877))
 ND = None Detected (Defined by Dynamic Range of the method)

NOTES:
N/A

FINAL APPROVAL


 Daniel Weidensaul
 26-Feb-2020
 6:03 PM


 Greg Zimpfer
 26-Feb-2020
 8:51 PM

PREPARED BY / DATE

APPROVED BY / DATE

Testing results are based solely upon the sample submitted to Botanacor Laboratories, LLC, in the condition it was received. Botanacor Laboratories, LLC warrants that all analytical work is conducted professionally in accordance with all applicable standard laboratory practices using validated methods. Data was generated using an unbroken chain of comparison to NIST traceable Reference Standards and Certified Reference Materials. This report may not be reproduced, except in full, without the written approval of Botanacor Laboratories, LLC. ISO/IEC 17025:2005 Accredited A2LA Certificate Number 4329.02



K20009

Batch ID:	K20009	Test ID:	T000063349
Reported:	29-Feb-2020	Method:	Concentrate - Test Methods: TM05, TM06
Type:	Concentrate		
Test:	Microbial Contaminants		

MICROBIAL CONTAMINANTS

Contaminant	Result (CFU/g)*
Total Aerobic Count**	None Detected
Total Coliforms**	None Detected
Total Yeast and Molds**	None Detected
<i>E. coli</i>	None Detected
<i>Salmonella</i>	None Detected

* CFU/g = Colony Forming Unit per Gram



** Values recorded in scientific notation, a common microbial practice of expressing numbers that are too large to be conveniently written in decimal form.

Examples: $10^2 = 100$ CFU
 $10^3 = 1,000$ CFU
 $10^4 = 10,000$ CFU
 $10^5 = 100,000$ CFU

NOTES:

Free from visual mold, mildew, and foreign matter
TYM: None Detected
Total Aerobic: None Detected
Coliforms: None Detected

FINAL APPROVAL


Robert Belfon
29-Feb-2020
7:29 PM
Mike Branvold
29-Feb-2020
7:48 PM

PREPARED BY / DATE

APPROVED BY / DATE

Testing results are based solely upon the sample submitted to Botanacor Laboratories, LLC, in the condition it was received. Botanacor Laboratories, LLC warrants that all analytical work is conducted professionally in accordance with all applicable standard laboratory practices using validated methods. Data was generated using an unbroken chain of comparison to NIST traceable Reference Standards and Certified Reference Materials. This report may not be reproduced, except in full, without the written approval of Botanacor Laboratories, LLC. ISO/IEC 17025:2005 Accredited A2LA Certificate Number 4329.03



Certificate #4329.03

Certificate of Analysis

Elixinol, LLC

555 Burbank Street, Unit J
Bloomfield Colorado 80020 United States

Sample Name:	20-02-0017	Eurofins Sample:	9272005
Project ID	ELIXINOL-20200212-0021	Receipt Date	13-Feb-2020
PO Number	CVD	Receipt Condition	Ambient temperature
Lot Number	20-02-0017	Login Date	12-Feb-2020
Sample Serving Size		Date Started	13-Feb-2020
		Sampled	Sample results apply as received
		Online Order	13484-1306BF5B

Analysis	Result
Elements by ICP Mass Spectrometry	
Arsenic	<10.0 ppb
Cadmium	<5.00 ppb
Lead	<5.00 ppb
Mercury	<5.00 ppb
Mycotoxins in Raw Materials	
Aflatoxin B1	<0.500 ppb
Aflatoxin B2	<0.500 ppb
Aflatoxin G1	<0.500 ppb
Aflatoxin G2	<0.500 ppb
Ochratoxin A	<1.00 ppb
Enterobacteriaceae Plate Count *	
Enterobacteriaceae	<10 CFU/g
Glyphosate and AMPA *	
Glyphosate	<100 ng/g
AMPA	<100 ng/g
Multi-Residue Analysis for hemp products - 60+ compounds	
Matrix Type - To Determine Limit of Quantification (LOQ)	Hemp Balms and Body Butters
Abamectin	<0.30 mg/kg
Aldicarb	<0.10 mg/kg
Aldicarb sulfone (Aldoxycarb)	<0.10 mg/kg
Aldicarb sulfoxide	<0.10 mg/kg
Azoxystrobin	<0.10 mg/kg
Bifenazate	<0.10 mg/kg
Bifenthrin	<0.10 mg/kg
Carbaryl	<0.10 mg/kg
Carbofuran	<0.10 mg/kg
Carbofuran-3-hydroxy-	<0.10 mg/kg
Chlorantraniliprole	<0.10 mg/kg
Chlordane, cis-	<0.10 mg/kg
Chlordane, trans-	<0.10 mg/kg
Chlorfenapyr	<0.10 mg/kg
Chlorpyrifos	<0.10 mg/kg

* This analysis or component is not ISO accredited.

Certificate of Analysis

Elixinol, LLC

555 Burbank Street, Unit J
Bloomfield Colorado 80020 United States

Sample Name:	20-02-0017	Eurofins Sample:	9272005
Project ID	ELIXINOL-20200212-0021	Receipt Date	13-Feb-2020
PO Number	CVD	Receipt Condition	Ambient temperature
Lot Number	20-02-0017	Login Date	12-Feb-2020
Sample Serving Size		Date Started	13-Feb-2020
		Sampled	Sample results apply as received
		Online Order	13484-1306BF5B

Analysis

Result

Multi-Residue Analysis for hemp products - 60+ compounds

Coumaphos	<0.10 mg/kg
Cyfluthrin	<0.10 mg/kg
Cypermethrin	<0.10 mg/kg
Cyproconazole (2 diastereoisomers)	<0.10 mg/kg
Cyprodinil	<0.10 mg/kg
Dichlorvos	<0.10 mg/kg
Diclobutrazol	<0.10 mg/kg
Dipropetryn	<0.10 mg/kg
Disulfoton	<0.10 mg/kg
Endosulfan I (alpha-isomer)	<0.20 mg/kg
Endosulfan II (beta-isomer)	<0.20 mg/kg
Endosulfan sulfate	<0.20 mg/kg
Epoxiconazole	<0.10 mg/kg
Ethiofencarb	<0.10 mg/kg
Etofenprox	<0.10 mg/kg
Etoxazole	<0.10 mg/kg
Fenoxycarb	<0.10 mg/kg
Fenpropathrin	<0.10 mg/kg
Fenvalerate/Esfenvalerate (sum of isomers)	<0.20 mg/kg
Fipronil	<0.10 mg/kg
Fipronil desulfanyl	<0.10 mg/kg
Fipronil sulfone	<0.10 mg/kg
Imazalil	<0.10 mg/kg
Imidacloprid	<0.10 mg/kg
Malathion	<0.10 mg/kg
Methiocarb	<0.10 mg/kg
Methiocarb sulfone	<0.10 mg/kg
Methiocarb sulfoxide	<0.10 mg/kg
Methomyl	<0.10 mg/kg
Mevinphos (E- and Z-isomers)	<0.10 mg/kg
Myclobutanil	<0.10 mg/kg
Naled (Dibrom)	<0.10 mg/kg

* This analysis or component is not ISO accredited.

Certificate of Analysis

Elixinol, LLC

555 Burbank Street, Unit J
Bloomfield Colorado 80020 United States

Sample Name:	20-02-0017	Eurofins Sample:	9272005
Project ID	ELIXINOL-20200212-0021	Receipt Date	13-Feb-2020
PO Number	CVD	Receipt Condition	Ambient temperature
Lot Number	20-02-0017	Login Date	12-Feb-2020
Sample Serving Size		Date Started	13-Feb-2020
		Sampled	Sample results apply as received
		Online Order	13484-1306BF5B

Analysis

Result

Multi-Residue Analysis for hemp products - 60+ compounds

Paclobutrazol	<0.10 mg/kg
Permethrin (sum of isomers)	<0.10 mg/kg
Propoxur	<0.10 mg/kg
Spinetoram (spinosyns J and L)	<0.10 mg/kg
Spinosad (spinosyns A and D)	<0.10 mg/kg
Spirodiclofen	<0.10 mg/kg
Spiromesifen	<0.10 mg/kg
Spirotetramat	<0.10 mg/kg
Spiroxamine (2 diastereoisomers)	<0.10 mg/kg
Tebuconazole	<0.10 mg/kg
Thiabendazole	<0.10 mg/kg
Thiabendazole-5-hydroxy-	<0.10 mg/kg
Thiacloprid	<0.10 mg/kg
Trifloxystrobin	<0.10 mg/kg
Metolachlor	<0.10 mg/kg
Pyrethrum (total)	<1.0 mg/kg

Analysis	LOQ	Limit	Result	Pass/Fail
Residual Solvents - Class 1, 2a, 2b and 3 *				
1,1,1-Trichloroethane	10 ppm	10 ppm	<10 ppm	Pass
1,1-Dichloroethene	8 ppm	8 ppm	<8 ppm	Pass
1,2-Dichloroethane	5 ppm	5 ppm	<5 ppm	Pass
Benzene	2 ppm	2 ppm	<2 ppm	Pass
Carbon Tetrachloride	4 ppm	4 ppm	<4 ppm	Pass
1,2-Dimethoxyethane	100 ppm	100 ppm	<100 ppm	Pass
1,4-Dioxane	380 ppm	380 ppm	<380 ppm	Pass
Acetonitrile	410 ppm	410 ppm	<410 ppm	Pass
Chlorobenzene	360 ppm	360 ppm	<360 ppm	Pass
Chloroform	60 ppm	60 ppm	<60 ppm	Pass
1,2-Dichloroethene	1870 ppm	1870 ppm	<1870 ppm	Pass
Cumene	70 ppm	70 ppm	<70.0 ppm	Pass

* This analysis or component is not ISO accredited.

Certificate of Analysis

Elixinol, LLC

555 Burbank Street, Unit J
Bloomfield Colorado 80020 United States

Sample Name:	20-02-0017	Eurofins Sample:	9272005
Project ID	ELIXINOL-20200212-0021	Receipt Date	13-Feb-2020
PO Number	CVD	Receipt Condition	Ambient temperature
Lot Number	20-02-0017	Login Date	12-Feb-2020
Sample Serving Size		Date Started	13-Feb-2020
		Sampled	Sample results apply as received
		Online Order	13484-1306BF5B

Analysis	LOQ	Limit	Result	Pass/Fail
Residual Solvents - Class 1, 2a, 2b and 3 *				
Cyclohexane	3880 ppm	3880 ppm	<3880 ppm	Pass
Methanol	3000 ppm	3000 ppm	<3000 ppm	Pass
Methylbutylketone	50 ppm	50 ppm	<50 ppm	Pass
Methylcyclohexane	1180 ppm	1180 ppm	<1180 ppm	Pass
Methylene Chloride	600 ppm	600 ppm	<600 ppm	Pass
n-Hexane	290 ppm	290 ppm	<290 ppm	Pass
Nitromethane	50 ppm	50 ppm	<50 ppm	Pass
Pyridine	200 ppm	200 ppm	<200 ppm	Pass
Tetrahydrofuran	720 ppm	720 ppm	<720 ppm	Pass
Tetralin	96 ppm	96 ppm	<96.0 ppm	Pass
Toluene	890 ppm	890 ppm	<890 ppm	Pass
Trichloroethylene	80 ppm	80 ppm	<80 ppm	Pass
Xylenes(O,M,P + EB)	2170 ppm	2170 ppm	<2170 ppm	Pass
1-Butanol	200 ppm	5000 ppm	<200 ppm	Pass
1-Pentanol	200 ppm	5000 ppm	<200 ppm	Pass
1-Propanol	200 ppm	5000 ppm	<200 ppm	Pass
2-Butanol	200 ppm	5000 ppm	<200 ppm	Pass
Methylethylketone	200 ppm	5000 ppm	<200 ppm	Pass
3-Methyl-1-butanol	200 ppm	5000 ppm	<200 ppm	Pass
Acetic Acid Butyl Ester	200 ppm	5000 ppm	<200 ppm	Pass
Acetone	200 ppm	5000 ppm	<200 ppm	Pass
Anisole	200 ppm	5000 ppm	<200 ppm	Pass
Diethyl Ether	200 ppm	5000 ppm	<200 ppm	Pass
Ethanol	200 ppm	5000 ppm	<200 ppm	Pass
Ethyl Acetate	200 ppm	5000 ppm	<200 ppm	Pass
Ethyl Formate	500 ppm	5000 ppm	<500 ppm	Pass
2-Methyl-1-propanol	200 ppm	5000 ppm	<200 ppm	Pass
Isobutyl Acetate	200 ppm	5000 ppm	<200 ppm	Pass
2-Propanol	200 ppm	5000 ppm	<200 ppm	Pass

* This analysis or component is not ISO accredited.

Certificate of Analysis

Elixinol, LLC

 555 Burbank Street, Unit J
 Bloomfield Colorado 80020 United States

Sample Name:	20-02-0017	Eurofins Sample:	9272005
Project ID	ELIXINOL-20200212-0021	Receipt Date	13-Feb-2020
PO Number	CVD	Receipt Condition	Ambient temperature
Lot Number	20-02-0017	Login Date	12-Feb-2020
Sample Serving Size		Date Started	13-Feb-2020
		Sampled	Sample results apply as received
		Online Order	13484-1306BF5B

Analysis	LOQ	Limit	Result	Pass/Fail
Residual Solvents - Class 1, 2a, 2b and 3 *				
Isopropyl Acetate	200 ppm	5000 ppm	<200 ppm	Pass
Methyl Acetate	200 ppm	5000 ppm	<200 ppm	Pass
Methylisobutylketone	200 ppm	5000 ppm	<200 ppm	Pass
tert-Butylmethyl Ether	200 ppm	5000 ppm	<200 ppm	Pass
n-Heptane	200 ppm	5000 ppm	<200 ppm	Pass
n-Pentane	200 ppm	5000 ppm	<200 ppm	Pass
Propyl Acetate	200 ppm	5000 ppm	<200 ppm	Pass
Total Class 3 Residual Solvents	5000 ppm	5000 ppm	<5000 ppm	Pass

Method References
Testing Location
Elements by ICP Mass Spectrometry (ICP_MS_S)
Food Integrity Innovation-Madison

3301 Kinsman Blvd Madison, WI 53704 USA

Official Methods of Analysis, Method 2011.19 and 993.14, AOAC INTERNATIONAL, (Modified).
 Paquette, L.H., Szabo, A., Thompson, J.J., "Simultaneous Determination of Chromium, Selenium, and Molybdenum in Nutritional Products by Inductively Coupled Plasma/Mass Spectrometry: Single-Laboratory Validation," Journal of AOAC International, 94(4): 1240 - 1252 (2011).

Enterobacteriaceae Plate Count (EBPC)
EML New Berlin

2345 S 170th St New Berlin, WI 53151 USA

Compendium of Methods for the Microbiological Examination of Foods: Enterobacteriaceae, Coliforms, and Escherichia coli as Quality and Safety Indicators, Chapter 8, 4th Edition, 2001.

Glyphosate and AMPA (GLY_AMPA_S)
Food Integrity Innovation-Madison

3301 Kinsman Blvd Madison, WI 53704 USA

Monsanto Company Method ME-1466-02, "High Throughput Assay for Glyphosate and AMPA in Raw Agricultural Commodities and Processed Fractions Using LC/MS/MS".

* This analysis or component is not ISO accredited.

Printed: 26-Feb-2020 1:22 pm

Page 5 of 6

Certificate of Analysis

Elixinol, LLC

555 Burbank Street, Unit J
Bloomfield Colorado 80020 United States

Method References

Testing Location

Multi-Residue Analysis for hemp products - 60+ compounds (PEST_HEMP)

Food Integrity Innovation-Madison

3301 Kinsman Blvd Madison, WI 53704 USA

Official Methods of Analysis, AOAC Official Method 2007.01, Pesticide Residues in Foods by Acetonitrile Extraction and Partitioning with Magnesium Sulfate, AOAC INTERNATIONAL (modified).

CEN Standard Method EN 15662: Food of plant origin - Determination of pesticide residues using GC-MS and/or LC-MS/MS following acetonitrile extraction/partitioning and clean-up by dispersive SPE - QuEChERS method.

List of the tested pesticides and their limits of quantification (LOQs) are available upon request.

Mycotoxins in Raw Materials (MYCO_REG_S)

Food Integrity Innovation-Madison

3301 Kinsman Blvd Madison, WI 53704 USA

Varga, E., Glauner, T., Koppen, R., Mayer, K., Sulyok, M., Schumacher, R., Krska, R. and Berthiller, F., "Stable isotope dilution assay for the accurate determination of mycotoxins in maize by UHPLC-MS/MS," *Analytical and BioAnalytical Chemistry*, 402:2675-2686 (2012).

Residual Solvents - Class 1, 2a, 2b and 3 (USPR_S)

Food Integrity Innovation-Madison

3301 Kinsman Blvd Madison, WI 53704 USA

United States Pharmacopeia, 38nd Rev. - National Formulary 33th Ed., Method <467>, USP Convention, Inc., Rockville, MD (2015). (Modified).

Testing Location(s)

Released on Behalf of Eurofins by

Food Integrity Innovation-Madison

Edward Ladwig - Director

Eurofins Food Chemistry Testing US, Inc.
3301 Kinsman Blvd
Madison WI 53704
800-675-8375



2918.01

These results apply only to the items tested. This certificate of analysis shall not be reproduced, except in its entirety, without the written approval of Eurofins.

* This analysis or component is not ISO accredited.

Printed: 26-Feb-2020 1:22 pm

Page 6 of 6