



CURATOR / FOR THE PROFESSIONAL
ARCHITECT / DESIGNER

Curator has a range of tools to help Designer and Architects specify the correct colours and finishes for their projects. Our A5 panels are made with real paint, in Enhanced Matt finish, offering precise colour accuracy to choose the correct colour for your project. We also have all our colours available in 3oz Sample Pots.

Our Curator Fandeck offers a real paint panel of each colour in a compact Fandeck, designed in a case for ease of storage and transport.

We have a comprehensive Designer Kit available which includes our card, fandeck, and also a stylish branded notebook and pen.

We have also partnered with Material Bank.* Material Bank is the fastest and most powerful way to search and sample materials. Order samples by midnight (EST) and everything arrives in a single box by 10:30 am the next morning. Always complimentary for design professionals.




* CA only.




/ REAL PAINT FANDECK



/ REAL PAINT A5 PANELS
/ 3 OZ TESTER POTS




DESIGNER KIT INCLUDING
/ CARD
/ FANDECK
/ NOTEBOOK
/ PEN



ANNE GREGORY / WEDDING DAY




AOIFE HARRISON / DAY AT THE RACES




BLAITHE ENNIS / WHIMISICAL




BRID KINNEALLY / WASHING LINE




CONOR HOLDEN / CHESTNUT GRAIN




DEIRDRE DUFFY / SOFT SUN



ELAINE MADIGAN / ROSE MANTLE




ELAINE TOMLIN / WOODLAND LIGHT




JILL DE BURCA / MOTH COLLAR




JOHN RYAN / HORSESHOE



KHRYSTYNA MARRIOTT / RARITY




SONIA CALDWELL / STONEY WAY




LAURA WILKINSON / LINE ART




MARGARET O'CONNOR / SHOWSTOPPER




MARTIN WRIGHT / DANCING LIGHT




MATT JONES / PARING DOWN



NIKKI PURCELL / ROLLING HARVEST




ORLA O'ROURKE / SOFT BISQUE




ORLA LANGAN / FORECAST




PATRICK PALMER / RARE BREED



SARAH O'DEA / SCALLOPED SILK



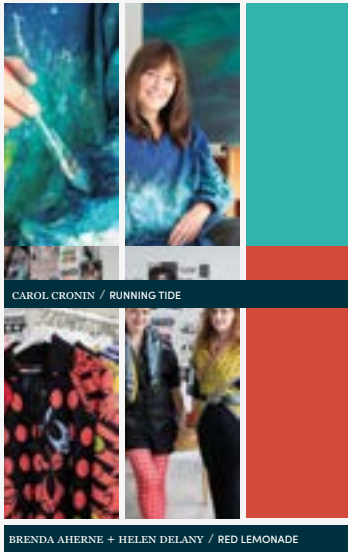
SARAH SWAN / SILK SQUARES




STEPHEN WALSH / HONEYMOON HIKING



WILLIAM MCNUTT / PICNIC ON THE BEACH



TAILORED TWEED / BERRY INK / SATIN



ANCIENT BLACK / KERR'S PINK / ROSE MANTEL / ENHANCED MATT



RUSTLING LEAVES / ENHANCED MATT



CLARITY / SLIP GLAZE / COBWEB / ENHANCED MATT

Our palette is a carefully curated selection of 144 colours, designed and flowed for all the colours to work intrinsically with each other.

With considerations to the traditional colour wheel and the principles of colour psychology, we have crafted the colours to work complementary, analogously, in both tetrad and triad formations and even in a monochromatic sense. We believe there is no colour scheme that cannot be served through this palette; it can create drama, beauty and all the emotions you wish to evoke in any project.

Each designer has inherently influenced and embodied their own colour, but also inspired other colours and tones throughout, giving this palette a unique and embedded sense of art, history and its origins.

The names elicit feelings and thoughts of being Irish, of living and breathing Ireland as the homeland and the muse for a community of artists - giving more than a collection of colours but a complete work of art that is made by Ireland.

5 / STUNNING FINISHES

CURATOR / INTERIOR FINISHES INFORMATION

Our Interior finishes are made with 100% acrylic technology, are alkali resistant, low VOC and low odour. Our waterbased finishes have superior stain resistance and exceptionally hard-wearing, excellent colour retention and suitable for both residential and commercial projects. We have formulated our finishes to apply smoother, with excellent coverage.



/ ENHANCED MATT

- / 2-3% Sheen at 60°
- / Interior Wall coating with a soft touch finish.
- / Available in Quart and Gallon sizes.
- / Available in all 144 colours.
- / Coverage of Enhanced Matt is up to 10m² per litre depending on surface conditions and techniques.
- / The flat matt finish of Curator Enhanced Matt will disguise wall imperfections.
- / We recommend using Enhanced Matt when painting rich, deep colours, as it will enhance the colour appearance.



/ SUBTLE SHEEN

- / 6-8% Sheen at 60°
- / Interior Wall coating with illuminating sheen finish.
- / Available in Quart and Gallon sizes.
- / Available in all 144 colours.
- / Coverage of Subtle Sheen is up to 8-10m² per litre depending on surface conditions and techniques.
- / The subtle illuminating finish of Curator Subtle Sheen will bounce light around a space, making it a popular finish for poorly lit spaces.

CURATOR / WOOD + METAL FINISHES INFORMATION

Our wood + metal finishes are made with premium waterbased alkyd technology. They are suitable for use on interior and exterior wood and metal, have superior stain resistance and are exceptionally hard-wearing. With low VOC and low odour, they are suitable for both residential and commercial projects, have excellent colour retention and durability. All colours are suitable for both interior and exterior use (when used exterior yellow/bright colours may fade quicker than other colours.)



/ EGGSHELL

- / 20-30% Sheen at 60°
- / Interior and exterior wood and metal finish.
- / Available in Quart and Gallon sizes.
- / Available in all 144 colours.
- / Coverage of Eggshell is approximately 12-15 m² per litre depending on surface conditions and techniques.
- / Curator Eggshell is the lowest sheen level in the Curator range suitable for wood and metal and for interior and exterior use.
- / Eggshell is most often used on furniture, doors, and fences. However, due to its extremely durable finish you are not restricted to using it in these spaces alone.



/ SATIN

- / 40 - 50% Sheen at 60°
- / Interior and exterior wood and metal finish.
- / Available in Quart and Gallon sizes.
- / Available in all 144 colours.
- / Coverage of Satin is approximately 12-15 m² per litre depending on surface conditions and techniques.
- / Curator Satin finish has a lower sheen level than Curator Gloss, but a higher sheen level to Curator Eggshell.
- / Satin is most often used on doors, windows, and shutters, kitchen cabinets, and fences. However, due to its extremely durable finish you are not restricted to using it in these spaces alone.



/ GLOSS

- / >85% Sheen at 60°
- / Interior and exterior wood and metal finish.
- / Available in Quart and Gallon sizes.
- / Available in all 144 colours.
- / Coverage of Gloss is approximately 9.5-11 m² per litre depending on surface conditions and techniques.
- / Curator Gloss has our highest sheen level, offering a high-gloss, stain resistant, washable finish. Gloss is most often used on front doors, kitchen cabinets and exterior furniture. However, due to its extremely durable finish you are not restricted to using it in these spaces alone.

/ CURATOR PAINTS

EXPERIENCE / THE DIFFERENCE



The Centre of European Norms (CEN) have awarded Curator Enhanced Matt + Subtle Sheen the coveted EN13300 rating as premium quality paints.

Section 5.4 Wet Scrub resistance Class 1-5:

Both Curator Enhanced Matt and Subtle Sheen are Classified "Class1".

Section 5.5 Contrast Ratio (Opacity) Class1-4:

Both Curator Enhanced Matt and Subtle Sheen are Classified "Class1" at specified spreading rate of 7m²/L.

The real difference between interior paints is in Section 5.5 and most especially Section 5.4. The wet scrub resistance (5.4) is effectively the resistance of a paint to repeated cleaning. Wet scrub resistance is the best measure of a paint's durability and ease of cleaning and stain removal. In Europe professional specifiers, in situations where they are seeking that higher performance paint, typically specify Class 1.

Our independent (Dublin Institute of Technology) certificates for Curator confirming the above results are available upon request.

/ CURATOR PAINTS

WHAT FINISH / WHERE

	Enhanced Matt	Subtle Sheen	Eggshell	Satin	Gloss	Prime Coat*
Bedroom Walls	XX	X				
Children's Bedroom Walls	X	XX				
Classrooms	X	XX				
Ceiling	XX	X				
Bathroom	X	XX				
Offices (Residential)	XX	X				
Offices (Commercial)	X	XX				
Dining Room	XX	X				
Sitting Room	XX	X				
Moulding/Coving	XX	X				
Family Room	XX	X				
Hallway	X	XX				
Playroom	X	XX				
Restaurants + Bars (Walls)	X	XX				
Kitchen Walls	X	XX				
Kitchen Cabinets			X	XX	X	XX
Wooden Cladding (Exterior)			X	XX	X	X
Interior Solid Wood Doors			X	XX	X	XX
Front Door (Exterior)			X	X	XX	XX
Window Frames (Interior + Exterior)			X	XX	X	XX
Wooden Ceiling			XX	X	X	XX
Fences			XX	X	X	X
Fascia			X	XX	X	XX
Shutters (Interior + Exterior)			XX	XX	X	XX

Note: Please see product use recommendations below.

XX – Recommended / Most popular

X – Suitable

* Please refer to the instructions on the reverse of the can for full application information and suitability.

WWW.CURATORPAINTS.IE / INFO@CURATORPAINTS.IE

General Paints, Maynooth Road, Celbridge, County Kildare, Ireland / +353 1 6288224

IRISH DESIGN COLLECTION / MADE BY IRELAND

CURATOR / CONTACT US