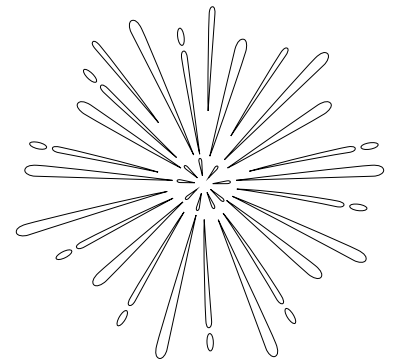

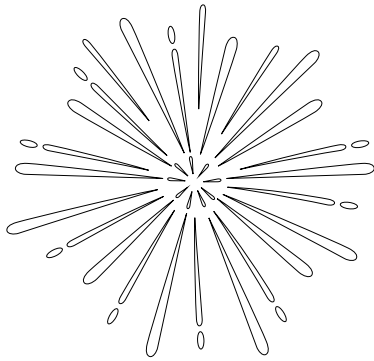


# The Ultimate Diwali Playbook!

HAPPY



**BONUS**

Find and colour  
Diwali elements  
in the printable  
activities

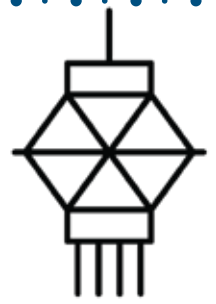
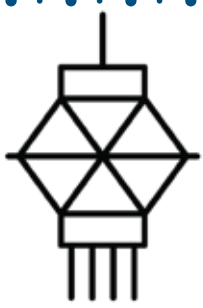
## Activities included

1. DIY Diwali Lantern

2. Festive Bingo

3. Rangoli Magic

4. Count and Colour





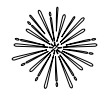

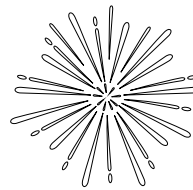
# DIY Diwali Lantern

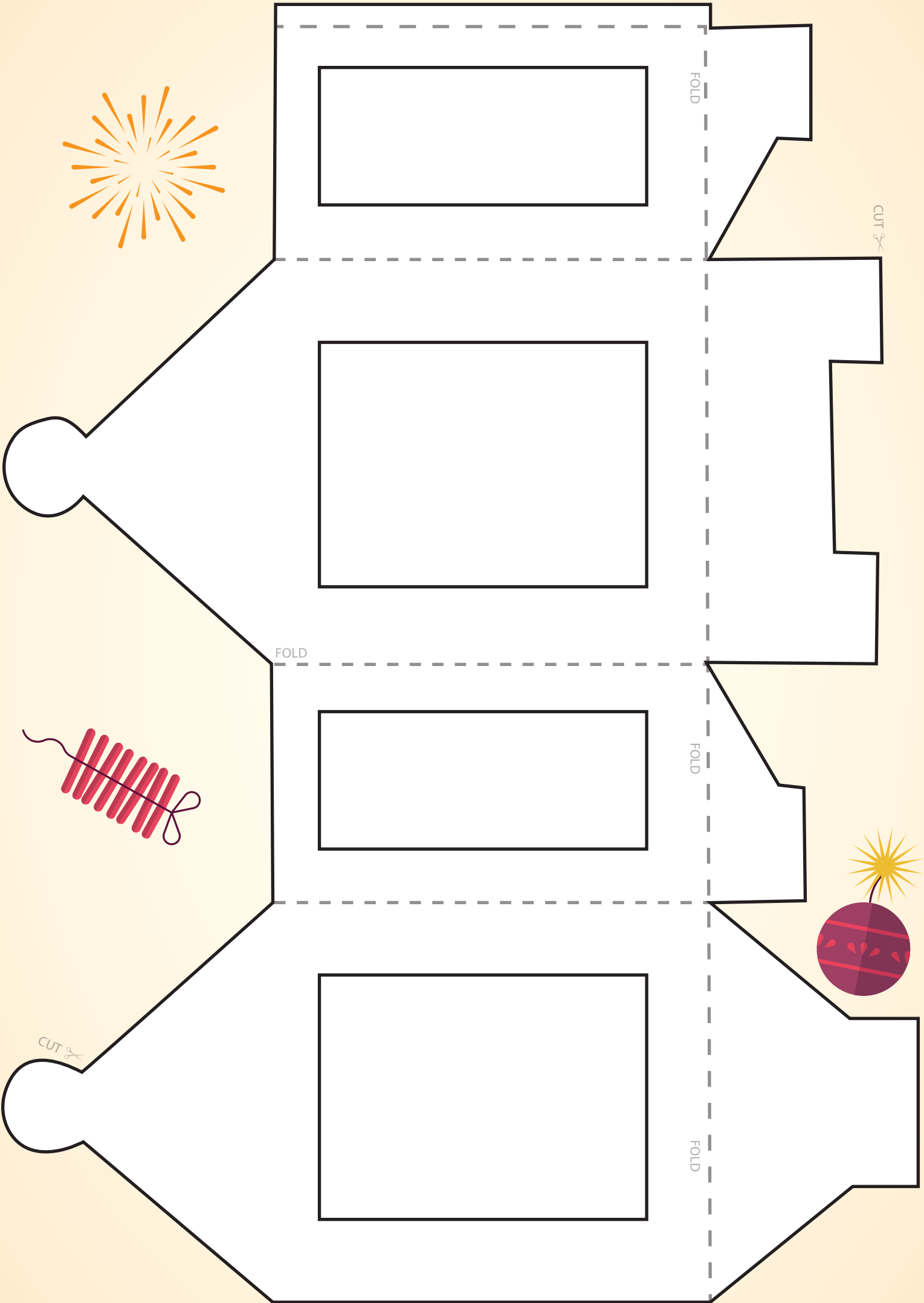

## Things you need:

1. Scissors to cut out the stencils
2. Colour pens to decorate
3. Cellotape to paste the edges

## Instructions:

1. Colour and decorate the following Diwali Lantern
2. Fold on the dotted lines and cut on the black lines
3. After cutting the inner rectangles use colourful cellophane paper from the inner side
4. Match the edges together on the lantern and use tape to hold it in place





FOLD


FOLD

CUT ✂

FOLD

FOLD

CUT ✂

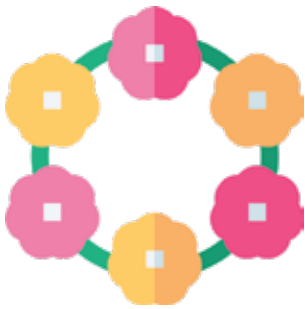


# Festive Bingo




## How to Play:

1. Search your home or your neighbourhood's festive decor and shout Bingo when you spot all the items! Happy Diwali



Garland



Lights



Diya



Lantern



Henna



Envelope



Gift Box



Sweets



Rangoli

# Rangoli Magic

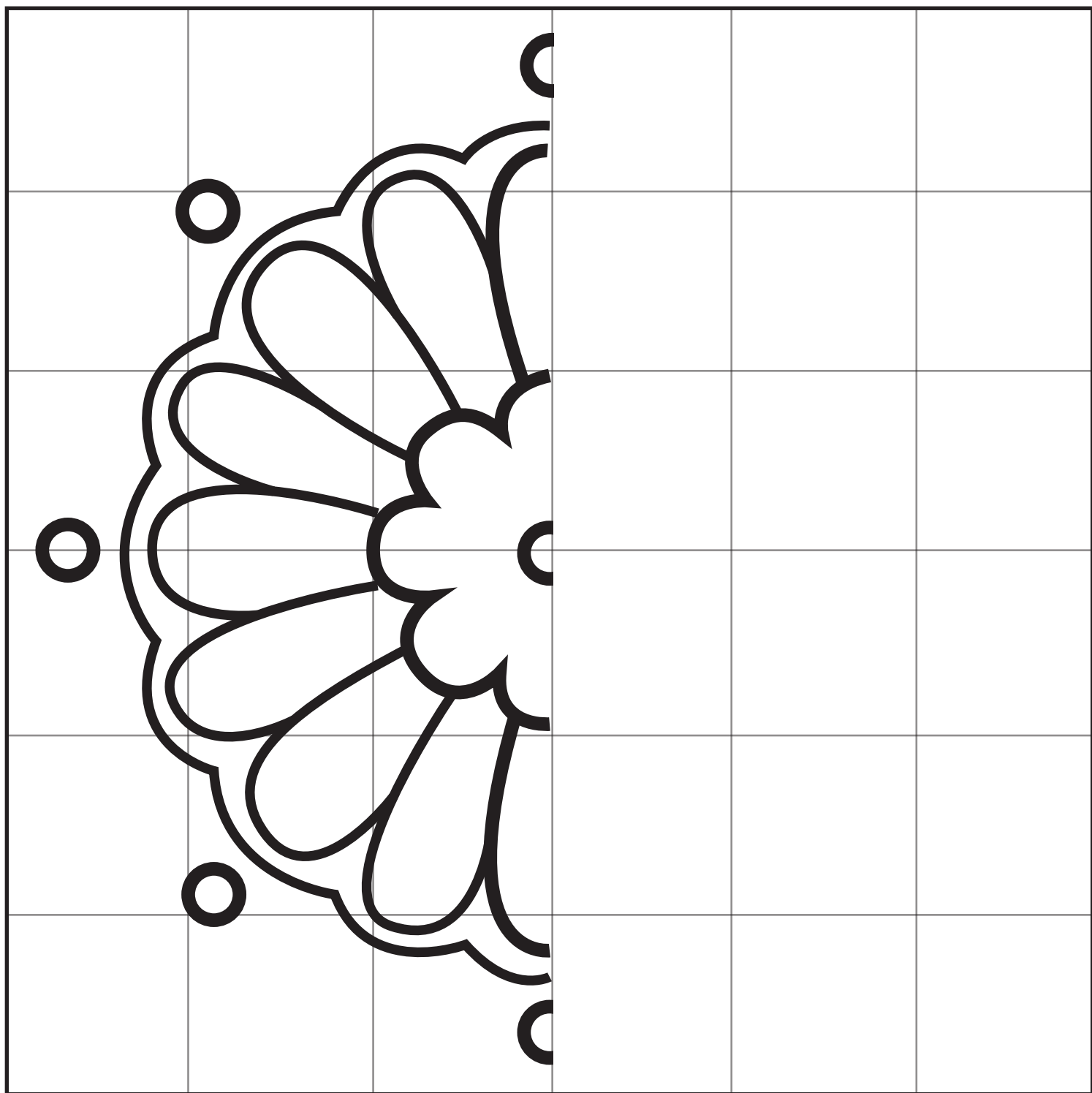
## Things you need:

1. Pencil
2. Sketch Pens and crayons to colour
3. Sequins and Glitters to decorate

## Instructions:

1. Print the drawing on the next page
2. Draw the exact reflection on the empty side to finish the rangoli using a pencil
3. Decorate the Rangoli with your favourite colours and sequins







# Count & Colour



Follow the numbers on the canvas and colour each section with the matching number to complete your artwork



= 1



= 4



= 7



= 2



= 5



= 8



= 3



= 6

