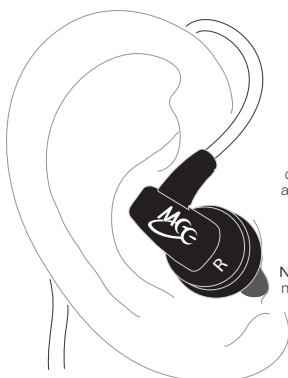


# A151 AND A151P

Balanced Armature In-ear Headphone

**ENGLISH**



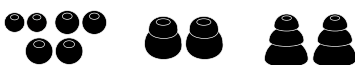
### HOW TO WEAR CORRECTLY

cable over-the-ear and earphone flush in the ear.

**Note:** Incorrect wear may result in poor fit and sound!

visit [www.meelec.com/manual](http://www.meelec.com/manual) for additional info

### EAR TIPS: SELECT CORRECT SIZE

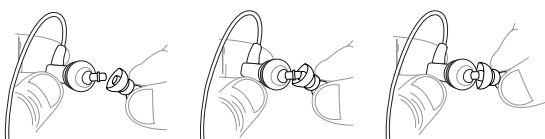


5 sets of ear tips are included to ensure you get the best fit, comfort, and sound.

Select ear tips that:

- Allow the earphone to fit flush in your ear
- Seal with your ear canal and reduce outside noise when inserted

Install ear tips as shown. Make sure ear tip is installed tightly before use.



If your music sounds tinny or lacks bass, try different ear tips.

### CABLE MANAGEMENT

Tighten the cable cinch to control cable movement during activities



### WEAR STYLES

1.

cable worn in front



2.

cable worn down the back



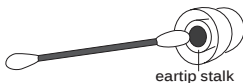
note: the microphone will not work properly in this configuration (A151P only)

### CARE AND CLEANING

- Do not remove from ears or headphone jack by pulling on the cable.
- Use the included carrying case when not in use.

### CLEAN REGULARLY AS FOLLOWS:

- Put a small amount of rubbing alcohol or hydrogen peroxide on a cotton swab
- Remove the ear tips from your earphone and push the cotton swab through the center of the ear tips.
- Clean the outside of the ear tips
- Swab around the nozzles of the earphones
- Wait for the earphones and ear tips to dry completely
- Put the tips back on the earphone



ear tip stalk

### WARNING

Using headphones at high to moderate volumes for extended periods of time will result in permanent hearing damage. Do not use while driving a car, cycling, operating machinery, or performing other activities that require hearing surrounding sounds. Visit [www.osha.gov](http://www.osha.gov) for more info.

### TROUBLESHOOTING

Visit [meelec.com/troubleshooting](http://meelec.com/troubleshooting) for solutions to common issues.

### WARRANTY

MEElectronics earphones purchased from authorized retailers are covered by a manufacturer warranty. Visit [meelec.com/warranty](http://meelec.com/warranty) for warranty information.

### MICROPHONE & REMOTE USE (A151P ONLY)

The A151P model includes an inline remote with a built-in microphone.

Most smartphones are compatible with the remote and additional functions are available with Apple® and some Android™ devices.

Visit [meelec.com/phone](http://meelec.com/phone) for complete compatibility and functionality.

### Button Functionality for iPhone® and Android phones:

Phone Mode	Button Press	Action
Incoming phone call	Single Press	Answer phone call
Phone call in progress	Single Press	End call

