

Planning STACK

- STACK is based on a connector system with a 15 cm wide raster.
- Please create a sketch of the favored model by drawing the level heights of 26 cm (double spaced) or 39 cm (triple spaced) into the 15 cm wide raster.
- One compartment per each level and each meter is required.
- Please make sure to leave a gap of at least 15 cm between the compartments as well as to the side panel.
- In order to place the writing flap element at seat / working height (72 cm) please combine underneath a level of 26 cm and 39 cm, respectively.

Planning



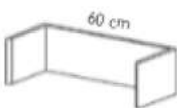
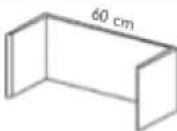

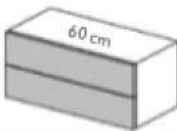
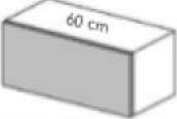

[illegible]

Complete width:

Complete height
(maximum 245 cm):

Colour of body:

Built-in element

Element		Number	Colour RAL
 26 cm 30 cm	1	Open storage compartments	
 39 cm 30 cm	2		
 26 cm 60 cm	3		
 39 cm 60 cm	4		
 26 cm 60 cm	5	Closed storage compartments	
 39 cm 60 cm	6		
 39 cm 60 cm	7		
 39 cm 75 cm Bar/Writing flap	8		