



Apelle Sideboard

design Beatriz Sempere, 2013




Apelle sideboard with metal base.

Wooden structure available in different finishes.

Drawer and doors in hide or Tuscan hide.

Colors and Materials

Structure



Light blue metal



White steel




Ocean blue steel



Bronze metal




Sand steel



Fango steel




Pastel yellow steel



Grafite metal



Light grey steel



Brown steel



Black steel



Ocher steel



Facepowder pink metal



Red steel




Sage green metal




Black Nickel

Coating



Stained ash veneered

10 Colors




Veneered flamed walnut

Extensions

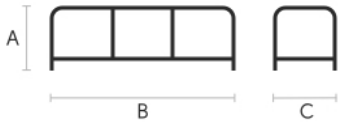


Hide
18 Colors



Tuscan hide
6 Colors

Dimensions



	cm	inch
A	82.5	32.5
B	135	53.1
C	43.8	17.2

Volumetric Details

Weight 40 Kg
Volume 0.55 mc
Package 1

Materials Certifications

Stained ash veneered

Veneered woods are the result of a process of gluing extremely thin sheets of wood applied to various types of supports to produce furnishing elements, which have a similar appearance to solid wood, but with better performance in terms of resistance to woodworms, lightness and greater stability over time. If exposed to light, and in any case with the passage of time, the color of the veneer changes. It may happen that furniture of the same color purchased after some time, show color differences. Upon request, the veneered parts can be supplied with certified origin from forests managed in a correct and responsible manner, according to the rigorous environmental standards established by the FSC circuit.

CLEANING AND MAINTENANCE

For ordinary cleaning of veneered woods, use a cloth moistened with neutral soap well diluted in water or specific products. Always dry after each application with a dry cloth or paper towel. Do not use abrasive products. In case of accidental spills of substances or liquids, immediately dab the wood with paper towel or with a dry and clean cloth. Avoid proximity to heat sources. Evenly expose the veneered woods to light, for example by periodically opening the table extensions that are stored inside the structure, or by moving any object placed on the surface, such as vases and accessories.

These tips are cleaning recommendations and do not guarantee complete stain removal.

We recommend that you always test the cleaning method on a hidden part of the item to check the resistance of the color.

Colour samples are to be considered approximate for each product. Slight color differences between a lot and the other are to be considered normal.

Materials Certifications

Veneered flamed walnut

Veneered woods are the result of a process of gluing extremely thin sheets of wood applied to various types of supports to produce furnishing elements, which have a similar appearance to solid wood, but with better performance in terms of resistance to woodworms, lightness and greater stability over time. If exposed to light, and in any case with the passage of time, the color of the veneer changes. It may happen that furniture of the same color purchased after some time, show color differences. Upon request, the veneered parts can be supplied with certified origin from forests managed in a correct and responsible manner, according to the rigorous environmental standards established by the FSC circuit.

CLEANING AND MAINTENANCE

For ordinary cleaning of veneered woods, use a cloth moistened with neutral soap well diluted in water or specific products. Always dry after each application with a dry cloth or paper towel. Do not use abrasive products. In case of accidental spills of substances or liquids, immediately dab the wood with paper towel or with a dry and clean cloth. Avoid proximity to heat sources. Evenly expose the veneered woods to light, for example by periodically opening the table extensions that are stored inside the structure, or by moving

any object placed on the surface, such as vases and accessories.

These tips are cleaning recommendations and do not guarantee complete stain removal.

We recommend that you always test the cleaning method on a hidden part of the item to check the resistance of the color.

Colour samples are to be considered approximate for each product. Slight color differences between a lot and the other are to be considered normal.