

Next Touch Coffee

A product by
Rancilio Group

NEXT TOUCH COFFEE

FILL UP YOUR CUP



ENGLISH



FILL UP YOUR CUP

Egro Next Touch Coffee delivers top-quality fresh coffee, from the bean to the cup, and guarantees consistency and reliability over the long term. It features maximum variety thanks to a unique "4 bean hoppers" system, customisable modular options and business-focused IoT innovations. Recommended for businesses with an average daily requirement of 200 coffee cups, Egro Next Touch Coffee meets the various needs of convenience stores, petrol stations, fast-food and self-service restaurants, and all venues serving drip coffee.

RECOMMENDED
DAILY OUTPUT:

x200

CUPS PER DAY

HIGHLIGHTS



1

COFFEE

4 Bean hoppers

4 different base coffees always ready to brew.

Always fresh, cup after cup

Fresh drip coffee ground straight from the bean and brewed on demand, in all cup sizes or in carafes of up to 1 litre per cycle.

2

BUSINESS

Power to your business

No more wasted coffee, no more stale coffee in big carafes. Improve your business: Next Touch Coffee is faster than a traditional drip coffee maker and brews only what you're selling, with no recovery time.

3

INTERFACE

10.1" HD touchscreen

Swipe, tap and scroll with ease through the menu. It's as easy as using your smartphone, with all preferences and drink selections at your fingertips.

4

CLEANING

Easy to clean

Fast, simple, guided daily cleaning and rinsing cycles.

SWISS COFFEE TECHNOLOGY

Fresh coffee, with all the aromas and taste of your favourite blend, perfectly ground and brewed, from bean to cup, in just a few seconds.

4 BEAN HOPPERS

The 4 hoppers system offers 4 different base coffees always ready to brew and to create up to 10 different blends. The hoppers are equipped with a lock.

4x
1 kg / 2.2 lb

COFFEE HOPPER CAPACITY

PERFORMANCE

Brew fresh coffee at speed in different cup sizes in a single cycle, with no recovery time.

x75

BEVERAGES PER HOUR
(0.5 L / 16 OZ)

0.6 l /
20 oz.

OF COFFEE READY
IN LESS THAN 70SEC

1 l /
33.8 oz.

COFFEE BOILER CAPACITY

STAINLESS STEEL BREWING UNIT

The stainless steel brewing unit has a brewing chamber set for 22 grams of coffee.

STAINLESS STEEL FLAT BURRS

High-precision grinder is equipped with titanium coated stainless steel burrs to provide consistent particle size for top-quality coffee brewing.

54 mm

GRINDER BURRS DIAMETER

LEFT SIDE COFFEE OUTLET

On request, Egro Next Touch Coffee can be fitted out with left side coffee outlet for easy use even with 1-litre carafes.



SMART INTERFACE

TOUCHSCREEN INTERFACE

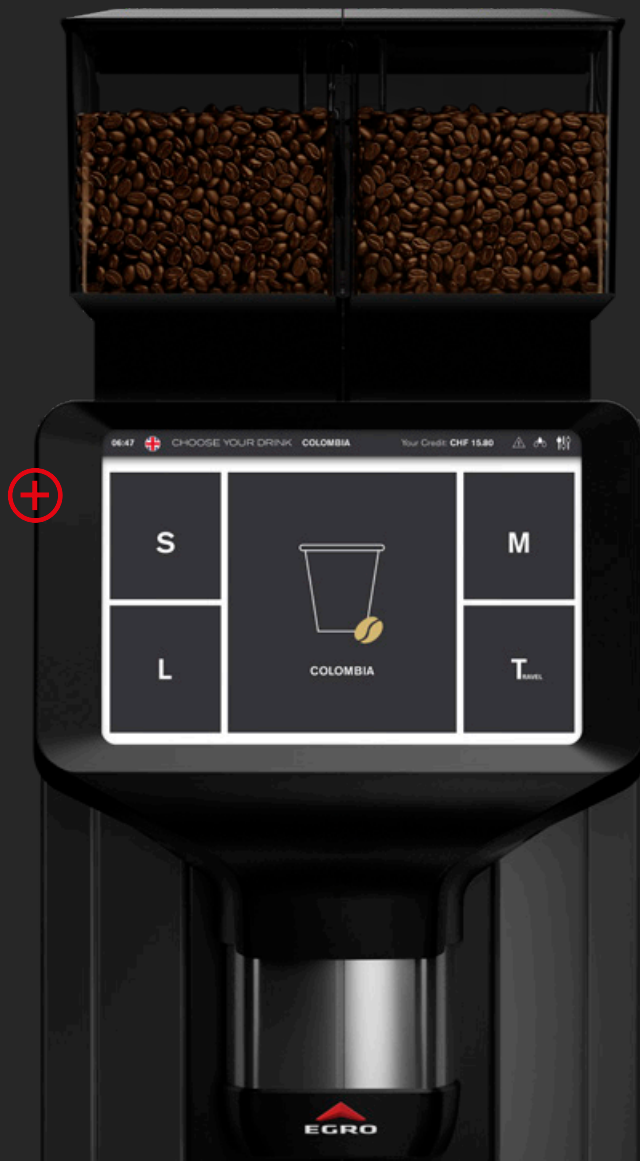
Access, select and adjust settings as easily as you do on your smartphone, thanks to the intuitive 10.1" HD touchscreen interface.

x10

MENU AVAILABLE
IN 10 LANGUAGES

MULTI-DRINK

Rely on the step-by-step instructions provided by the Multi-Drink software to easily create any recipe you wish in just a few taps. Select your favourite blend or single origin, set the pre-infusion time and choose the desired coffee strength.



THREE ACCESS LEVELS

Egro Next Touch Coffee has three dedicated menus to offer the best user experience to baristas, managers and technicians.

EASY SWITCH

Customise different menus and quickly switch between them to always have the perfect settings for any situation.

QUEUE MODE

The selected products are placed in a queue. The list can be updated at all times by changing the order of the drinks, cancelling orders or adding new ones.

COUNTERS

Counters are available to display the number of brewed drinks, the income generated, and cleaning settings.

MULTIMEDIA

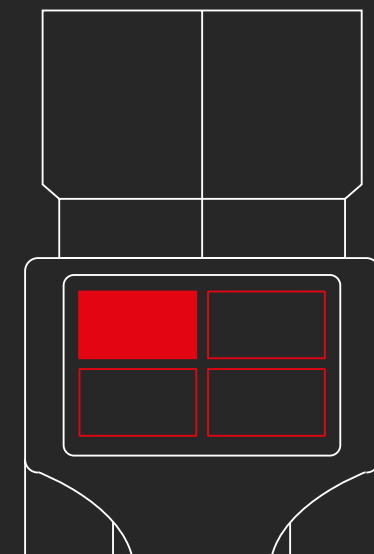
Images or promotional videos can be uploaded and showcased during brewing.

iBUTTON

iButton gives extra information on the product selected as the nutritional value and the origin of coffees.

SELF-SERVICE MODE

Customers can prepare one drink at a time on their own, without the support of the staff.



DESIGN & ERGONOMICS

Egro Next Touch Coffee is a stylish, ergonomic, and highly functional machine, with clean, soft lines and scratch-resistant surfaces. The black aluminium display frame and all the built-in modules match the modern look of the body of the machine.

SPACE SAVING DESIGN

30cm / 12in

MAIN UNIT WIDTH

AUTOMATIC SPOUT

The automatic spout adjusts the height of the cup that suits the drink selected. The spout is easy to remove for cleaning.



STAINLESS STEEL TRAY

In the self-service setup, the stainless steel tray is easy to remove and clean and has two different cup-placing positions, to ensure that any type of cup is always placed correctly under the brewing spout.

LED LIGHTS

Maximum visual comfort thanks to LED lights on the work area.



ADD-ONS

BENEFITS

Boost the potential of your Egro Next Touch with optional features that expand your options and make managing the machine even easier.

GUM

External box for waste coffee.

PAYMENT SYSTEMS

Enjoy utmost flexibility with a range of standard and optional payment system solutions.



CLEANING & MAINTENANCE



CLEANING

Fast and simple cleaning makes it easy to uphold high health and hygiene standards.



EASY ACCESS TO ALL COMPONENTS

The convenient opening of the front panel and quick access to the main internal components facilitates easy maintenance operations.

RINSING CYCLE

A rinsing cycle start automatically at a preset time after the last beverage delivery.

E DURA BREW

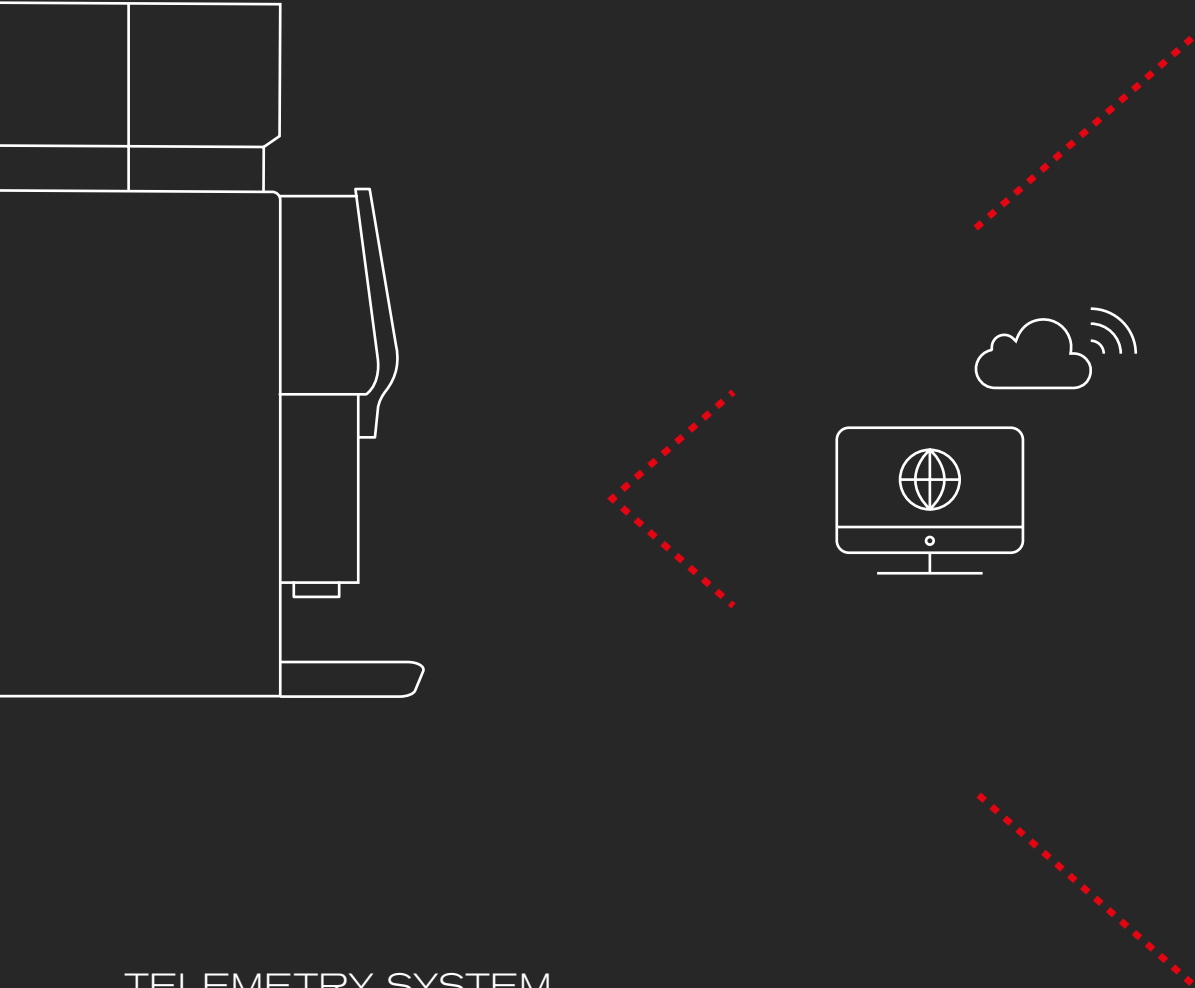
Dura Brew is a hermetically sealed system requiring little maintenance, and thus reducing the total cost of ownership.

USB PORT

Next Touch Coffee comes with a USB port to transfer technical data and upload images and videos.

- Egro Patented Technology

CONNECT



TELEMETRY SYSTEM

Connect: a remote telemetry system to adjust all the parameters, check statistics and ensure optimal functionality.

TIME TO CONNECT

Connect is a remote telemetry system to monitor all the operations performed by a single coffee machine or by a whole set of machines. Thanks to Connect, you can adjust the settings for coffee delivery, analyse consumption statistics and read any messages related to technical assistance and maintenance.

BENEFITS



1

JUST-IN TIME CONTROL



2

REDUCED SERVICE COSTS



3

SALES OPTIMISATION



4

PREDICTIVE MAINTENANCE



5

CLOUD ENVIRONMENT



6

ALERTS



7

ALWAYS CONNECTED



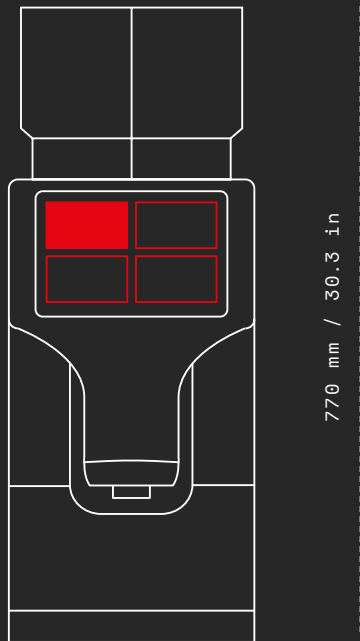
8

CONSUMPTION STATISTICS

NEXT TOUCH COFFEE: TECHNICAL SPECIFICATIONS

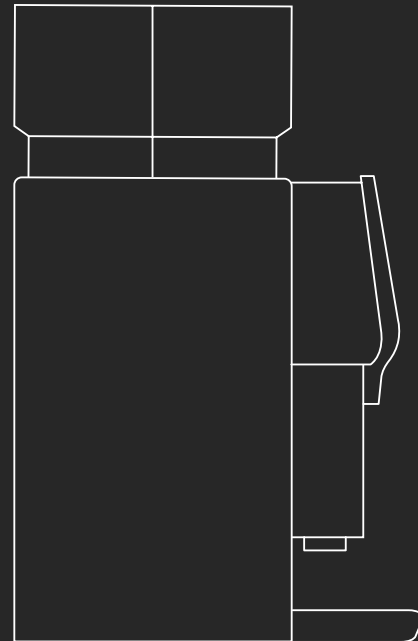
DIMENSIONS

FRONT



300 mm / 11.8 in

SIDE



575 mm / 22.6 in

770 mm / 30.3 in

PERFORMANCE	RECOMMENDED DAILY OUTPUT 200 Cups	
	NOISE LEVEL DURING USE <70 db	
OPERATING PANEL	INTERFACE Touchscreen	NUMBER OF BEVERAGE PER PAGE 16
	LANGUAGES AVAILABLE 10	
COFFEE	BREWING CHAMBER 22 g	
	1 GRINDER	
	COFFEE BEAN HOPPER CAPACITY 1 kg / 2.2 lb cad	
MAIN UNIT DIMENSIONS	W × D × H 300 x 575 x 770 mm 11.8 x 22.6 x 30.3 in	WEIGHT 60 kg / 132.2 lb
POWER	TOTAL POWER 3.1 kW	VOLTAGE 1N 220-240V
	FREQUENCY 50-60 Hz	
BOILER	CAPACITY 1 l / 33.8 oz. / 0.22 gal UK / 0.26 gal US	
OPTIONAL	<ul style="list-style-type: none"> + Automatic spout + Left side coffee outlet + Under counter grounds chute + Lock for coffee grounds drawer + Cup stopper 	
GUM	W × D × H 300 × 365 × 136 mm 11.8 × 14.4 × 5.4 in	CAPACITY 750 g / 1.6 lb
	VOLTAGE 24V	
OTHER	+ PAYMENT SYSTEMS	

 **RANCILIO** GROUP

rancioliogroup.com



an Ali Group company



The Spirit of Excellence