

3

BIGBEN

# SUPERCLAD® STANDARD 180<sup>GSM</sup>

FIRE RETARDANT



# BIGBEN® SUPERCLAD® STANDARD 180<sup>GSM</sup> SCAFFOLD SHEETING – FIRE RETARDANT

## DESCRIPTION

The **BIGBEN® Superclad®** Standard is manufactured using a strong reinforced multifilament polyester grid, laminated on both sides with a waterproof fire retardant LDPE.

At the top, centre and bottom of the sheet is an increased strength fixing band with holes pre-punched every 100mm ensuring the **BIGBEN® Superclad®** can fit to all types of scaffolding.

PERFORMANCE AND PROPERTIES	
MATERIAL	FR LDPE
EYELET BAND	7CM WITH 15MM EYELET HOLES EVERY 100MM
ROLL SIZES	2M X 45M & 3M X 45M
COLOUR	WHITE
WEIGHT PER M2	180GSM (+/-5%)
TENSILE STRENGTH (WARP)	27.9KG
TENSILE STRENGTH (WEFT)	16.6KG
ELONGATION (WARP)	21.4%
ELONGATION (WEFT)	22.5%
EYELET PULLOUT	800N
CONFORMS TO	BS 7955:1999

## DURABILITY

**BIGBEN® Superclad®** Standard (180gsm) can be used for all types of short to medium term projects up to a recommended period of 6 months. The chart to the right should help you in choosing the right product.

By choosing to use the BIG BEN Superclad products you can be assured workers and buildings will be protected from adverse weather conditions and will help you in meeting your deadlines.

DURATION OF BUILDING PROJECT			
SITE	<3 MONTHS	3-6 MONTHS	6-12 MONTHS
SURROUNDED BY HIGH BUILDINGS	BIG BEN Superclad Standard 180GSM	BIG BEN Superclad Standard 180GSM	
URBAN/ INDUSTRIAL AREA	BIG BEN Superclad Standard 180GSM	BIG BEN Superclad Standard 180GSM	
COAST/ OFFSHORE AREA	BIG BEN Superclad Standard 180GSM		

## APPLICATION

**BIGBEN® Superclad®** Scaffold Sheeting should typically be fixed to the scaffolding horizontally with a recommended fixing pattern of one **BIGBEN® Toggle Tie** per m2.

However any fixing must be placed according to your calculations for each project.

### FOR WEATHER PROTECTION

If the prime purpose is to protect personnel against wind and rain, we recommend the upper sheets overlap the lower sheets externally to ensure rain runs down the outside of the sheeting.

### FOR CONTAINMENT

If the prime purpose is to protect the surrounding area from the impact of demolition, we recommend the upper sheets overlap the lower sheets internally to contain debris within the sheeting.

### SCAFFOLDING DESIGN & INSTALLATION

When scaffold sheeting is to be installed, the structure must be designed to all relevant BS standards & codes of practice to accommodate the increase in wind loadings. Guidance should always be obtained by a qualified scaffold designer, or structural engineer before any sheeting is installed, and not before a full risk assessment has been carried out.

Only qualified Scaffolders should undertake the installation of scaffold sheeting.

# FEATURES & BENEFITS

Pre-punched holes in the 3 fixing bands make installing the sheeting simple.

Helps ensure that site work continues in virtually all weather conditions.

Protects personnel from rain, snow and wind chill.

Can act as a containment to prevent debris falling from the scaffold.

Screens work being carried out until it is ready to be revealed or secured.



# DIMENSIONS & WEIGHTS

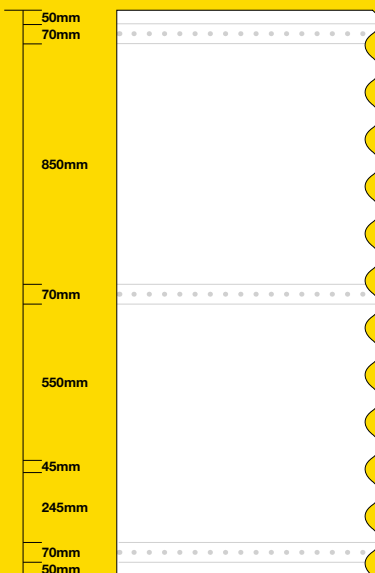
## BIGBEN® Superclad® Standard (180gsm) Scaffold Sheeting - Fire Retardant

2m x 45m Roll	Weight per roll 18.2kg	Pallet 30 rolls
3m x 45m Roll	Weight per roll 24.8kg	Pallet 16 rolls

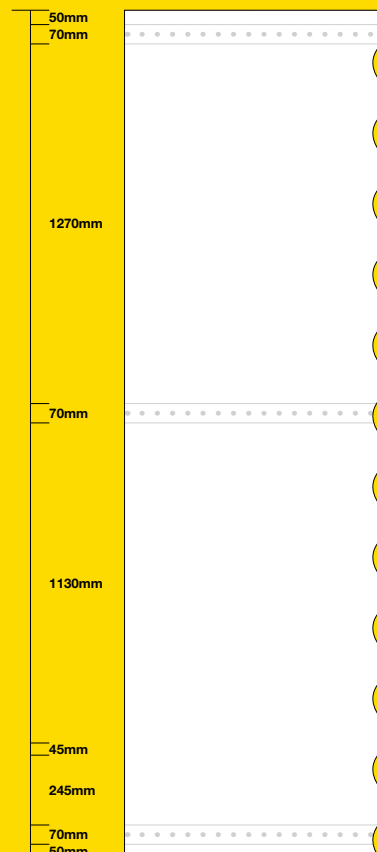
All rolls are supplied on a cardboard core and are individually packaged with a label identifying the product.

We recommend the rolls be stored under cover and away from direct sun light and heat.


### 2 METRE



### 3 METRE



# **BIGBEN<sup>®</sup> SUPERCLAD<sup>®</sup> STANDARD 180<sup>CSM</sup>** FIRE RETARDANT



DISTRIBUTED BY LEACH'S  
BEACON PARK, 228 HOLME LACY ROAD, HEREFORD HR2 6BQ  
TELEPHONE 01432 346 800 EMAIL SALES@LEACHS.COM  
WWW.LEACHS.COM