

7710/7720

**SRL-180 SINGLE / SRL-180T TWIN
SELF-RETRACTING
LANYARD**

**USER GUIDE/
INSTRUCTION MANUAL**

BIGBEN

3



IMPORTANT INFORMATION



Serial Number:

Date of Manufacture:

 // //

This product is manufactured and tested to conform with:

EN 360:2002, EU TYPE EXAMINATION FOR REGULATION (EU) 2016/425, VVUU A.S, CZECH REPUBLIC. NOTIFIED BODY NUMBER 1019.

Date of Commission / First Use:

 // //

Must not exceed 5 years from date of first use.

This product will age with time and must be removed from service before:

 // //

The annual service should be carried out NO LATER THAN 12 MONTHS AFTER COMMISSION.

If defective complete the section below remove from service and quarantine immediately:

Defects:

Date of purchase:

 // //

Signature:

This Device has a maximum 5 year service life span and must be removed from service after 5 years from date of first use.

This device is CE Marked, using the Personal Protective Equipment - Regulation (EU) 2016/425, and conforms with the applicable requirements of EN360:2002 and EN365:2004

This product has also been tested beyond EN360:2002 and is approved by the Manufacturer for users up to 160kg.

DESCRIPTION

The **SRL 180 Single and SRL 180T Twin Self-Retracting Lanyard** are supplied as passive fall arresting units.

The internal webbing is held under tension on a sprung drum, free pay-out of the line is allowed by the unit up to a set speed. If this speed is exceeded the brake within the device locks resulting with the fall being arrested.

The **BIGBEN SRL-180 Single / SRL-180T Twin Self Retracting Lanyard** is supplied for use as a prevention of falls from height.

This device is CE Marked, using the Personal Protective Equipment - Regulation (EU) 2016/425, and conforms with the applicable requirements of EN360:2002 and EN365:2004.

It is also tested and approved by the Manufacturer for users up to 160kg.

WARNING

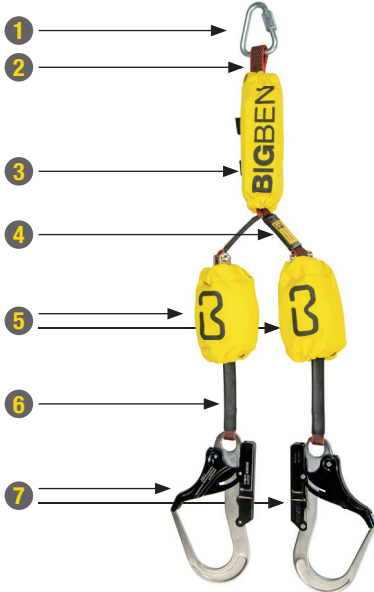
Incorrect use of this device could be fatal, so prior to use you MUST:

- Read and thoroughly understand the operating manual before inspection or use of this product.
- If there are any points in this operating manual that you are unsure of, seek advice from a trained individual.
- Be fully trained with operating the device and familiar with the correct actions in case of an emergency.
- Be familiar with the use of the product prior to working from height
- Carry out appropriate pre-use checks and inspections as required.
- Assess the work area to ensure adequate supporting structural attachments are in place.
- Understand and accept the risk involved in use of this product.
- Only be used by person in a fit medical condition that can work from height and do so both normal and in an emergency situation.
- Device must not be used other than its intended purpose.
- Anchorage used for this device must have a safe working load of 12 kN.
- Work in such a way to reduce the risk of any fall occurring.
- Ensure that all equipment used within the system are compatible and comply with EU Standards.
- During transportation device must be clean and protected in polythene bag and kept safely in a box.
- If any doubt about the condition of the device, or has been used to arrest a fall, it must be removed from service immediately.

PART IDENTIFICATION


3

SRL-180T Twin. REF: 7720



- 1 Attachment Point
- 2 Device Label (attached to shock pack)
- 3 Shock Absorber
- 4 Serial Number
- 5 Retractable Device
- 6 Retractable Polyester Webbing
- 7 PPE Connector (see page 9 for options)

SRL-180 Single. REF: 7710



- 1 Attachment Point
- 2 Device Label (attached to shock pack)
- 3 Shock Absorber
- 4 Serial Number
- 5 Retractable Device
- 6 Retractable Polyester Webbing
- 7 PPE Connector (see page 9 for options)

SEE PAGES 11 - 13 FOR PRODUCT LABEL INFORMATION

INSTRUCTION FOR USE



The SRL-180 Single/ SRL-180T Twin are fall arrest devices designed to be the connecting element between the Rear Dorsal of a Fall Arrest Harness and an anchorage point.

NOTE: If any device will be used in conjunction with the Fall Arrester, they must meet the requirements of applicable EU Standards, and must not affect its function in any way.

BEFORE USE:

Site inspection prior to use of SRL-180 Single / SRL-180T Twin.

- A. Ensure there is sufficient fall clearance below the user to eliminate the risk of a collision with the ground or any obstruction. See page 7.
- B. Ensure the device limits the potential for collision from a swing fall.
- C. Assess the intended working environment for potential hazards. These may include excess heat, caustic or corrosive substances, high voltages or sharp edges.

This SRL should not be used if ANY of the following risks are present:

- If there are obstructions in the work area below that may prevent the free pay out of the lifeline or obstruct the movement of the user.
- If the anchorage point will not withstand a load of 12kN
- If there is not sufficient clear fall space below - See page 7.
- There is risk of contact with solvents or acids that will degrade the device, hook or lifeline.
- There is risk of contact with power cables or in an environment where electric shock is possible.

Product Inspection Procedure Prior To Use

- A. Examine device lifeline, swivel hook, carabiner, and anchorage for signs of damage corrosion or deformation.
- B. Examine the shock absorbing pack to ensure no signs of deployment.
- C. Operate the device to ensure that extension and retraction are free, and do not allow any slack to occur in the webbing.
- D. Pull on the webbing sharply in order to engage locking mechanism. DO NOT do this test when the lanyard is fully extended.
- E. Check all swivels are free to rotate.
- F. Check that all housing screws and nuts are securely tightened.
- G. Operate the user connectors to ensure the gate mechanism operates freely and locks automatically. All anchorages used must meet and or exceed the requirements stated in EN795:2012.
- H. If ANY components present show any signs of damage, wear, or faults, the device will not operate correctly or if screws are loose DO NOT USE. In this event device must be removed from service and sent for further inspection by either a trained professional or back to the manufacturer for servicing.
- I. Devices require servicing every 6 months in corrosive or offshore environments.
- J. If any doubt about condition of device it must be removed from service immediately.

WARNING: THIS DEVICE MUST ONLY BE SERVICED BY A TRAINED AND COMPETENT INDIVIDUAL. NEVER ATTEMPT TO SERVICE THIS UNIT OR TAMPER WITH ITS FUNCTION IN ANYWAY.

USING THE 180 TWIN SRL DEVICE

The SRL-180T Twin Retracting Lanyard device has been designed such that it is able to connect to connect to two separate anchorage points without affecting dynamic performance in any way.

- Installed from an overhead anchorage, the device will provide the user maximum fall protection within cone of 40 degrees from vertical.
- Avoid working outside the 40-degree cone as there is a higher risk of swing, effectively falling like a pendulum.
- Anchor the device away from any edge so that user does not have to lean out to attach device to anchor or recover. This reduces the likelihood of a swing fall occurring.
- No more than one person should be connected to the device at one time.
- Connect only to the rear dorsal attachment point of a full body harness ensuring the device hook is securely attached. If unsure that you are securely attached ask for assistance.
- Always ensure that the swivels are free to rotate during work and that the webbing do not become twisted or tangled as this may inhibit the reacting function of the device.
- Never tie off the lifeline to prevent retraction. The webbing between the user and device must always be taut.
- Do not allow webbing to pass under arms or between legs during use.

The device will arrest the fall within a maximum distance of 2.0m as stated in EN360:2002, however in most cases this will occur much quicker.

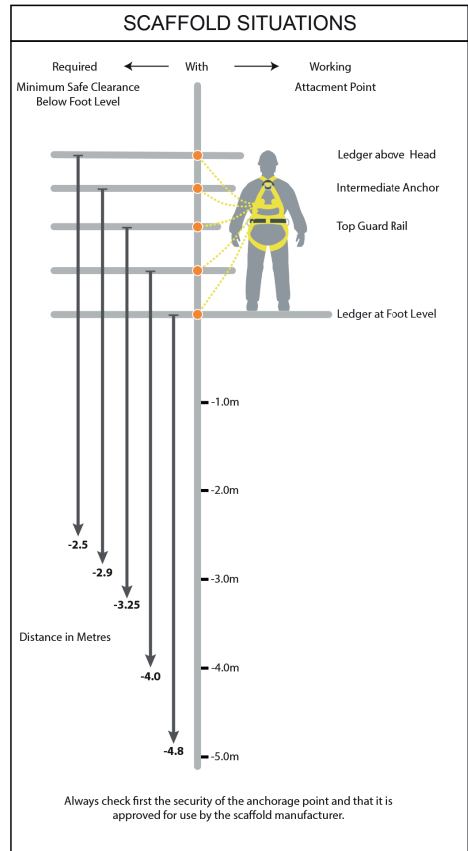
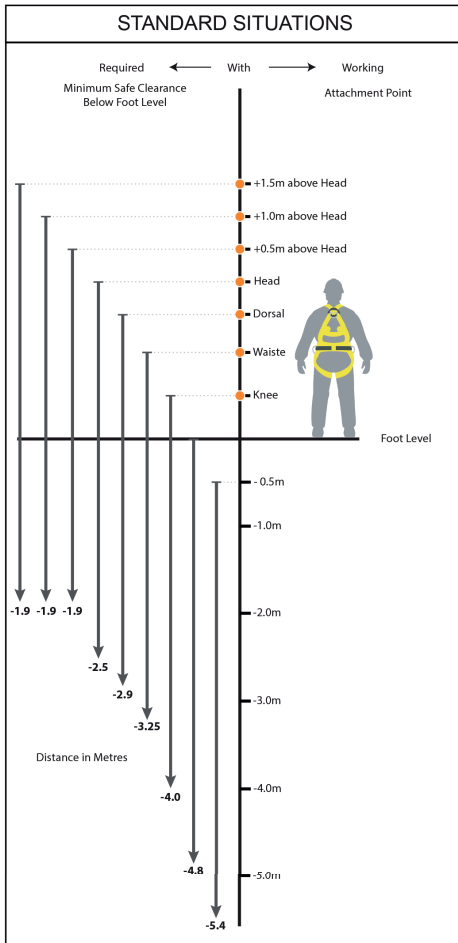
Do not use device if safe clearance below the foot is less than the required distance below the anchorage point, as detailed in the diagrams on Page 7.

WARNING - IT IS FORBIDDEN FOR ANY PART OF THE DEVICE TO BE SUBSTITUTED.

INSTRUCTION FOR USE

3

SAFE FALL / GROUND CLEARANCE HEIGHTS FOR BIGBEN SRL-180 SINGLE AND SRL-180T TWIN



ATTACHING SRL-180 SINGLE AND SRL-180T TWIN TO A FULL BODY HARNESS

- Only connect to a suitable full body fall arrest harness that conforms to EN361:2002
- Before use, inspect the harness and the device according to the Manufacturer's user Manual(s).
- Attach the SRL-180 Type Retractable to the rear D Ring of the harness, using an EN362:2004 certified type locking carabina or link, and ensure the locking mechanism is securely closed.
- Arrange the shock absorbing pack so that it is positioned alongside the harness webbing and attach to the webbing using the Velcro straps provided. (SRL-180T Twin only)

Before any work at height, check that the connection to the harness is secure and the retractable function of the device is operating freely.

SRL-180 SINGLE DEVICE

Ensure the carabina / mallion link is attached and locked correctly to the rear D-Ring of the harness, as shown.



SRL-180T TWIN DEVICE

Ensure the carabina / mallion link is attached and locked correctly to the rear D-Ring of the harness, as shown. Then attach the shock absorbing pack to the harness webbing using the Velcro straps. Ask for assistance if unsure.



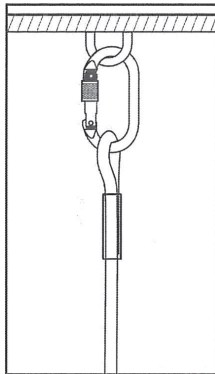
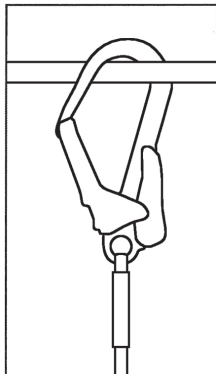
WARNING - IF THIS DEVICE IS TO BE RE-SOLD OUTSIDE THE COUNTRY OF MANUFACTURE IT IS THE RESPONSIBILITY OF THE SELLER TO PROVIDE INSTRUCTIONS FOR USE, MAINTENANCE AND AN EXAMINATION FORM IN THE LANGUAGE WHICH THE DEVICE IS SOLD.

CONNECTING TO AN ANCHOR POINT

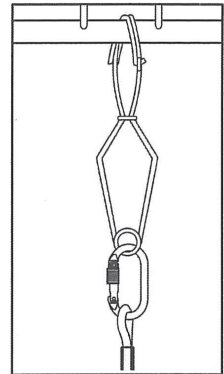
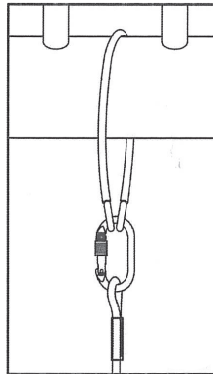
1. Ensure the chosen Anchorage point can withstand a load of 12kN.
2. When working on System Scaffolds you should check that the chosen anchorage point is approved for such use by the manufacturer.

Type of Anchorage.

Direct Connection



With the use of an additional certified anchorage stop of device



The SRL-180 Single / SRL-180T Twin can be supplied with a variety of connectors that are to EN362:2004.



FP-4533-S



FP-4533-SL



FP-3651



FP-4533-S



FP-3696D



FP-4538

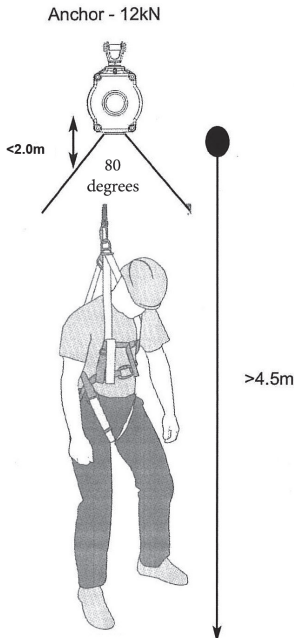


FP-4537


RESCUE PLAN

- Always have a rescue plan on hand with the use of the device
- In the event of a fall, the Device will arrest the fall of the user within a maximum distance of 2 meters.
- The rescue plan must grant the autonomous emergency intervention of the work-force.
- The work-force must be familiar with the techniques for completing the procedure in the quickest possible time.
- The rescue plan is the overall approach to post-fall rescue and retrieval. The rescue plan is a strategy which establishes:
 1. The duties and responsibilities of the rescue team
 2. Principles of safe practice
 3. General guidelines on the means and methods to be employed in rescue operations
 4. Training guidelines and measures of competency for rescue personnel

USE




RESCUE



PRODUCT LABELS EXPLAINED

3

- 1 Manufacturer's contact details
- 2 Device name
- 3 Serial number
- 4 Date of manufacture
- 5 Max Load
- 6 1019 - Notified body number
- 7 CE - conform with relevant EU directives
- 8 Read manual
- 9 European standards
- 10 Product Reference (7710-Single) (7720 - Twin)
- 11 Visual check of entire product
- 12 Max permitted load
- 13 Slow release of lanyard
- 14 Lanyard not run on sharp edges
- 15 Check braking mechanism
- 16 Do not modify in anyway
- 17 Max / Min working temperature
- 18 Maximum swing angle
- 19 Anchor complied with EN 795:2012
- 20 Used with full body harness that complies with EN361:2002
- 21 Always use lanyard vertically



PRODUCT LABELS



SRL-180 SINGLE

The **SRL 180 Single Self Retractable Lanyard** has an Identification Label incorporated into the Shock Pack Assembly.

- 1 Device name
- 2 Date of manufacture
- 3 Date of first use**
- 4 Serial number
- 5 European standards
- 6 Read manual
- 7 1019 Notified body number
- 8 Distributor / Brand logo
- 9 Manufacturers contact details
- 10 CE - conform with relevant EU directives
- 11 Product Reference** (7710 - Single)

***Use a permanent marker to record user name and date of first use.**

****Product Reference number**

Note: Depending on the configuration the reference number can have a further suffix to determine the type of connector or total working length when it differs from the standard. eg 7720G -180 (type 4538 connector total 1.8m working length).

BIGBEN

SRL 180 TYPE SELF RETRACTING LANYARD 1.8M
THE TOTAL LENGTH OF THE ENERGY ABSORBER WITH LANYARD SHALL NOT EXCEED 2M

REF: 7710
EN 360:2002

FOR USERS UP TO 160KG

CE 1019

DATE OF MANUFACTURE
09/2019

SERIAL NUMBER
1778XXXXXX

BIGBEN
Manufactured by:
SWISS 3000 AG LTD
CH 8172 Zurich, Switzerland
bigbensafety.com
The Impact of Excellence
LOGS SWISS

USERS NAME

2018	01	02	03	04	05	06	07	08	09	10	11	12
2019												
2020												
2021												
2022												
2023												
2024												

FIRST USE

3 SERIAL NUMBER 1778XXXXXX

PRODUCT LABELS



SRL-180T TWIN

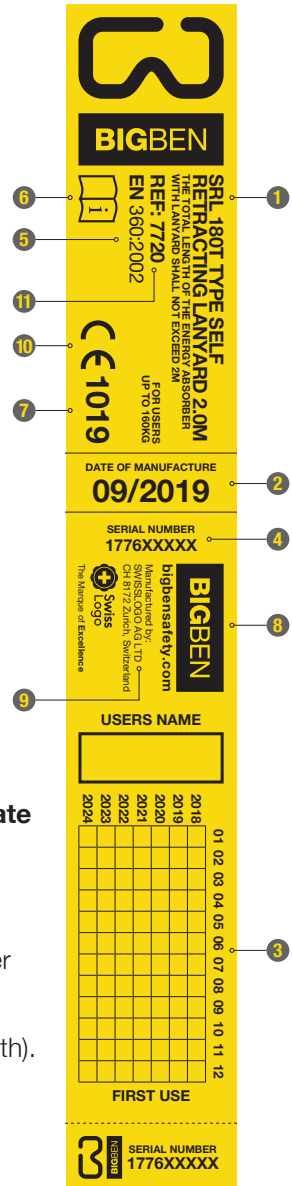
The **SRL 180T Twin Self Retractable Lanyard** has an Identification Label incorporated into the Shock Pack Assembly.

- 1 Device name
- 2 Date of manufacture
- 3 Date of first use*
- 4 Serial number
- 5 European standards
- 6 Read manual
- 7 1019 Notified body number
- 8 Distributor / Brand logo
- 9 Manufacturers contact details
- 10 CE - conform with relevant EU directives
- 11 Product Reference** (7720 - Twin)

***Use a permanent marker to record user name and date of first use.**

****Product Reference number**

Note: Depending on the configuration the reference number can have a further suffix to determine the type of connector or total working length when it differs from the standard. eg 7710G -200 (type 4538 connector total 2.0m working length).



MAINTENANCE

All maintenance work is to be done by a competent fully trained person or returned to manufacturer.

However users are able to clean devices and lifelines if required. This is the only procedure that should be used.

Hand wash using hot water and mild detergent (NO chemicals) then rinse with clean water allow drying naturally with webbing exposed. DO NOT place in direct sunlight.

If product is defective complete below section stating all defects and remove from service immediately.

Comments:

Date:

Inspector:

STORAGE

All devices should be stored in the following manner:-

- Stored in a central protected location allowing assurance of inspection issues and returns.
- Kept in a cool dry place, away from direct sunlight preventing degradation of fibres from Ultraviolet radiation.
- Protected from damage by chemical attack, sharp objects, heat and cold.
- Should be stored with record card and operation manual at all times.
- When finished return device to store, NEVER leave device lying around on site.

MATERIALS

Component	Material
Retractable Lanyard Webbing	HMPE
Energy/Shock Absorber Webbing	Polyester
Device Casing	Grivory
Soft Covers	Polyester Fabric or PVC
Connectors	BZP steel or Anodised Aluminium

EXAMINATIONS

The safety of the User depends on the continued efficiency and durability of the equipment being used. It is important that all equipment is regularly inspected and examined, in line with applicable Laws and Regulations.

This product must always be checked prior to each use. Pre-Use checks are listed on page 5 of this User Guide.

This product must undergo regular Periodic Examinations, completed by a competent person and strictly in accordance with the Manufacturer's Instructions. This examination will cover the operation of the unit, the condition of the components, and the legibility of the product markings.

Due to the nature of this product, safety critical knowledge is required to assess the condition during a Periodic Examination. For this reason, Periodic Examinations must only be completed by the Manufacturer, or an Organisation that is Approved by the Manufacturer.

The frequency of these Periodic Examinations shall be at least every 12 months.

In Offshore or Marine environments, Periodic Examinations should be at least every 6 months.

PERIODIC EXAMINATION CHECKLIST



DEVICE SERIAL NUMBER	DATE OF MANUFACTURE	DATE ISSUED
<input type="text"/>	D D / M M / Y Y	D D / M M / Y Y

EXAMINATION	CONDITION		DEFECTS List all salient points about each part stating all issues present.
	POOR	GOOD	
SNAP HOOKS/CARABINAS/SWIVELS/MAILLONS Examine for damaged or distorted hooks or faulty springs, debris in threads. Check that all connectors, karabiners and swivels all function correctly. Open and close freely. Swivels rotate freely and all mailloons can be fully closed.	<input type="radio"/>	<input type="radio"/>	
MOULDING/MECHANICALS Check that both reactor castings are not damaged and feel for any brakes. Damage externally may indicate internal damage. Check that the retractors lock when given a sharp pull then release when the webbing is allowed to react.	<input type="radio"/>	<input type="radio"/>	
WEBBING Check entire webbing for any damage. This may include cuts, burns, cracks, tears. Ensure all webbing can be extended as well as retracted from the device with no issues.	<input type="radio"/>	<input type="radio"/>	
SEWING Check entire webbing for any broken, cut, loose or worn thread.	<input type="radio"/>	<input type="radio"/>	
LABEL Check that label is present and legible. Check date to ensure product is within its life span.	<input type="radio"/>	<input type="radio"/>	
CONNECTION TO HARNESS Ensure EN362 Delta Mailion is connected to the rear D of the harness and all Velcro tabs are closed. You may require assistance with this process.	<input type="radio"/>	<input type="radio"/>	

TESTED BY:	SIGNATURE	DATE OF EXAMINATION
<input type="text"/>	<input type="text"/>	D D / M M / Y Y

EQUIPMENT RECORD



EQUIPMENT RECORD

Product:

MODEL & TYPE/IDENTIFICATION SRL-180 Single /SRL -180T Twin - SELF RETRACTING LANYARD	TRADE NAME BIGBEN	SERIAL NUMBER 177 _____
MANUFACTURER SwisslogoAG Ltd	ADDRESS Swisslogo AG Ltd CH 8172, Zurich, Switzerland.	TEL, FAX, EMAIL AND WEBSITE: +41(0)43411100 kontakt@bigbensafety.com www.bigbensafety.com
YEAR OF MANUFACTURE:	PURCHASE DATE:	DATE FIRST PUT INTO USE:

OTHER RELEVANT INFORMATION: (E.G. DOCUMENT NUMBER)

PERIODIC EXAMINATION AND REPAIR HISTORY

DATE	REASON FOR ENTRY (PERIODIC EXAMINATION OR REPAIR)	DEFECTS NOTED, REPAIRS CARRIED OUT AND OTHER RELEVANT INFORMATION	NAME AND SIGNATURE OF COMPETENT PERSON	PERIODIC EXAMINATION NEXT DUE DATE



PRODUCT MARKING

EU - European standard

CE - In compliance with European regulation - (EU) 2016/425

NO 1019 - The number of the notified body (notified body which carries out EU Certification and Product Quality Management)

(VVUÚ, a.s. Pikartská 1337/7, 716 07 Ostrava-Radvanice, Czech Republic)

EN 360:2002, EU TYPE EXAMINATION FOR Regulation (EU) 2016/425

VVUU A.S, Czech Republic. Notified Body number 1019.

DECLARATION OF CONFORMITY



EU DECLARATION OF CONFORMITY

IMPORTANT DOCUMENT
PLEASE KEEP SAFE

WE, THE MANUFACTURER;

SWISSLOGO AG LTD. Mülibodenstrasse 3, CH 8172, Niederglatt, Zürich, Switzerland
Tel: +41 (0) 43 411 1100. Email: kontakt@bigbensafety.com

DECLARE UNDER OUR SOLE RESPONSIBILITY, THAT THE FOLLOWING PERSONAL PROTECTIVE EQUIPMENT (PPE):

BRAND:

BIGBEN®

PRODUCT DESCRIPTION:

SRL-180T – TWIN
SELF RETRACTING
LANYARD

PRODUCT CODE:

7720

SERIAL NUMBER:

177690901

DATE OF MANUFACTURE:

02.2023

IS IN CONFORMITY WITH THE PROVISIONS OF PERSONAL PROTECTIVE EQUIPMENT
- REGULATION (EU) 2016/425, INCLUDING FULFILMENT OF THE APPLICABLE
ESSENTIAL HEALTH AND SAFETY REQUIREMENTS SET OUT IN ANNEX II,
AND WITH THE FOLLOWING HARMONISED EUROPEAN STANDARD NUMBER(S):

EN360:2002

AND IS IDENTICAL TO THE PPE WHICH IS THE SUBJECT OF EU TYPE EXAMINATION (MODULE B OF REGULATION (EU)
2016/425) REFERENCED ON THE CERTIFICATE NUMBER:

1019-074/Q/2023

ISSUED BY:

VVUU, A.S.
PIKARTSKA 1337/7, 716 07 OSTRAVA - RADVANICE, CZECH REPUBLIC
NOTIFIED BODY NUMBER 1019

AND IS SUBJECT TO THE PROCEDURES SET OUT IN MODULE C2 OF REGULATION (EU) 2016/425
UNDER THE SURVEILLANCE OF:

VVUU, A.S.
PIKARTSKA 1337/7, 716 07 OSTRAVA - RADVANICE, CZECH REPUBLIC
NOTIFIED BODY NUMBER 1019

PLACE:

Zürich, Switzerland

DATE:

29/03/2023

AUTHORISED
SIGNATURE:

Neil Parsons
Technical Manager
Authorised to sign on behalf of
Swisslogo AG Ltd.

EXAMINATION RECORD OVERLEAF

www.bigbensafety.com

**SRL-180 SINGLE /
SRL-180T TWIN
SELF-RETRACTING
LANYARD**



BIGBEN



bigbensafety.com

Manufactured by:
Swisslogo AG Ltd,
Müllibodenstrasse 3,
CH 8172, Niederglatt,
Zürich,
Switzerland

Tel +41(0)43 411 1100



The Marque of **Excellence**