

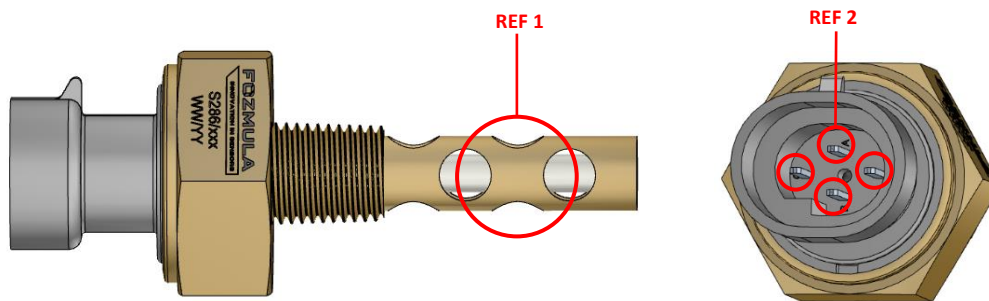
S286 Troubleshooting

We are sorry that you are experiencing issues with one of our products. Hopefully, this brief troubleshooting guide will help quickly resolve the problem.

First, please verify that the product matches that specified on the purchase order and specification sheet.

If you are satisfied that you have the correct part, please check the following (refer to product diagram):

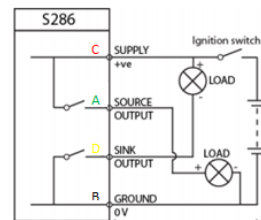
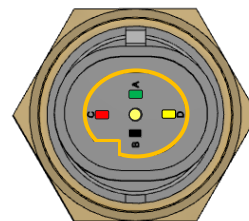

1	Check the probe is not damaged (REF 1).
2	Check the connector/*harness pins are straight and clean. *(If applicable) (REF 2).
3	Confirm there is an established power source to the unit within electrical ratings.
4	Terminal / harness connection is correctly located.
5	Application is grounded in common with the power source, including the liquid.



Product Diagram - for illustration purposes only; actual connector / harness types may vary.

Access to Bench test equipment?

Please refer to Installation instructions [click here](#)



NOTE: IF SINK ONLY OUTPUT IS REQUIRED THEN PIN A IS NOT USED.

Unable to resolve the issue?

Fozmula Quality Department: troubleshooting@fozmula.com