






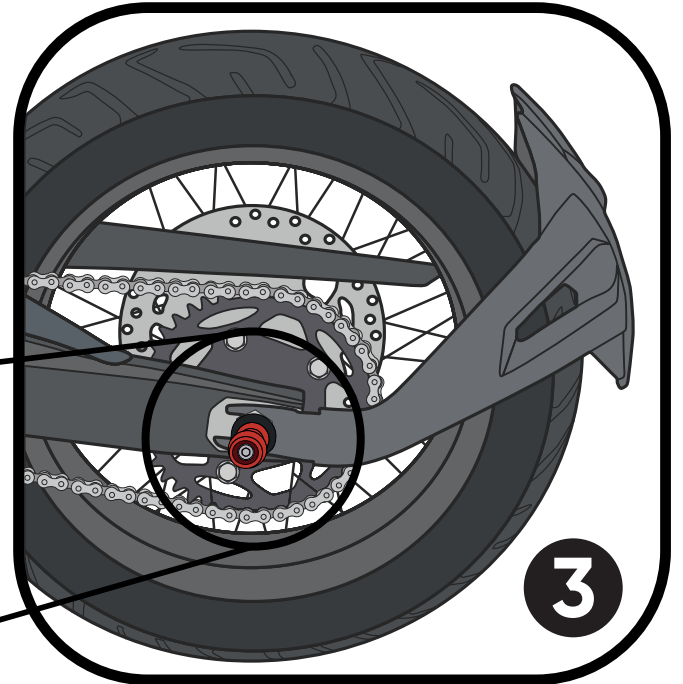

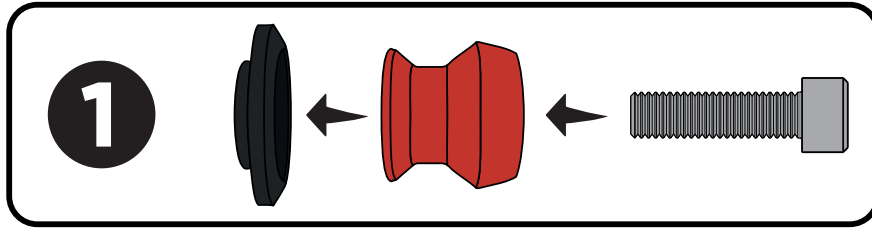


## Universal Sehpa Takozu • Universal Paddock Holder Device

No	Adet Qty.	Parça • Parts	No	Adet Qty.	Parça • Parts
A	1x	 (Sehpa Takozu) (Paddock Holder Device)	C	1x	 (M8 İmbus Cıvata) (M8 Imbus Bolt)
B	1x	 (M6 İmbus Cıvata) (M6 Imbus Bolt)	D	1x	 (M10 İmbus Cıvata) (M10 Imbus Bolt)

Gerekli Aletler • Required Tools	
 (5 Alyan) • (#5 Allen)	 (6 Alyan) • (#6 Allen)
 (8 Alyan) • (#8 Allen)	



### Montaj Talimatları

**1-** Aşama 1'de gösterildiği gibi imbus civatayı iki parçanın içinden geçirin.

**2-** Aşama 2 ve 3'te gösterildiği gibi takozu aksın üstüne getirin ve 5/6/8 numara alyan ile sabitleyin.

### Mounting Instructions

**1-** Pass the imbus bolt through the two parts as shown in step 1.

**2-** Bring the wedge over the axle and fix it with 5/6/8 size allen as shown in step 2 and 3.