

Declaration of Conformity

In Accordance with ANSI/ISEA 125-2014



Alexander Andrew, Inc. 1306 S. Alameda St Compton, CA 90221

Declaration #

B1016081b

Declaration Date

10.5.16

Tested Item #

7080B3DM

ComforTech® ACT Standard Non-belted 3D FBH

Additional Items Conforming Under this Declaration:

7080B3DS	7080B3DL	7080B3DXL	7080BRS	7080BRM	7080BRL	7080BRXL
7080BS	7080BM	7080BL	7080BXL	7080B2X	7080B3X	

Alexander Andrew, Inc. declares that the product(s) listed above is in conformity with the requirements of the following performance standard(s):

ANSI Z359.11-2014

Conformity Assessment Method in accordance with ANSI/ISEA 125-2014

Level 1

Level 2

Level 3

Level 1: FallTech Lab
Outside the Scope of
ISO/IEC Standard 17025:2005

Level 2: FallTech Lab
Within the Scope of
ISO/IEC Standard 17025:2005

Level 3: Independent 3rd Party Lab
accredited to
ISO/IEC Standard 17025:2005

Supporting
Documentation

PC-0966

PC-0966HF

Authorized Signature

Name

Dustin Hawkins

Title

VP Business Development

Date

5.3.17

Exova
3883 East Eagle Drive
Anaheim
California
USA
92807

T: +1 (714) 630-3003
F: +1 (714) 630-4443
E: sales@exova.com
W: www.exova.com



Testing. Advising. Assuring.

October 28, 2016

FallTech Testing Laboratory
1306 S. Alameda Street
Compton, CA 90221

Attention: Jay Sponholz
Quality Manager

Subject: **Attestation of Witnessing Testing**
Exova OCM Job # 361658-1
FallTech P.O.: OPEN
Report No.: PC-0966
Base Part No. 7080B3DM
Description: Full Body Harness



Dear Mr. Sponholz:



The purpose of this attestation is to attest to the fact that a representative of Exova OCM was on site at FallTech's facilities to confirm suitability of the equipment used, calibration status of the equipment and to witness testing performed by FallTech employees. Details of this visit are included below:

- Date of Testing:
 - October 4, 2016
- Exova OCM Test Witness:
 - Jeff Blackford
- FallTech Test Operators:
 - Yesbet Sierra and Jay Sponholz
- Specification:
 - ANSI Z359.11-2014 Sections 4.3.5, 4.3.3, 4.3.6, 4.3.7
- Equipment Calibration Interval
 - 1 year, except weights which are 5 years

Attached to this attestation is the test report generated by FallTech Testing Laboratory. Exova OCM test witness certifies the report accurately presents the testing performed on the samples identified.

Test Report #	Date	Base Part #	Description	Sample ID's	Results
PC-0966	10/5/16	7080B3DM	Full Body Harness	3564181 3564177 3564171 3564170 3564167 3564175 3564168 3564172 3564179 3564178 3564174 3564176	Pass

Test Witness Signature: Jeff Blackford Technician Mechanical Laboratory	(Signed for and on behalf of Exova-OCM) 	
---	---	---

Approval Signature: Thomas J. (Tom) Parsons Manager Quality / Technical Services	(Signed for and on behalf of Exova-OCM) 	
--	--	---

This attestation shall not be reproduced except in full, without the written approval of Exova-OCM. The laboratory has witnessed the testing the material / items supplied by the client as sampled by the client. The testing is not within Exova OCM's L.A.B scope of testing and was not performed at Exova OCM.



FallTech Test Report

Test Report Number	PC-0966	Date	10/5/2016	Rev		Rev Date	
Report Prepared For	FallTech						
Initiated By	Dan Redden	Test Specification	ANSI Z359.11-2014 4.3.5, 4.3.3, 4.3.6, 4.3.7				
Base Part #	7080B3DM	Description	Full Body Harness				
Proposed Part #	N/A	Built By Whom	Production	BOM	No		
Test Request #	PC-0966	Date Received	10/3/2016	Date Complete	10/4/2016		
Test Operator	Jay Sponholz	Test Operator	Yesbet Sierra				

Material/Sample Identification

Sample ID	Description
3564181	Full Body Harness
3564177	Full Body Harness
3564171	Full Body Harness
3564170	Full Body Harness
3564167	Full Body Harness
3564175	Full Body Harness
3564168	Full Body Harness
3564172	Full Body Harness
3564179	Full Body Harness
3564178	Full Body Harness
3564174	Full Body Harness
3564176	Full Body Harness

FallTech Test Report

Test Report Number	PC-0966	Date	10/5/2016	Rev		Rev Date	
Report Prepared For	FallTech						
Initiated By	Dan Redden	Test Specification	ANSI Z359.11-2014 4.3.5, 4.3.3, 4.3.6, 4.3.7				
Base Part #	7080B3DM	Description	Full Body Harness				
Proposed Part #	N/A	Built By Whom	Production	BOM	No		
Test Request #	PC-0966	Date Received	10/3/2016	Date Complete	10/4/2016		

Test Summary

Test Specification	Test Criteria		Test Result	Pass/Fail
ANSI Z359.11-2014 4.3.5	Static Strength (Dorsal D-ring)	3600 Lbf \geq 1 Minute	3646.9 Lbf	Pass
	Static Strength (Dorsal D-ring)	Harness Shall Not Release Test Torso	Did Not Release	Pass
	Adjuster Slippage	Slippage \leq 1"	0.19"	Pass
	Tear Distance	Shall Not Tear a Distance Greater Than to Adjacent Eyelet	Did Not Tear Through	Pass
	Tearing	Straps Shall Not Show Any Signs of Tearing	Did Not Tear	Pass
ANSI Z359.11-2014 4.3.5	Static Strength (Dorsal D-ring)	3600 Lbf \geq 1 Minute	3647.5 Lbf	Pass
	Static Strength (Dorsal D-ring)	Harness Shall Not Release Test Torso	Did Not Release	Pass
	Adjuster Slippage	Slippage \leq 1"	0.25"	Pass
	Tear Distance	Shall Not Tear a Distance Greater Than to Adjacent Eyelet	Did Not Tear Through	Pass
	Tearing	Straps Shall Not Show Any Signs of Tearing	Did Not Tear	Pass
ANSI Z359.11-2014 4.3.5	Static Strength (Dorsal D-ring)	3600 Lbf \geq 1 Minute	3655.5 Lbf	Pass
	Static Strength (Dorsal D-ring)	Harness Shall Not Release Test Torso	Did Not Release	Pass
	Adjuster Slippage	Slippage \leq 1"	0.21"	Pass
	Tear Distance	Shall Not Tear a Distance Greater Than to Adjacent Eyelet	Did Not Tear Through	Pass
	Tearing	Straps Shall Not Show Any Signs of Tearing	Did Not Tear	Pass



FallTech Test Report

Test Report Number	PC-0966	Date	10/5/2016	Rev		Rev Date	
Report Prepared For	FallTech						
Initiated By	Dan Redden	Test Specification	ANSI Z359.11-2014 4.3.5, 4.3.3, 4.3.6, 4.3.7				
Base Part #	7080B3DM	Description	Full Body Harness				
Proposed Part #	N/A	Built By Whom	Production	BOM	No		
Test Request #	PC-0966	Date Received	10/3/2016	Date Complete	10/4/2016		

ANSI Z359.11-2014 4.3.5	Static Strength (Side D-ring)	3600 Lbf ≥ 1 Minute	3678.9 Lbf	Pass
	Static Strength (Side D-ring)	Harness Shall Not Release Test Torso	Did Not Release	Pass
	Adjuster Slippage	Slippage ≤ 1"	0.0"	Pass
	Tear Distance	Shall Not Tear a Distance Greater Than to Adjacent Eyelet	Did Not Tear Through	Pass
	Tearing	Straps Shall Not Show Any Signs of Tearing	Did Not Tear	Pass
ANSI Z359.11-2014 4.3.5	Static Strength (Side D-ring)	3600 Lbf ≥ 1 Minute	3647.6 Lbf	Pass
	Static Strength (Side D-ring)	Harness Shall Not Release Test Torso	Did Not Release	Pass
	Adjuster Slippage	Slippage ≤ 1"	0.0"	Pass
	Tear Distance	Shall Not Tear a Distance Greater Than to Adjacent Eyelet	Did Not Tear Through	Pass
	Tearing	Straps Shall Not Show Any Signs of Tearing	Did Not Tear	Pass
ANSI Z359.11-2014 4.3.5	Static Strength (Side D-ring)	3600 Lbf ≥ 1 Minute	3682.7 Lbf	Pass
	Static Strength (Side D-ring)	Harness Shall Not Release Test Torso	Did Not Release	Pass
	Adjuster Slippage	Slippage ≤ 1"	0.0"	Pass
	Tear Distance	Shall Not Tear a Distance Greater Than to Adjacent Eyelet	Did Not Tear Through	Pass
	Tearing	Straps Shall Not Show Any Signs of Tearing	Did Not Tear	Pass

FallTech Test Report

Test Report Number	PC-0966	Date	10/5/2016	Rev		Rev Date	
Report Prepared For	FallTech						
Initiated By	Dan Redden	Test Specification	ANSI Z359.11-2014 4.3.5, 4.3.3, 4.3.6, 4.3.7				
Base Part #	7080B3DM	Description	Full Body Harness				
Proposed Part #	N/A	Built By Whom	Production	BOM	No		
Test Request #	PC-0966	Date Received	10/3/2016	Date Complete	10/4/2016		

ANSI Z359.11-2014 4.3.3	Dynamic Performance Dorsal D-ring (Feet First)	Peak Impact Load ≥ 3600 Lbf	3654.4 Lbf	Pass
	Dynamic Performance Dorsal D-ring (Feet First)	Harness Shall Not Release Test Torso	Did Not Release	Pass
	Dynamic Performance Dorsal D-ring (Feet First)	Remain Suspended for ≥ 5 Minutes	5 Minutes	Pass
	Dynamic Performance Dorsal D-ring (Feet First)	Angle at Rest ≤ 30°	1.8°	Pass
	Dynamic Performance Dorsal D-ring (Feet First)	At Least One Fall Arrest Indicator Shall be Deployed Visibly and Permanently	Visibly and Permanently Deployed	Pass
	Dynamic Performance Dorsal D-ring (Feet First)	Harness Stretch Shall Not Exceed 18"	9.6"	Pass
	ANSI Z359.11-2014 4.3.3	Dynamic Performance Dorsal D-ring (Feet First)	Peak Impact Load ≥ 3600 Lbf	4609.7 Lbf
Dynamic Performance Dorsal D-ring (Feet First)		Harness Shall Not Release Test Torso	Did Not Release	Pass
Dynamic Performance Dorsal D-ring (Feet First)		Remain Suspended for ≥ 5 Minutes	5 Minutes	Pass
Dynamic Performance Dorsal D-ring (Feet First)		Angle at Rest ≤ 30°	1.2°	Pass
Dynamic Performance Dorsal D-ring (Feet First)		At Least One Fall Arrest Indicator Shall be Deployed Visibly and Permanently	Visibly and Permanently Deployed	Pass
Dynamic Performance Dorsal D-ring (Feet First)		Harness Stretch Shall Not Exceed 18"	7.2"	Pass
ANSI Z359.11-2014 4.3.3		Dynamic Performance Dorsal D-ring (Feet First)	Peak Impact Load ≥ 3600 Lbf	4396.9 Lbf
	Dynamic Performance Dorsal D-ring (Feet First)	Harness Shall Not Release Test Torso	Did Not Release	Pass
	Dynamic Performance Dorsal D-ring (Feet First)	Remain Suspended for ≥ 5 Minutes	5 Minutes	Pass
	Dynamic Performance Dorsal D-ring (Feet First)	Angle at Rest ≤ 30°	1.1°	Pass
	Dynamic Performance Dorsal D-ring (Feet First)	At Least One Fall Arrest Indicator Shall be Deployed Visibly and Permanently	Visibly and Permanently Deployed	Pass
	Dynamic Performance Dorsal D-ring (Feet First)	Harness Stretch Shall Not Exceed 18"	9.6"	Pass

FallTech Test Report



Test Report Number	PC-0966	Date	10/5/2016	Rev		Rev Date	
Report Prepared For	FallTech						
Initiated By	Dan Redden	Test Specification	ANSI Z359.11-2014 4.3.5, 4.3.3, 4.3.6, 4.3.7				
Base Part #	7080B3DM	Description	Full Body Harness				
Proposed Part #	N/A	Built By Whom	Production	BOM	No		
Test Request #	PC-0966	Date Received	10/3/2016	Date Complete	10/4/2016		

ANSI Z359.11-2014 4.3.6	Fall Arrest Indicator Test (Doral D-ring)	At Least One Fall Arrest Indicator Shall be Deployed Visibly and Permanently	Visibly and Permanently Deployed	Pass
ANSI Z359.11-2014 4.3.6	Fall Arrest Indicator Test (Doral D-ring)	At Least One Fall Arrest Indicator Shall be Deployed Visibly and Permanently	Visibly and Permanently Deployed	Pass
ANSI Z359.11-2014 4.3.6	Fall Arrest Indicator Test (Doral D-ring)	At Least One Fall Arrest Indicator Shall be Deployed Visibly and Permanently	Visibly and Permanently Deployed	Pass
ANSI Z359.11-2014 4.3.7	Lanyard Parking Attachment Element	Disengagement Load ≤ 120 Lbf	Previously Tested and passed under PC-0722	Pass

Conclusion

FallTech P/N 7080B3DM meets the requirements of ANSI Z359.11-2014.

Report Signatories and Approval

Lab Quality Manager		Date	10/5/2016
Witnessed by		Date	10/4/16



Exova
3883 East Eagle Drive
Anaheim
California
USA
92807

T: +1 (714) 630-3003
F: +1 (714) 630-4443
E: sales@exova.com
W: www.exova.com



Testing. Advising. Assuring.

March 31, 2017

FallTech Testing Laboratory
1306 S. Alameda Street
Compton, CA 90221

Attention: Jay Sponholz
Quality Manager

Subject: **Attestation of Witnessing Testing**
Exova OCM Job # 370370-19
FallTech P.O.: OPEN
Report No.: PC-0966 HF
Base Part No. 7080B3DM
Description: Full Body Harness



Dear Mr. Sponholz:



The purpose of this attestation is to attest to the fact that a representative of Exova OCM was on site at FallTech's facilities to confirm suitability of the equipment used, calibration status of the equipment and to witness testing performed by FallTech employees. Details of this visit are included below:

- Date of Testing:
 - March 29, 2017
- Exova OCM Test Witness:
 - Kevin Ton
- FallTech Test Operators:
 - Yesbet Sierra and Jay Sponholz
- Specification:
 - ANSI Z359.11-2014 Section 4.3.4
- Equipment Calibration Interval
 - 1 year, except weights which are 5 years

Attached to this attestation is the test report generated by FallTech Testing Laboratory. Exova OCM test witness certifies the report accurately presents the testing performed on the samples identified.

Test Report #	Date	Base Part #	Description	Sample ID's	Results
PC-0966 HF	3/30/17	7080B3DM	Full Body Harness	H1 H2 H3	Pass

Test Witness Signature: Kevin Ton Test Technician Mechanical Laboratory	(Signed for and on behalf of Exova-OCM) 	
---	--	---

Approval Signature: Thomas J. (Tom) Parsons Manager Quality / Technical Services	(Signed for and on behalf of Exova-OCM) 	
--	---	---

This attestation shall not be reproduced except in full, without the written approval of Exova-OCM. The laboratory has witnessed the testing the material / items supplied by the client as sampled by the client. The testing is not within Exova OCM's L.A.B scope of testing and was not performed at Exova OCM.



FallTech Test Report

Test Report No.	PC-0966 HF	Rpt. Date	3/30/2017	Rpt. Rev		Rev Date	
Report Prepared For	FallTech						
Initiated By	Dan Redden	Test Specification(s)		ANSI Z359.11-2014; 4.3.4			
Part No.	7080B3DM	Part No. Revision			A		
Part Description	Full Body Harness						
Test Request No.	PC-0966 HF	Date Complete			3/29/2017		
Test Operator(s)	Yesbet Sierra / Jay Sponholz						

Material/Sample Identification

Sample ID	Description
H1	Full Body Harness
H2	Full Body Harness
H3	Full Body Harness

Test Summary

Test Specification	Test Criteria		Test Result	Pass/Fail
ANSI Z359.11-2014 4.3.4	Dynamic Performance Dorsal D-ring (Head First)	Peak Impact Load ≥ 3,600 Lbf	2902.8 Lbf	*
	Dynamic Performance Dorsal D-ring (Head First)	Harness Shall Not Release Test Torso	Did Not Release	Pass
	Dynamic Performance Dorsal D-ring (Head First)	Remain Suspended for ≥ 5 Minutes	5 Minutes	Pass
	Dynamic Performance Dorsal D-ring (Head First)	Angle at Rest ≤ 30°	10.8°	Pass
	Dynamic Performance Dorsal D-ring (Head First)	At Least One Fall Arrest Indicator Shall Be Deployed Visibly and Permanently	Visibly and Permanently Deployed	Pass
ANSI Z359.11-2014 4.3.4	Dynamic Performance Dorsal D-ring (Head First)	Peak Impact Load ≥ 3,600 Lbf	3472.8 Lbf	Pass
	Dynamic Performance Dorsal D-ring (Head First)	Harness Shall Not Release Test Torso	Did Not Release	Pass
	Dynamic Performance Dorsal D-ring (Head First)	Remain Suspended for ≥ 5 Minutes	5 Minutes	Pass
	Dynamic Performance Dorsal D-ring (Head First)	Angle at Rest ≤ 30°	16.0°	Pass
	Dynamic Performance Dorsal D-ring (Head First)	At Least One Fall Arrest Indicator Shall Be Deployed Visibly and Permanently	Visibly and Permanently Deployed	Pass

FallTech Test Report

Test Report No.	PC-0966 HF	Rpt. Date	3/30/2017	Rpt. Rev		Rev Date	
Report Prepared For	FallTech						
Initiated By	Dan Redden	Test Specification(s)	ANSI Z359.11-2014; 4.3.4				
Part No.	7080B3DM	Part No. Revision	A				
Part Description	Full Body Harness						
Test Request No.	PC-0966 HF	Date Complete	3/29/2017				

Test Summary

Test Specification	Test Criteria	Test Result	Pass/Fail	
ANSI Z359.11-2014 4.3.4	Dynamic Performance Dorsal D-ring (Head First)	Peak Impact Load ≥ 3,600 Lbf	2233.9 Lbf	*
	Dynamic Performance Dorsal D-ring (Head First)	Harness Shall Not Release Test Torso	Did Not Release	Pass
	Dynamic Performance Dorsal D-ring (Head First)	Remain Suspended for ≥ 5 Minutes	5 Minutes	Pass
	Dynamic Performance Dorsal D-ring (Head First)	Angle at Rest ≤ 30°	24.6°	Pass
	Dynamic Performance Dorsal D-ring (Head First)	At Least One Fall Arrest Indicator Shall Be Deployed Visibly and Permanently	Visibly and Permanently Deployed	Pass



Conclusion

FallTech P/N 7080B3DM Rev. A meets the requirements of ANSI Z359.11-2014. 4.3.4

Test Exceptions

* Harness has been dynamically tested and subjected to forces of 5,000 Lbs. or more. Energy absorbing properties inherent to the harness prevented residual force readings equal to or greater than the 3,600 Lbs. required by the standard.

Report Signatories and Approval

Lab Quality Manager	Jay Sponholz 	Date	3/30/2017
Witnessed by	Kevin Ton 	Date	4/4/2017