

# Declaration of Conformity

In Accordance with ANSI/ISEA 125-2014



Alexander Andrew, Inc. 1306 S. Alameda St Compton, CA 90221

Declaration #

B0216061a

Declaration Date

2.25.16

Tested Item #

7088BM

FlowTech LTE 3D Construction Belted FBH

Additional Items Conforming Under this Declaration:

7088BS	7088BL	7088BXL	7088B2X	7088B3X
7088BRS	7088BRM	7088BRL	7088BRXL	
7099BS	7099BM	7099BL	7099BXL	

Alexander Andrew, Inc. declares that the product(s) listed above is in conformity with the requirements of the following performance standard(s):

ANSI Z359.11-2014

Conformity Assessment Method in accordance with ANSI/ISEA 125-2014

Level 1

Level 2

Level 3

**Level 1:** FallTech Lab  
Outside the Scope of  
ISO/IEC Standard 17025:2005

**Level 2:** FallTech Lab  
Within the Scope of  
ISO/IEC Standard 17025:2005

**Level 3:** Independent 3rd Party Lab  
accredited to  
ISO/IEC Standard 17025:2005

Supporting  
Documentation

PC-0802 PC-0802HF

Authorized Signature

Name

Dustin Hawkins

Title

VP Business Development

Date

5.4.17

Exova  
3883 East Eagle Drive  
Anaheim  
California  
USA  
92807

T: +1 (714) 630-3003  
F: +1 (714) 630-4443  
E: sales@exova.com  
W: www.exova.com



Testing. Advising. Assuring.

February 26, 2016

FallTech Testing Laboratory  
1306 S. Alameda Street  
Compton, CA 90221

Attention: Jay Sponholz  
Quality Manager

Subject: **Attestation of Witnessing Testing**  
**Exova OCM Job # 360238-4**  
**FallTech P.O.: OPEN**  
**Report No.: PC-0802**  
**Base Part No. 7088BM**  
**Description: Full Body Harness**



Dear Mr. Sponholz:

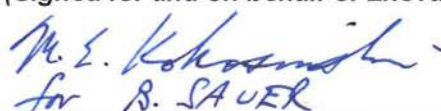

The purpose of this attestation is to attest to the fact that a representative of Exova OCM was on site at FallTech's facilities to confirm suitability of the equipment used, calibration status of the equipment and to witness testing performed by FallTech employees. Details of this visit are included below:

- Dates of Testing:
  - 19, 24 February 2016
- Exova OCM Test Witness:
  - Robert Fortner
- FallTech Test Operators:
  - Yesbet Sierra and Jay Sponholz
- Specification:
  - ANSI Z359.11-2014 Sections 4.3.3, 4.3.5, 4.3.6, 4.3.7
- Equipment Calibration Interval
  - 1 year, except weights which are 5 years

Attached to this attestation is the test report generated by FallTech Testing Laboratory. Exova OCM test witness certifies the report accurately presents the testing performed on the samples identified.

Test Report #	Date	Base Part #	Description	Sample ID's	Results
PC-0802	2/25/2016	7088BM	Full Body Harness	1 2 3 4 5 6 7 8 9 10 11 12	Pass

<b>Test Witness Signature:</b> Robert Fortner Technician Mechanical Laboratory	(Signed for and on behalf of Exova-OCM)  
---	--

<b>Approval Signature:</b> Bruce K. Sauer Technical Director	(Signed for and on behalf of Exova-OCM)  
--	--

<b>Approval Signature:</b> Thomas J. (Tom) Parsons Manager Quality / Technical Services	(Signed for and on behalf of Exova-OCM)  
--	---

This attestation shall not be reproduced except in full, without the written approval of Exova-OCM. The laboratory has witnessed the testing the material / items supplied by the client as sampled by the client. The testing is not within Exova OCM's L.A.B scope of testing and was not performed at Exova OCM.



### FallTech Test Report

<b>Test Report Number</b>	PC-0802	<b>Date</b>	2/25/2016	<b>Rev</b>		<b>Rev Date</b>	
<b>Report Prepared For</b>	FallTech						
<b>Initiated By</b>	Dan Redden	<b>Test Specification</b>	ANSI Z359.11-2014 4.3.5, 4.3.3, 4.3.6, 4.3.7				
<b>Base Part #</b>	7088BM	<b>Description</b>	Full Body Harness				
<b>Proposed Part #</b>	N/A	<b>Built By Whom</b>	Production	<b>BOM</b>	No		
<b>Test Request #</b>	PC-0802	<b>Date Received</b>	1/15/2016	<b>Date Complete</b>	2/24/2016		
<b>Test Operator</b>	Jay Sponholz	<b>Test Operator</b>	Yesbet Sierra				

### Material/Sample Identification

Sample ID	Description
1	Full Body Harness
2	Full Body Harness
3	Full Body Harness
4	Full Body Harness
5	Full Body Harness
6	Full Body Harness
7	Full Body Harness
8	Full Body Harness
9	Full Body Harness
10	Full Body Harness
11	Full Body Harness
12	Full Body Harness

### FallTech Test Report

<b>Test Report Number</b>	PC-0802	<b>Date</b>	2/25/2016	<b>Rev</b>		<b>Rev Date</b>	
<b>Report Prepared For</b>	FallTech						
<b>Initiated By</b>	Dan Redden	<b>Test Specification</b>	ANSI Z359.11-2014 4.3.5, 4.3.3, 4.3.6, 4.3.7				
<b>Base Part #</b>	7088BM	<b>Description</b>	Full Body Harness				
<b>Proposed Part #</b>	N/A	<b>Built By Whom</b>	Production	<b>BOM</b>	No		
<b>Test Request #</b>	PC-0802	<b>Date Received</b>	1/15/2016	<b>Date Complete</b>	2/24/2016		

### Test Summary

Test Specification	Test Criteria	Test Result	Pass/Fail	
ANSI Z359.11-2014 4.3.5	Static Strength (Dorsal D-ring)	3600 Lbf $\geq$ 1 Minute	3626.8 Lbf	Pass
	Static Strength (Dorsal D-ring)	Harness Shall Not Release Test Torso	Did Not Release	Pass
	Adjuster Slippage	Slippage $\leq$ 1"	0.38"	Pass
	Tear Distance	Shall Not Tear a Distance Greater Than to Adjacent Eyelet	Did Not Tear Through	Pass
	Tearing	Straps Shall Not Show Any Signs of Tearing	Did Not Tear	Pass
ANSI Z359.11-2014 4.3.5	Static Strength (Dorsal D-ring)	3600 Lbf $\geq$ 1 Minute	3633.2 Lbf	Pass
	Static Strength (Dorsal D-ring)	Harness Shall Not Release Test Torso	Did Not Release	Pass
	Adjuster Slippage	Slippage $\leq$ 1"	0.35"	Pass
	Tear Distance	Shall Not Tear a Distance Greater Than to Adjacent Eyelet	Did Not Tear Through	Pass
	Tearing	Straps Shall Not Show Any Signs of Tearing	Did Not Tear	Pass
ANSI Z359.11-2014 4.3.5	Static Strength (Dorsal D-ring)	3600 Lbf $\geq$ 1 Minute	3632.6 Lbf	Pass
	Static Strength (Dorsal D-ring)	Harness Shall Not Release Test Torso	Did Not Release	Pass
	Adjuster Slippage	Slippage $\leq$ 1"	0.10"	Pass
	Tear Distance	Shall Not Tear a Distance Greater Than to Adjacent Eyelet	Did Not Tear Through	Pass
	Tearing	Straps Shall Not Show Any Signs of Tearing	Did Not Tear	Pass

### FallTech Test Report

<b>Test Report Number</b>	PC-0802	<b>Date</b>	2/25/2016	<b>Rev</b>		<b>Rev Date</b>	
<b>Report Prepared For</b>	FallTech						
<b>Initiated By</b>	Dan Redden	<b>Test Specification</b>	ANSI Z359.11-2014 4.3.5, 4.3.3, 4.3.6, 4.3.7				
<b>Base Part #</b>	7088BM	<b>Description</b>	Full Body Harness				
<b>Proposed Part #</b>	N/A	<b>Built By Whom</b>	Production	<b>BOM</b>	No		
<b>Test Request #</b>	PC-0802	<b>Date Received</b>	1/15/2016	<b>Date Complete</b>	2/24/2016		

ANSI Z359.11-2014 4.3.5	Static Strength (Side D-ring)	3600 Lbf $\geq$ 1 Minute	3645.2 Lbf	Pass
	Static Strength (Side D-ring)	Harness Shall Not Release Test Torso	Did Not Release	Pass
	Adjuster Slippage	Slippage $\leq$ 1"	0.0"	Pass
	Tear Distance	Shall Not Tear a Distance Greater Than to Adjacent Eyelet	Did Not Tear Through	Pass
	Tearing	Straps Shall Not Show Any Signs of Tearing	Did Not Tear	Pass
ANSI Z359.11-2014 4.3.5	Static Strength (Side D-ring)	3600 Lbf $\geq$ 1 Minute	3639.7 Lbf	Pass
	Static Strength (Side D-ring)	Harness Shall Not Release Test Torso	Did Not Release	Pass
	Adjuster Slippage	Slippage $\leq$ 1"	0.14"	Pass
	Tear Distance	Shall Not Tear a Distance Greater Than to Adjacent Eyelet	Did Not Tear Through	Pass
	Tearing	Straps Shall Not Show Any Signs of Tearing	Did Not Tear	Pass
ANSI Z359.11-2014 4.3.5	Static Strength (Side D-ring)	3600 Lbf $\geq$ 1 Minute	3652.4 Lbf	Pass
	Static Strength (Side D-ring)	Harness Shall Not Release Test Torso	Did Not Release	Pass
	Adjuster Slippage	Slippage $\leq$ 1"	0.0"	Pass
	Tear Distance	Shall Not Tear a Distance Greater Than to Adjacent Eyelet	Did Not Tear Through	Pass
	Tearing	Straps Shall Not Show Any Signs of Tearing	Did Not Tear	Pass

### FallTech Test Report

<b>Test Report Number</b>	PC-0802	<b>Date</b>	2/25/2016	<b>Rev</b>		<b>Rev Date</b>	
<b>Report Prepared For</b>	FallTech						
<b>Initiated By</b>	Dan Redden	<b>Test Specification</b>	ANSI Z359.11-2014 4.3.5, 4.3.3, 4.3.6, 4.3.7				
<b>Base Part #</b>	7088BM	<b>Description</b>	Full Body Harness				
<b>Proposed Part #</b>	N/A	<b>Built By Whom</b>	Production	<b>BOM</b>	No		
<b>Test Request #</b>	PC-0802	<b>Date Received</b>	1/15/2016	<b>Date Complete</b>	2/24/2016		

ANSI Z359.11-2014 4.3.3	Dynamic Performance Dorsal D-ring (Feet First)	Peak Impact Load ≥ 3600 Lbf	4153.2 Lbf	Pass
	Dynamic Performance Dorsal D-ring (Feet First)	Harness Shall Not Release Test Torso	Did Not Release	Pass
	Dynamic Performance Dorsal D-ring (Feet First)	Remain Suspended for ≥ 5 Minutes	5 Minutes	Pass
	Dynamic Performance Dorsal D-ring (Feet First)	Angle at Rest ≤ 30°	5.75°	Pass
	Dynamic Performance Dorsal D-ring (Feet First)	At Least One Fall Arrest Indicator Shall be Deployed Visibly and Permanently	Visibly and Permanently Deployed	Pass
	Dynamic Performance Dorsal D-ring (Feet First)	Harness Stretch Shall Not Exceed 18"	6.98"	Pass
ANSI Z359.11-2014 4.3.3	Dynamic Performance Dorsal D-ring (Feet First)	Peak Impact Load ≥ 3600 Lbf	4263.3 Lbf	Pass
	Dynamic Performance Dorsal D-ring (Feet First)	Harness Shall Not Release Test Torso	Did Not Release	Pass
	Dynamic Performance Dorsal D-ring (Feet First)	Remain Suspended for ≥ 5 Minutes	5 Minutes	Pass
	Dynamic Performance Dorsal D-ring (Feet First)	Angle at Rest ≤ 30°	6.2°	Pass
	Dynamic Performance Dorsal D-ring (Feet First)	At Least One Fall Arrest Indicator Shall be Deployed Visibly and Permanently	Visibly and Permanently Deployed	Pass
	Dynamic Performance Dorsal D-ring (Feet First)	Harness Stretch Shall Not Exceed 18"	9.24"	Pass
ANSI Z359.11-2014 4.3.3	Dynamic Performance Dorsal D-ring (Feet First)	Peak Impact Load ≥ 3600 Lbf	4085.7 Lbf	Pass
	Dynamic Performance Dorsal D-ring (Feet First)	Harness Shall Not Release Test Torso	Did Not Release	Pass
	Dynamic Performance Dorsal D-ring (Feet First)	Remain Suspended for ≥ 5 Minutes	5 Minutes	Pass
	Dynamic Performance Dorsal D-ring (Feet First)	Angle at Rest ≤ 30°	5.45°	Pass
	Dynamic Performance Dorsal D-ring (Feet First)	At Least One Fall Arrest Indicator Shall be Deployed Visibly and Permanently	Visibly and Permanently Deployed	Pass
	Dynamic Performance Dorsal D-ring (Feet First)	Harness Stretch Shall Not Exceed 18"	7.80"	Pass

FallTech Test Report					
Test Report Number	PC-0802	Date	2/25/2016	Rev	Rev Date
Report Prepared For	FallTech				
Initiated By	Dan Redden	Test Specification	ANSI Z359.11-2014 4.3.5, 4.3.3, 4.3.6, 4.3.7		
Base Part #	7088BM	Description	Full Body Harness		
Proposed Part #	N/A	Built By Whom	Production	BOM	No
Test Request #	PC-0802	Date Received	1/15/2016	Date Complete	2/24/2016

ANSI Z359.11-2014 4.3.6	Fall Arrest Indicator Test (Doral D-ring)	At Least One Fall Arrest Indicator Shall be Deployed Visibly and Permanently	Visibly and Permanently Deployed	Pass
ANSI Z359.11-2014 4.3.6	Fall Arrest Indicator Test (Doral D-ring)	At Least One Fall Arrest Indicator Shall be Deployed Visibly and Permanently	Visibly and Permanently Deployed	Pass
ANSI Z359.11-2014 4.3.6	Fall Arrest Indicator Test (Doral D-ring)	At Least One Fall Arrest Indicator Shall be Deployed Visibly and Permanently	Visibly and Permanently Deployed	Pass
ANSI Z359.11-2014 4.3.7	Lanyard Parking Attachment Element	Disengagement Load ≤ 120 Lbf	Previously Tested and passed under PC-0606	Pass

Conclusion	
FallTech P/N 7088BM meets the requirements of ANSI Z359.11-2014.	

Report Signatories and Approval			
Lab Quality Manager	<i>Jay Spornholz</i>	Date	2/25/2016
Witnessed by	<i>Robert Foster</i>	Date	2/26/16



Exova  
3883 East Eagle Drive  
Anaheim  
California  
USA  
92807

T: +1 (714) 630-3003  
F: +1 (714) 630-4443  
E: sales@exova.com  
W: www.exova.com



Testing. Advising. Assuring.

March 31, 2017

FallTech Testing Laboratory  
1306 S. Alameda Street  
Compton, CA 90221

Attention: Jay Sponholz  
Quality Manager

Subject: **Attestation of Witnessing Testing**  
**Exova OCM Job # 370370-3**  
**FallTech P.O.: OPEN**  
**Report No.: PC-0802 HF**  
**Base Part No. 7088BM**  
**Description: Full Body Harness**



Dear Mr. Sponholz:



The purpose of this attestation is to attest to the fact that a representative of Exova OCM was on site at FallTech's facilities to confirm suitability of the equipment used, calibration status of the equipment and to witness testing performed by FallTech employees. Details of this visit are included below:

- Date of Testing:
  - March 30, 2017
- Exova OCM Test Witness:
  - Kevin Ton
- FallTech Test Operators:
  - Yesbet Sierra and Jay Sponholz
- Specification:
  - ANSI Z359.11-2014 Section 4.3.4
- Equipment Calibration Interval
  - 1 year, except weights which are 5 years

Attached to this attestation is the test report generated by FallTech Testing Laboratory. Exova OCM test witness certifies the report accurately presents the testing performed on the samples identified.

Test Report #	Date	Base Part #	Description	Sample ID's	Results
PC-0802 HF	3/30/17	7088BM	Full Body Harness	H1 H2 H3	Pass

<b>Test Witness Signature:</b> Kevin Ton Test Technician Mechanical Laboratory	<i>(Signed for and on behalf of Exova-OCM)</i> 	
---	---	---

<b>Approval Signature:</b> Thomas J. (Tom) Parsons Manager Quality / Technical Services	<i>(Signed for and on behalf of Exova-OCM)</i> 	
--	---	---

This attestation shall not be reproduced except in full, without the written approval of Exova-OCM. The laboratory has witnessed the testing the material / items supplied by the client as sampled by the client. The testing is not within Exova OCM's L.A.B scope of testing and was not performed at Exova OCM.



**LABORATORY ACCREDITATION BUREAU** a division of AS-B  
**ACCREDITED** ISO/IEC 17025  
Certificate # L2195 Testing

### FallTech Test Report

<b>Test Report No.</b>	PC-0802 HF	<b>Rpt. Date</b>	3/30/2017	<b>Rpt. Rev</b>		<b>Rev Date</b>	
<b>Report Prepared For</b>	FallTech						
<b>Initiated By</b>	Dan Redden	<b>Test Specification(s)</b>		ANSI Z359.11-2014; 4.3.4			
<b>Part No.</b>	7088BM	<b>Part No. Revision</b>			A		
<b>Part Description</b>	Full Body Harness						
<b>Test Request No.</b>	PC-0802 HF	<b>Date Complete</b>			3/30/2017		
<b>Test Operator(s)</b>	Yesbet Sierra / Jay Sponholz						

### Material/Sample Identification

Sample ID	Description
H1	Full Body Harness
H2	Full Body Harness
H3	Full Body Harness

### Test Summary

Test Specification	Test Criteria		Test Result	Pass/Fail
ANSI Z359.11-2014 4.3.4	Dynamic Performance Dorsal D-ring (Head First)	Peak Impact Load ≥ 3,600 Lbf	2893.0 Lbf	*
	Dynamic Performance Dorsal D-ring (Head First)	Harness Shall Not Release Test Torso	Did Not Release	Pass
	Dynamic Performance Dorsal D-ring (Head First)	Remain Suspended for ≥ 5 Minutes	5 Minutes	Pass
	Dynamic Performance Dorsal D-ring (Head First)	Angle at Rest ≤ 30°	12.6°	Pass
	Dynamic Performance Dorsal D-ring (Head First)	At Least One Fall Arrest Indicator Shall Be Deployed Visibly and Permanently	Visibly and Permanently Deployed	Pass
ANSI Z359.11-2014 4.3.4	Dynamic Performance Dorsal D-ring (Head First)	Peak Impact Load ≥ 3,600 Lbf	4037.8 Lbf	Pass
	Dynamic Performance Dorsal D-ring (Head First)	Harness Shall Not Release Test Torso	Did Not Release	Pass
	Dynamic Performance Dorsal D-ring (Head First)	Remain Suspended for ≥ 5 Minutes	5 Minutes	Pass
	Dynamic Performance Dorsal D-ring (Head First)	Angle at Rest ≤ 30°	28.8°	Pass
	Dynamic Performance Dorsal D-ring (Head First)	At Least One Fall Arrest Indicator Shall Be Deployed Visibly and Permanently	Visibly and Permanently Deployed	Pass

### FallTech Test Report

Test Report No.	PC-0802 HF	Rpt. Date	3/30/2017	Rpt. Rev		Rev Date	
Report Prepared For	FallTech						
Initiated By	Dan Redden	Test Specification(s)	ANSI Z359.11-2014; 4.3.4				
Part No.	7088BM	Part No. Revision	A				
Part Description	Full Body Harness						
Test Request No.	PC-0802 HF	Date Complete	3/30/2017				

### Test Summary

Test Specification	Test Criteria	Test Result	Pass/Fail
ANSI Z359.11-2014 4.3.4	Dynamic Performance Dorsal D-ring (Head First)	Peak Impact Load ≥ 3,600 Lbf	2185.6 Lbf *
	Dynamic Performance Dorsal D-ring (Head First)	Harness Shall Not Release Test Torso	Did Not Release Pass
	Dynamic Performance Dorsal D-ring (Head First)	Remain Suspended for ≥ 5 Minutes	5 Minutes Pass
	Dynamic Performance Dorsal D-ring (Head First)	Angle at Rest ≤ 30°	9.5° Pass
	Dynamic Performance Dorsal D-ring (Head First)	At Least One Fall Arrest Indicator Shall Be Deployed Visibly and Permanently	Visibly and Permanently Deployed Pass



### Conclusion

FallTech P/N 7088BM Rev. A meets the requirements of ANSI Z359.11-2014. 4.3.4

### Test Exceptions

\* Harness has been dynamically tested and subjected to forces of 5,000 Lbs. or more. Energy absorbing properties inherent to the harness prevented residual force readings equal to or greater than the 3,600 Lbs. required by the standard.

### Report Signatories and Approval

Lab Quality Manager	Jay Sponholz 	Date	3/30/2017
Witnessed by	Kevin Ton 	Date	4/4/2017