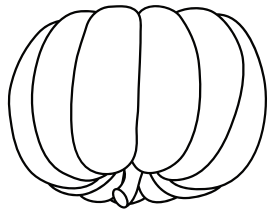


THANKSGIVING TABLE PLACE CARDS

First, color the pictures and print the name of each guest on the line.
Next, cut them out (with a adult's help if necessary) following the dotted lines.
Then, fold each one and set it on each place setting.


Happy Thanksgiving!



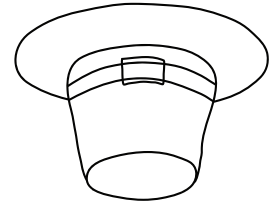
FOLD

Reserved for

Happy Thanksgiving!




Happy Thanksgiving!



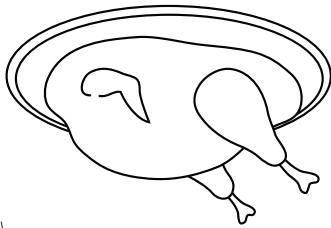
FOLD

Reserved for

Happy Thanksgiving!



Happy Thanksgiving!



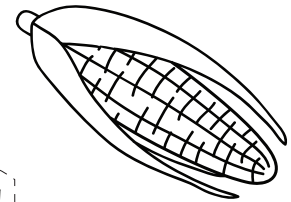
FOLD

Reserved for

Happy Thanksgiving!



Happy Thanksgiving!



FOLD

Reserved for

Happy Thanksgiving!

