

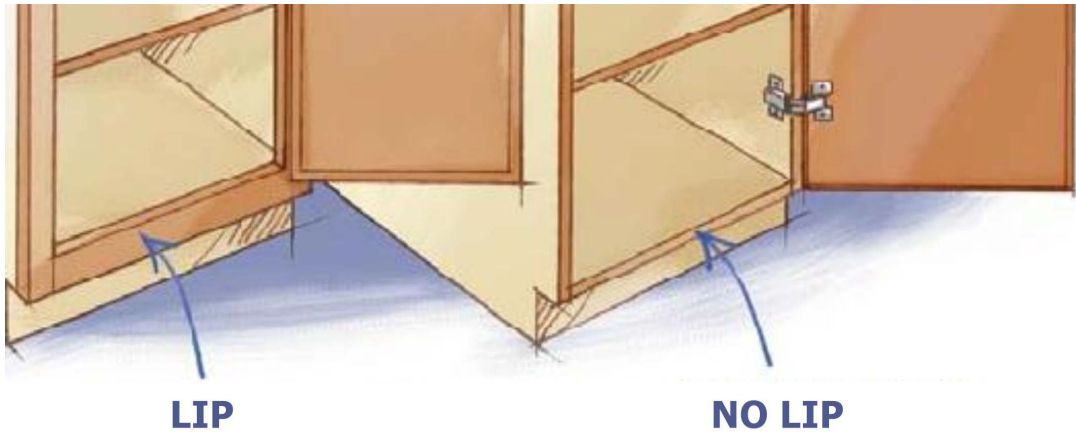
Shelf Measurement Instructions For Sliding Spice Racks:

Accurate measurement is important to ensure that your new spice racks work for your cabinet / shelf.

Once you complete your measurements, you can shop directly at www.design2rave.com for the sliding spice racks you would like based on your shelf depth. These instructions will guide you on how to determine which standard spice racks will fit on your shelf.

Please note: I can also produce custom sized sliding spice racks and also produce in custom woods on request.

Step One: Does your shelf have a lip that rises up above the shelf?



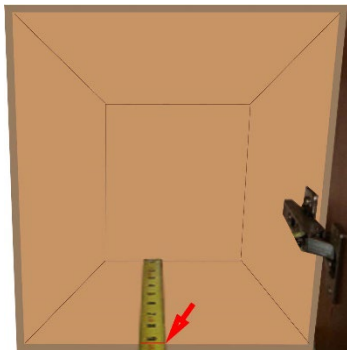
If there is NO LIP, use the measurement instructions on page 2.

If there is a LIP, use the measurement instruction on page 3.

Measurements:

Shelf Depth	Inch
Shelf Width at Narrowest Point	Inch
Shelf Height	Inch

Shelf Depth: from back of shelf to the front of the closed door (or edge of shelf if no door)



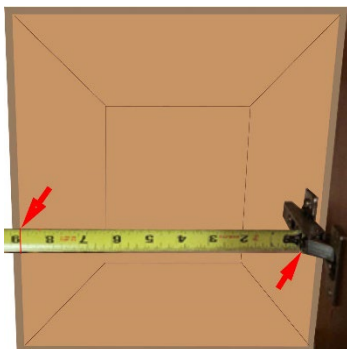
If the back of the cabinet has loose wires, or a block of wood, measure from in front of it, as the spice rack must sit flat on the shelf.

Do not order a Spice Rack that is deeper than your shelf. If suitable depth spice racks not available, contact me.

Standard Spice Rack Depths:

- 10.75" For shelves 10.75" to 12.5" Deep
- 12.75" For shelves 12.75" to 14.5" Deep
- 14.75" For shelves 14.75" to 16.5" Deep

Shelf Width at Narrowest Point: measure the narrowest opening to ensure that once installed, the spice racks can fully extend without bumping into the door, hinges, or frame.



Shelf width determines how many sliding spice racks you can fit on the shelf.

Ensure installed width (see formula below) is no wider than the Shelf Width at Narrowest point


Standard Spice Rack Widths:

- 2 ⁵/₈" (one standard spice bottle)
- 4 ⁵/₈" (two standard spice bottles)

$$\underline{\hspace{2cm}} + \underline{\hspace{2cm}} + \underline{\hspace{2cm}} + \underline{\hspace{2cm}} = \underline{\hspace{2cm}}$$

Rack Width
Rack Width
Rack Width
Rack Width
Installed Width

Shelf Height: from top of shelf to bottom of shelf above it.



Minimum Shelf Height for two layer spice racks (with mounting board)

9.5" to accommodate short spice bottles on top layer

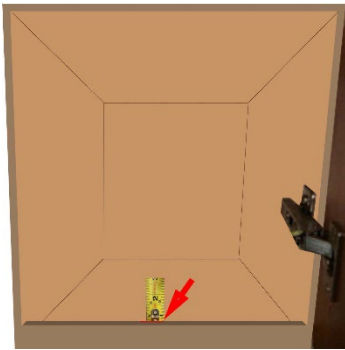
11.5" to accommodate standard spice bottles on top layer

SHELF MEASUREMENT INSTRUCTIONS – WITH SHELF LIP

Measurements:

Shelf Lip Height	Inch
Shelf Depth to Outside Lip	Inch
Shelf Depth to Inside Lip	Inch
Shelf Width at Narrowest Point	Inch
Shelf Height	Inch

Shelf Lip Height: from top of shelf to top of lip

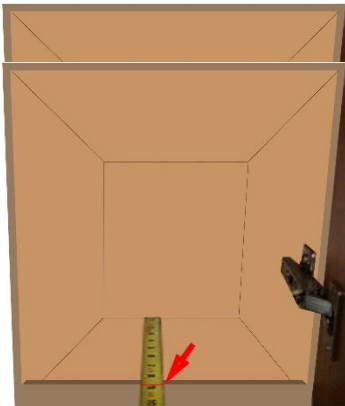


When a shelf has a lip a custom mounting board is required to ensure that the sliding spice racks clear the lip when they slide out.

Standard Custom Mounting Board heights:

- 0.22" Modular Mounting Board Height
- If greater than 0.22" you will need to order a 0.70" custom mounting board.

Shelf Depth to Inside Lip: from back of shelf to the back (interior) of the shelf lip



This will determine the maximum depth of your sliding spice rack.

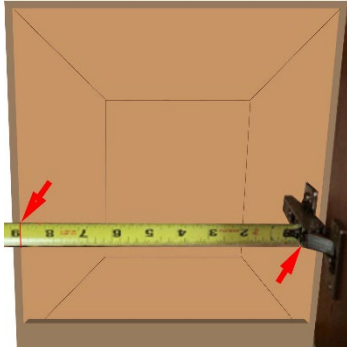
If the back of the cabinet has loose wires, or a block of wood, measure from in front of it, as the spice rack must sit flat on the shelf.

Do not order a Spice Rack that is deeper than your shelf. If suitable depth spice racks not available, contact me.

Standard Spice Rack Depths:

- 10.75" For shelves 10.75" to 12.5" Deep
- 12.75" For shelves 12.75" to 14.5" Deep
- 14.75" For shelves 14.75" to 16.5" Deep

Shelf Width at Narrowest Point: measure the narrowest opening to ensure that once installed, the spice racks can fully extend without bumping into the door, hinges, or frame.



Shelf width determines how many sliding spice racks you can fit on the shelf.

Ensure Installed Width (see formula below) is no wider than the Shelf Width at Narrowest point

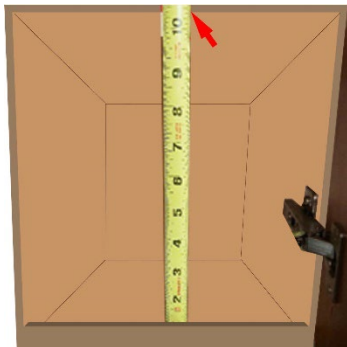
Standard Spice Rack Widths:

$2 \frac{5}{8}$ " (one standard spice bottle)

$4 \frac{5}{8}$ " (two standard spice bottles)

$$\frac{\text{Rack Width}}{\text{Rack Width}} + \frac{\text{Rack Width}}{\text{Rack Width}} + \frac{\text{Rack Width}}{\text{Rack Width}} + \frac{\text{Rack Width}}{\text{Rack Width}} = \frac{\text{Installed Width}}{\text{Installed Width}}$$

Shelf Height from top of shelf to bottom of shelf above it.



Note: Measurement is from the top of the shelf, not the top of the lip.

Minimum Shelf Height for two layer spice racks (with mounting board)

9.5" to accommodate short spice bottles on top layer

11.5" to accommodate standard spice bottles on top layer