

# Hydrate Nourish & Glow

WITH BEDEW SKIN

Welcome!!

Below you'll find a list of all the products in the range and their properties to help you to decide which ones you'd like to include in your routine.

We then have your Bedew Skin 4 week plan which details morning routine, evening routine and your *Glow Days*

*Glow days are when we spend a bit longer on our evening routine, adding in exfoliation & masking to remove dead skin cells and keep fresh & prepared for the rest of the products to keep skin glowing! Arrange your week so that they fall on days that work best for you using the planner as a guide.*

Not every skin needs every product, but there are certain products we recommend everyone includes to ensure we hit all the bases to deeply cleanse, exfoliate, hydrate & protect which is our 'Essentials Kit' and are identified on the chart below.

If you already have a routine that works for you and just want to add in 1 or 2 products - that's great too! Just find your concern below to see which help support your goals! As always, reach out if you need support and I LOVE seeing your progress pictures, so please keep me updated!

Rachael ✨ ✨ ✨



# a bit about

## BEDEW SKIN

My name is Rachael and I started formulating our products in 2018 to try to manage my own skin which was combination/acne prone & extremely congested. skin. I had tried everything from high end products to prescriptions and felt so deflated & frustrated that my skin would get worse or id have to compromise on having a healthy looking glow or clearing up breakouts.

My background as an advanced skin care practitioner alongside former role as a clinical research analyst in wound care (but also as someone who goes through this daily myself) gave me the experience, the passion & first hand knowledge to create a regime with effective formulations that may not smell like sweets, may not look like a glittery unicorn - but that WORK.

I use the products day and night myself to manage my skin, showcasing them on Instagram so customers have full transparency and confidence by seeing the day to day use first hand.

Since the launch of Bedew we have seen amazing results and have had mind blowing feedback from Bedewers all over the UK and now internationally!

Our goal is to introduce you to a self care routine that you love and look forward to and that gives you your inner & outer glow back!



# B

# THE PRODUCTS









































































	ESSENTIAL STEP FOR ALL SKINS	BRIGHTEN	BREAKOUTS	PIE/PIH	DULL SKIN	DRY SKIN	OIL CONTROL	DEHYDRATED SKIN	REDNESS / IRRITATION	EXFOLIATE / CELL TURNOVER	ELASTICITY / FIRMING / FINE LINES	ANTIOXIDANT / PROTECTION FROM EXTERNAL STRESSORS
THE ALMOND OIL CLEANSER	✓	✓	✓		✓	✓	✓		✓		✓	
THE INSTANT ENZYME PEEL	✓	✓	✓		✓	✓	✓			✓	✓	
THE HYALURONIC HYDRATOR	✓	✓	✓	✓	✓	✓	✓	✓	✓		✓	✓
THE MOISTURISER	✓		✓			✓	✓		✓			
SPF	✓		✓	✓							✓	✓
THE NIGHT SERUM		✓		✓	✓		✓			✓	✓	
THE EPIDERMAL VITAMIN MIST				✓	✓	✓	✓	✓			✓	✓
THE PINK CLAY GLOW UP MASK		✓	✓		✓	✓			✓		✓	
THE MINERAL MUD MASK			✓				✓		✓		✓	✓



# B

# THE ROUTINE

SUNDAY	MONDAY	TUESDAY	WEDNESDAY	THURSDAY	FRIDAY	SATURDAY
 	 	 	 	 	 	 
 	 	 	 	 	 	 
 	 	 	 	 	 	 
 	 	 	 	 	 	 
 	 	 	 	 	 	 



## Morning

Cold Water Bedew Cloth Cleanse  
Epidermal Vitamin Mist  
Hyaluronic Hydrator  
The Moisturiser  
SPF



## Evening

Double Almond Oil Cleanse  
The Night Serum  
Epidermal Vitamin Mist  
The Hyaluronic Hydrator  
The Moisturiser



## Glow Day

Double Almond Oil Cleanse  
Velus Hair Removal  
The Instant Enzyme Peel  
Mask  
Epidermal Vitamin Mist  
The Night Serum  
The Hyaluronic Hydrator  
The Moisturiser

If you are starting out with a whole new routine we recommend The Essentials Kit which can be purchased in our larger 100ml jars or the smaller Exclusive Travel Packaging and build on your routine as needed. Our Instagram is full to the brim of video routines, results and guidance!

### Caitlin Herbert



2022-12-17

Love this product! Feels so nice on your skin and gets your makeup off so quick! Skin looks so much better since using this!

### Ellen



2022-10-30

Only been using bedew products a short while but will definitely be continuing with these! The almond oil cleanser is a game changer for removing make up and leaving skin glowing. The peel works wonders too at removing any dead skin and leaves your skin feeling amazing! New favourite products, would definitely recommend.

### Lyndsey Paul



2022-10-25

I've been using the bedew essential kit religiously since April 2022 and I can't begin to explain the difference and the confidence I now have in my own skin! It all started with discovering bedew on Instagram and seeing the results of others which made me want to give this a try and I'm so glad I did! The almond oil cleanser is like no other, I have very sensitive skin which breaks out if I use

have been using bedew on and off for a good year now. When I first used the essentials kit my skin had a glowy feel and look to it. I got complimented on how good my skin looked. Then I started slacking in my routines and it has started to show. Skin became patchy, irritated and red blotches. Now the weather is becoming colder and having the heating on more I can feel a unhealthy tightness to face. Safe to say I am ready to get back to my healthy, hydrating bedew skin care regime!

### Hannah Docherty



2022-08-20

Hands down the best skincare around. It's the only skincare that keeps my skin clean and hydrated. I'm really prone to normal breakouts and this brand really helps me fight that.

### Gem Campbell



2022-06-20

I've been using Bedew Almond Oil Cleanser since October last year and in the months following I added the rest of the Bedew essentials! My breakouts have been managed, my skin is bright & fresh and I'm confident to go bare skin everyday! This kit is perfect, it's got everything you

### Angelique



2022-10-25

Bought this after my daughter begged me to use it. She's hooked. Didn't quite believe her but... wow!! Amazing. That's it... it's going to be my new "go-to" product from now. Great results in a short space of time! Thank you

### Emily



2022-10-14

I have suffered for so long with spot prone, dry, Red itchy patchy skin and this cleanser is the only thing that has ever calmed it down and stopped it from drying out too! I can't rate this product enough. And it lasts a long time too :)

### Rosie



2022-10-05

I love the almond oil cleanser, it's removes make up with such ease and it makes the routine so quick! It also leaves skin feeling nourished and soft, I would definitely recommend!

### Emma



2022-09-29

The almond oil cleanser has got to be



2022-10-25

I'm obsessed with how my skin looks and feels using these products. So refreshed and glowing, I love!!

I still get occasional hormonal breakouts but the pink clay helps clear them up so quickly.

### Lucy



2022-08-16

Every cleanser or skincare product I have used has irritated my skin and caused nasty breakouts! Thank you so much for creating Bedew, I'm in love with the almond oil cleanser, it's done wonders for my skin. My acne has cleared up and I feel so much more confident not wearing makeup.

Grateful ❤️

### Chloe Bethel



2022-05-30

By far the most amazing skin care kit! I've suffered for so long with hormonal acne. Nothing would clear it! Nothing would make my skin feel clean or look nice. Since using bedew my face is clearer. My skin is glowing. I still have my break outs now and

### Sarah



2022-10-25

I came across Bedew Skin whilst scrolling through Instagram one day and I am so glad that I did. Their almond cleanser is fantastic, it makes my skin feel so soft and hydrated after I've used it. I have also noticed that when I do have a breakout, that the spots seem to die down quite quickly now. I definitely won't be using anything else.

### Lauren



2022-10-14

This cleanser has done wonders for my skin. I have suffered with acne and oily skin for many years and this is by far the best I have used (and I've tried a lot of products!). I thought it was a bit strange at first using a product with oil in it as my skin is already very oily but it has really helped! My skin is a lot more even and brighter now.

### Paula



2022-10-04

Cleanse without leaving my skin dry and irritated! ❤️

### Rebecca Betts



about buying these products just do it you won't regret it 😊

### Hannah Morrison



2022-08-31

Absolutely love this skincare range and cannot be without it now. I first started using in Feb and have not missed a day since. Never again will I use a face wipe. The moisturiser is my fav after spending years trying to find one that actually hydrated my skin for longer than 10mins. Now my skin looks and feels healthy, fresh and glowing all day long with or without makeup! Love love love.

### Holly



2022-07-04

I have been using bedew since March and was abit on the fence at first with the almond cleanser but I stayed persistent and carried on with that and the rest of the kit and I just want to say my skin is the best it has ever been! As a sufferer of acne (plus old acne scares) it has cleared my skin up unbelievably + with the help of the sun as well. The most confident I have been in my skin in years everyone always tells me how glowing and happy I look. Thankyou 💕

### Wendy

### Donna Gamble



2022-10-25

I can't recommend this oil cleanser enough. As well as exfoliating and cleansing, the product hydrates and illuminates. It really does have so many properties and will change the way you take care of your skin!

### Amv



2022-10-23

I have suffered from hormonal acne for many years due to me having polycystic ovaries. I have been trying a range of products as well as visiting many skin therapists for regular treatments such as dermapen, peels etc. Nothing seemed to work until I came across the Bedew products on Instagram, absolute game changer. The almond cleanser leaves my face feeling so clean and hydrated, the products are not harsh at all. I also regularly use the serum and moisturiser and once a week the pink clay mask. Having used these now for nearly a year I can honestly say I wouldn't use anything else now!!

### Sophie



2022-10-10



2022-08-30

I originally brought the essentials kits in Aug 2021 after having a facial with Rachael. I have used nothing but Bedew ever since. My skin is hydrated and glowing, if I get the odd spot the cell turnover is so much quicker than before. I swear by this skincare! I will always recommend to friends/family!

### Laura



2022-06-30

Amazing products! It is honestly the best thing I ever did for my skin deciding to buy this essentials kit! My skin has never felt so good! Thank you!!

### Shana



2022-05-03

I rarely leave reviews but I had to for these products. I've never fallen in love with skin products so quickly!

I'm so glad I found Bedew and even when ordering I thought, this might be more products that are just gonna sit in the bathroom cabinet. After years of trying everything and spending a fortune I checked out their Instagram, read all the reviews and watched all of the videos



# THE ALMOND OIL CLEANSER



## WHAT DOES IT DO?

The Almond Oil Cleanser was formulated to thoroughly but gently remove makeup, excess oil and dirt from the skin without leaving it feeling tight and irritated. This formulation helps to soothe, nourish, lock in moisture and keep skin bright and fresh thorough the use of enzymes and a low percentage of willow bark extract. This is not a cleanser that just washes down the drain, it puts in the work! Warning - the feeling is addictive!

## STAR INGREDIENTS

- Sweet Almond Oil
- Colloidal Oat
- Olive Squalane
- Willow Bark Extract
- Papaya Enzyme



## HOW TO USE IT

Take a pea sized amount of cleanser into your hands and massage into the skin for 30 seconds. Add a small amount of water to your hands and massage the skin for 10 additional seconds to activate the clays.. Soak the Bedew Cleansing Cloth and use this to remove the product. Ensure it is thoroughly removed by rinsing the cloth and going over the skin again if necessary.

## TOP TIPS

- There is no need to use micellar water/wipes or a separate makeup remover - apply over your makeup to remove it
- If your skin needs a boost, leave the Almond Oil Cleanser on as a mask for 20 mins before removal
- Do not allow any water to get into your product jar
- Follow with a second cleanse if necessary (this can be a second oil cleanse or a another cleanser of your choice)

# THE PINK CLAY GLOW-UP MASK

## WHAT DOES IT DO?

The Pink Clay Glow Up Mask is a healing, purifying and moisturising mask, which helps to soothe redness, soften skin and absorb excess oils. Clay masks can sometimes leave the skin feeling dry and tight, whereas this product is thick, creamy and non-irritating leaving skin feeling smooth, soft and glowing.



## STAR INGREDIENTS

- Kaolin
- Oat Powder
- Allatonin
- French Pink Clay

## HOW TO USE IT

Using the Bedew Mask Brush, apply an even layer of product to clean skin. Leave the product to for 15-20 mins or longer if desired. Remove the mask by soaking the Bedew Cleansing cloth and wiping over the skin.

For use twice a week or as needed.

## TOP TIPS

- Apply a few drops of hyaluronic hydrator serum to a tbsp of mask, and mix together before applying for a more intense hydration boost!
- Apply your mask after using the enzyme peel for best results.
- Use the mask as an overnight spot treatment as and when needed. It is great when a breakout pops up. Just apply to the affected area to help with redness, inflammation and healing overnight.



# THE MINERAL MUD MASK



## WHAT DOES IT DO?

The Mineral Mud mask is a detoxifying spa treatment for the skin working hard to firm, increase circulation, reduce puffiness and reduce oxidative stress. This mask is great for oil control at those times of the month where you need an extra hand.

## STAR INGREDIENTS

- Dead sea mineral mud
- Arnica
- Rice Bran Oil
- Vitamin E

## HOW TO USE IT

Using the Bedew Mask Brush, apply an even layer of product to clean skin. Leave the product to for 15-20 mins or longer if desired. Remove the mask by adding water to your palms and massaging until it turns into a paste. Soak the Bedew Cleansing cloth and wipe over the skin to remove. For use twice a week or as needed.

## TOP TIPS

- Apply a few drops of night serum to a tbsp of mask, and mix together before applying for a more more intense skin pick me up.
- Apply your mask after using the enzyme peel for best results.



# THE INSTANT ENZYME PEEL



## WHAT DOES IT DO?

The Instant Enzyme Peel is a gentle but thorough method of exfoliation which is vital for skin health. The enzymes work by eating away at dead cells on the surface of the skin. This method of exfoliation is gentle enough for sensitive/reactive/acne prone skins. As well as leaving skin soft and smooth, it has brightening ingredients and powerful antioxidants which give you the GLOW.

## STAR INGREDIENTS

- Green Tea
- Mango Powder
- Pineapple Extract

## HOW TO USE IT

Using the Bedew Peel brush, apply an even layer of product to dry skin after cleansing. Leave the product to dry for 15-20 or longer if needed. Rub the skin in circular motions until the product starts to come away and 'bits' of dead skin and product form on the skin. Remove any excess by wetting the cleansing cloth and wiping over the area. Use the peel after cleansing in the evening twice a week.

## TOP TIPS

- For a more thorough exfoliation, apply a second layer of peel once the first layer is dry
- Rubbing in circles is the most effective method of removal, however if your skin is too sensitive for this, simply remove with the cleansing cloth once dry
- If the peel is still wet after 20 mins, leave longer until dry as the layer may be a little too thick
- A slight sensation is normal however extreme redness or burning is not and the product should be removed with water

# THE HYALURONIC HYDRATOR



## WHAT DOES IT DO?

This is the ultimate hydrating and repairing serum formulated with softening and nourishing ingredients, designed to quench thirsty/dehydrated skin. With manuka honey working as an anti-inflammatory, it also works to improve redness and irritation in the skin. Phyto-biotic blueberry has anti-ageing benefits and is rich in essential fatty acids and phyto-nutrients to keep skin plump and healthy. This is glowing skin in a bottle!

## STAR INGREDIENTS

- Hyaluronic Acid
- Blueberry Stem Cell
- Manuka Honey
- Pearl Extract



## HOW TO USE IT

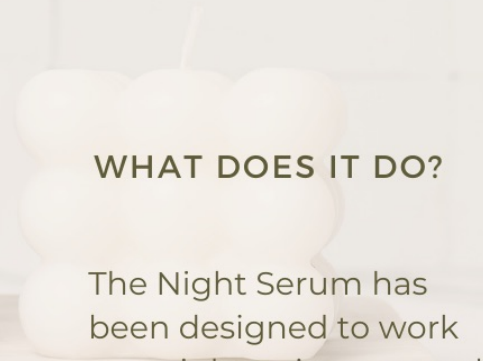
Dispense 3-4 drops into dry hands and tap into damp skin in an upwards motion after cleansing. Tap product carefully under the eyes and around the brow bone. If you prefer, add a few drops to your moisturiser rather than applying it to skin directly.

## TOP TIPS

- Apply the serum to damp skin immediately after cleansing to draw water into the skin
- Add a few drops to the pink clay glow up mask for a hydration boost
- Can be used in conjunction with a nano-needling pen (silicone only) for a more intense treatment at home
- Can be used in conjunction with LED Light, ice rollers or gua sha tools
- Add a few drops to moisturiser instead of direct to skin, if you prefer



# THE NIGHT SERUM



## WHAT DOES IT DO?

The Night Serum has been designed to work overnight to increase cell turnover which helps with dullness/congestion, blemishes and provides anti-ageing benefits. Niacinamide is an anti-inflammatory and helps with redness, inflammation and tired skin.

## STAR INGREDIENTS

- Niacinamide
- Vitamin A
- Warming dermapeptides



## HOW TO USE IT

Dispense 3-4 drops into dry hands and tap into skin in an upwards motion before moisturising. Tap product in carefully under the eyes and around the brow bone. This product contains vitamin A so start by using 1/2 times a week and work up to your ideal usage.

## TOP TIPS

- This product contains vitamin A which can have a settling period that may include redness, flaking & purging.
- Only start use of the night serum when you feel ready to do so and do not begin before a big event.

# THE MOISTURISER



## WHAT DOES IT DO?

The moisturiser is what we call the seal - it holds in all the hydration from your serums and locks in moisture. This formula is designed to heal, nourish and calm skin making it effective as a way of reducing redness, inflammation and irritation. It leaves skin soft, strong, glowing and bright without being too heavy or sticky.

## STAR INGREDIENTS

- Cannabidiol
- Avacado Oil
- Allatonin

## HOW TO USE IT

Apply a small amount of product to the skin after serums and before SPF to seal in hydration and create a protective, soothing barrier. Use morning and night.

## TOP TIPS

- Apply a few drops of hyaluronic hydrator serum to your moisturiser and mix together before applying if you prefer not to separate the steps or have more sensitive skin.
- Apply SPF after moisturiser

**B E D E W**  
SKIN

MOISTURISER






visit our instagram for more customer journeys & reviews

# Ready?

YOU CAN CLAIM OUR BEST OFFER YET USING CODE *ITSMYTURN* TO KNOCK A HUGE £30 OFF OF THE EXCLUSIVE FULL TRAVEL SIZE KIT + TWO ACCESSORIES

**\*LIMITED TIME OFFER**  
CLICK 'GET THE EXCLUSIVE DEAL ON OUR HOMEPAGE TO CLAIM WHILE ITS STILL ON



@BEDEWSKIN

