



KOLOUR DYE™

Decorative Concrete Color Dye System


28 Great UV Stable Exterior/Interior Colors




Light Gray




Medium Gray




Dark Gray



Lime



Sun Buff



Buff



Taupe



Teal




Raw Sienna




Black



Chestnut



Chocolate Brown




Glacier



Forest Green



Burnt Sienna



Egg Plant



Dixie Red




Sand



Turquoise



Saddle Brown



Terra Cotta




Gold




Midnight Black



Slate Blue




Green



Mahogany



Caramel



Walnut

The color samples above are representations only of actual laboratory applications on standard gray concrete applied exactly to specifications. Due to variations in concrete composition, age, surface conditions, surface preparation, and application techniques, exact color may vary. Test prior to use.

EXTERIOR KOLOUR DYE

Exterior Kolour Dye is a revolutionary step forward in UV resistant coloring of cementitious areas. Multiple colors can be used to achieve deep and more vibrant colors. When sprayed inconsistently on the substrate, the result is comparable to acid stains without the extra labor and time. Exterior Kolour Dye gives the applicator the opportunity to adjust the color before applying a topcoat. Exterior Kolour Dye can be applied to properly prepared concrete and then topcoated with one of our SurfKoat brand coatings for a long lasting, beautiful surface. It is recommended to seal the first coat by spraying or rolling a low viscosity sealer or primer to penetrate and form a sufficient bond to the properly prepared substrate. NOTE: The substrate must be prepped within the recommended ASTM guidelines for the coating system to be applied to ensure proper adhesion. A small test area is recommended! Refer to the Exterior Kolour Dye Tech Data Sheet prior to use!

BENEFITS & FEATURES

- UV Stable Dyes for exterior or interior applications
- Use to touch up acid stain
- Must be top-coated for durable finish
- Spray on most clean/prepped cementitious surfaces
- Antique with multiple colors for desired effect
- Apply color and topcoat same day
- Coverage: should be applied at a rate of 600+ square feet per gallon

Exterior Kolour Dye is to be diluted with acetone for a fast dry time, therefore an acetone resistant sprayer is necessary. Conventional sprayers will not last when used with acetone. Applying Exterior Kolour Dye using rollers and/brushes may leave undesirable streaks and markings. To decrease dry times and to increase the mottling effect of colored surface, use Kolour Dye Penetrating & Mottling Agent . For best results apply only to uncoated surfaces. Remove cure and seals, sealers, epoxies, and paints from surfaces with Nock Off prior to coloring surface.

TEST PRODUCT & REFER TO TECHNICAL DATA SHEET PRIOR TO APPLICATION!

Surface preparation methods should achieve adequate surface profile and porosity to ensure optimum mechanical coating adhesion to the substrate. Refer to ASTM D4258-83 (Reapproved 1999) Standard Practice for Surface Cleaning Concrete for Coating, ASTM D4259-88 (Reapproved 1999) Standard Practice for Abrading Concrete, and ASTM D4260-88 (Reapproved 1999) Standard Practice for Acid Etching Concrete.

**SURFACE KOATINGS, INC. • 134 DAVIS ST. • PORTLAND, TN 37148
PH: 615-323-9461 • FAX: 615-323-9816 • URL: WWW.SURFKOAT.COM**