




design.urb

URBAN PLANTERS by **CAMPANIA**
INTERNATIONAL

SERIES 1	Item #	Item Description	Material	Outside Dimensions	Inside Dimensions	Weight
	P-825	Series 1 — 48 x 36	Cast Stone	48" D x 36" H x 31" Base	48" D x 36" H x 27" Base	775 lbs
	P-808	Series 1 — 42 x 36	Cast Stone	42" D x 36" H x 24" Base	38.5" D x 34" H x 20" Base	615 lbs
	P-809	Series 1 — 36 x 32	Cast Stone	36" D x 32" H x 20" Base	32.75" D x 30" H x 15" Base	495 lbs
	P-810	Series 1 — 30 x 26	Cast Stone	30" D x 26" H x 17.25" Base	27" D x 24" H x 13" Base	295 lbs
	P-811	Series 1 — 24 x 24	Cast Stone	24" D x 20" H x 13.75" Base	21" D x 18.5" H x 11" Base	145 lbs
	P-812	Series 1 — 18 x 16	Cast Stone	18" D x 1" H x 10" Base	15.25" D x 14.5" H x 8" Base	75 lbs

SERIES 2	Item #	Item Description	Material	Outside Dimensions	Inside Dimensions	Weight
	P-820	Series 2 — 48 x 24	Cast Stone	48" D x 24" H x 38" Base	44" D x 22" H x 34" Base	766 lbs
	P-813	Series 2 — 36 x 24	Cast Stone	36" D x 24" H x 26" Base	32.5" D x 22" H x 20.75" Base	450 lbs
	P-821	Series 2 — 48 x 20	Cast Stone	48" D x 20" H x 40.5" Base	44" D x 18" H x 36" Base	640 lbs
	P-822	Series 2 — 36 x 20	Cast Stone	36" D x 20" H x 28.5" Base	32.5" D x 22" H x 18" Base	465 lbs
	P-823	Series 2 — 30 x 20	Cast Stone	30" D x 20" H x 22.5" Base	26.5" D x 18" H x 18" Base	294 lbs
	P-824	Series 2 — 24 x 16	Cast Stone	24" D x 16" H x 18" Base	21" D x 14.25" H x 14" Base	170 lbs

SERIES 3	Item #	Item Description	Material	Outside Dimensions	Inside Dimensions	Weight
	P-858	Series 3 — 24x 36	Cast Stone	24" D x 36" H x 12.25" Base	21.75" D x 34.75" H x 10.25" Base	411 lbs
	P-860	Series 3 — 23 x 30	Cast Stone	23" D x 30"H x 12" Base	20.75" D x 28.75" H x 9.5" Base	340 lbs
	P-868	Series 3 — 19 x 29	Cast Stone	19" D x 29" H x 11" Base	17" D x 27.75" H x 9" Base	147 lbs
	P-869	Series 3 — 19 x 24	Cast Stone	19" D x 24" H x 11" Base	16.75" D x 22.75" H x 9" Base	230 lbs



CAMPANIA
INTERNATIONAL

design.urb