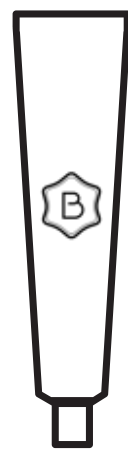


Benamôr is committed to the theme of sustainability and has been for several years (did you know that we were the first brand in Portugal to have Refill areas in our stores?) and hopes that, with this information, consumers who try to separate waste at home, on a daily basis, will be able to do so in an increasingly clear and correct way.


ALUMINUM TUBES WITH PLASTIC LID

- 1 Empty the aluminum tube.
- 2 Attach the lid to the tube.
- 3 Place the tube with the lid in the Yellow Recycling bin.



ALUMINUM JARS

- 1 Empty the aluminum packaging.
- 2 Place the jar and lid in the Yellow Recycling bin.



100% PLASTIC PACKAGING, EASY!

- 1 Separate the dispenser from the packaging.
- 2 Place the bottle and dispenser in the Yellow Recycling bin.




The packaging still has a bit left at the bottom ... It's okay!

Plastic packaging, even with product residue on the bottom, can be placed in the Yellow Recycling bin without having to wash it. You should always empty as much as you can.

GLASS JARS

The jar is made of glass, but the lid is made of aluminum, what now?

- 1 Glass packaging should always be placed in the Green Recycling bin.
- 2 And the aluminum lids go to the Yellow Recycling bin, but if they are smaller than 5 cm in diameter, they can go with the jar to the Green Recycling bin.



The bottle is made of glass, but it has ingredients...

- 1 Remove the ingredients that remain in the jar and place the glass packaging and aluminum lid in the Green Recycling bin.
- 2 If you can't remove the ingredients, reuse them as decoration or put the jar with the ingredients in the Undifferentiated Recycling bin.




- 1 Place the dropper and the glass bottle in the Green Recycling bin (the dropper is less than 5cm long and therefore does not affect glass Recycling).

- 2 Place the cardboard packaging in the Blue Recycling bin.



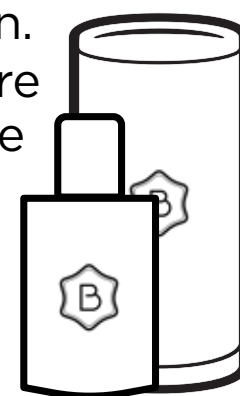
WHERE DOES THE PACKAGING WITH SPRAYER GO?

- 1 Separate the sprayer from the glass jar.
- 2 Place the jar in the Green Recycling bin and the sprayer should be placed in the Yellow Recycling bin.




EAU DE COLOGNE When they are empty...

- 1 Place the glass bottle in the Green Recycling bin.
- 2 The lid and sprayer are made of plastic and go to the Yellow Recycling bin.
- 3 The outer cardboard tube should be placed in the Blue Recycling bin.
- 4 The lid and base of the can are made of aluminum and should be placed in the Blue Recycling bin.

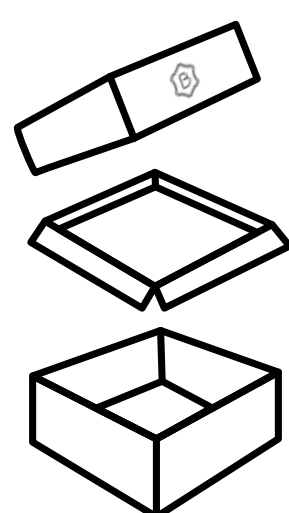


PAPER AND CARDBOARD PACKAGING GOES IN THE BLUE RECYCLING BIN



BOXES OF COFFRETS

- 1 Remove the cardboard nest from the bottom box of the Coffret.
- 2 Spread out the nest and place it on the Blue Recycling bin.
- 3 Place the Coffret box for Recycling on the Blue Recycling bin or reuse the box for new uses to store other objects and/or products.



In the last 5 years, the Recycling of Benamôr packaging placed on the market has allowed a reduction of 40 tons in CO2 emissions. The equivalent weight of Christ the King! Or more than 3,500 bicycles.

Your gesture counts!
Always recycle,
The planet thanks you.



Benamôr and Sociedade Ponto Verde have joined forces in a lasting initiative and collaboration, based on the objective of raising awareness and teaching how to separate and recycle our packages, contributing to responsible consumption and reducing the ecological footprint.