
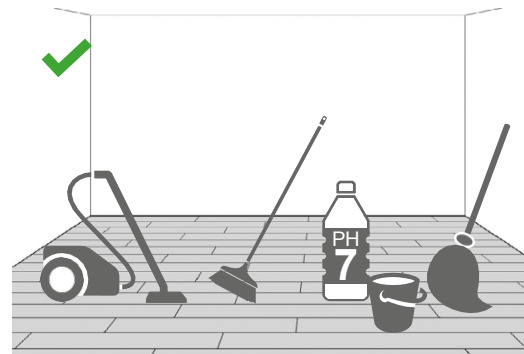
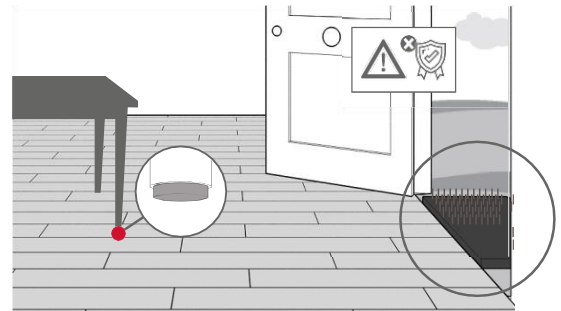


- The surface of your flooring is protected for a long life and high wear resistance. The product is sold finished and does not need any work done on it.
- The ideal conditions for avoiding problems with the boards' dimensions and static loads are: 35-65%RH and +/-70°F. Use a humidifier if needed.
- Do NOT varnish, sand, polish etc. the flooring. Products with wax, soap or polish may leave behind residues.
- Never fix the flooring planks to the base floor or other construction elements (with glue, nails, fixed door stops etc)
- Protect the feet of furniture and chairs with felt or plastic pads and regularly check their condition and cleanliness.
- Use chairs with soft wheels that won't damage the flooring (Type W, in accordance with regulation DIN 68131), or failing that, use a polycarbonate mat to avoid direct contact with the floor (the wheels should be kept clean).
- The use of doormats at exterior door entrances is recommended in order to prevent dirt, dust, gravel, water etc. coming in from the street.
- Use a broom, cleaning pad, vacuum cleaner with brush for parquet flooring or a completely wrung out mop. Never use abrasive cleaning aids (wire wool, scouring pads etc.) or cleaning machines to clean the flooring.
- Use non-abrasive, pH neutral detergents.
- To clean grooved products, do not use sharp or pointed, abrasive, cutting, wet etc. instruments. Use a vacuum cleaner with a brush for parquet flooring. If this is not enough, use a cloth slightly dampened in water.
- To eliminate stubborn stains on the surface (NEVER in joints or grooves), use slightly diluted acetone or alcohol for household use. Clean with water afterwards.
- Special care should be taken in areas with pets (urine can damage the flooring; avoid it and clean it immediately).
- To steam mop clean TRUCOR Refined, you should first sweep or vacuum the floor to remove any loose dirt or debris. Then, fill your residential use steam mop with water according to the manufacturer's instructions and wait for it to heat up. Once the mop is ready, you can use it to clean your TRUCOR Refined floors.



# CARE / MAINTENANCE

## TRUCOR® REFINED

