

COUPLINGS

T2000 SERIES

T2000 SERIES

ONE-PIECE CRIMP COUPLINGS

NON-SKIVE

For RYCO Hose Series T3000D, T3000S, T3600D, T3600S, T4000D, T4000S, T5000D, T5000S, T6000D, T6000S, BT1, CS1000, D2B, DF2D, DF2S, E1, E2, EC1, EC2, JS4000 (all variations), JS6000 (all variations), MS1000, PW2, RQP1, RQP2, T1D, T1F, T1S, T2C, T2D, T2S, TJ2D and TXA2D.

T2010

BSPT MALE

T2010-0302
T2010-0402
T2010-0404
T2010-0406
T2010-0408
T2010-0506
T2010-0604
T2010-0606
T2010-0608
T2010-0806
T2010-0808
T2010-0810
T2010-0812
T2010-1008
T2010-1010
T2010-1012
T2010-1212
T2010-1216
T2010-1616
T2010-1620
T2010-2020
T2010-2424
T2010-3232
T2010-4040



T2013

BSPP MALE

T2013-0302
T2013-0402
T2013-0404
T2013-0406
T2013-0606
T2013-0608
T2013-0808
T2013-0810
T2013-1010
T2013-1012
T2013-1212
T2013-1616
T2013-2020



T2020

BSPP FEMALE

T2020-0402
T2020-0404
T2020-0406
T2020-0504
T2020-0604
T2020-0606
T2020-0608
T2020-0806
T2020-0808
T2020-0812
T2020-1008
T2020-1010
T2020-1012
T2020-1212
T2020-1216
T2020-1616
T2020-1620
T2020-2020
T2020-2424
T2020-3232
T2020-4040



T2020N

NPSM FEMALE

T2020N-0402
T2020N-0404
T2020N-0604
T2020N-0606
T2020N-0608
T2020N-0808
T2020N-1212
T2020N-1616
T2020N-2020
T2020N-2424
T2020N-3232



T2024

BSPP FEMALE FLAT FACE

T2024-0608
T2024-0808



T2028B

BSPP FEMALE LIVE SWIVEL (BRASS)

T2028B-0404



T2030

JIC MALE

T2030-0407
T2030-0408
T2030-0409
T2030-0412
T2030-0509
T2030-0609
T2030-0612
T2030-0614
T2030-0812
T2030-0814
T2030-0817
T2030-1014
T2030-1017
T2030-1217
T2030-1219
T2030-1221
T2030-1621
T2030-1626
T2030-2026
T2030-2430
T2030-3240
T2030-4048



T2000 SERIES

ONE-PIECE CRIMP COUPLINGS

NON-SKIVE

For RYCO Hose Series T3000D, T3000S, T3600D, T3600S, T4000D, T4000S, T5000D, T5000S, T6000D, T6000S, BT1, CS1000, D2B, DF2D, DF2S, E1, E2, EC1, EC2, JS4000 (all variations), JS6000 (all variations), MS1000, PW2, RQP1, RQP2, T1D, T1F, T1S, T2C, T2D, T2S, TJ2D and TXA2D.

T2040

JSEAL™

T2040-0307
 T2040-0406
 T2040-0407
 T2040-0408
 T2040-0409
 T2040-0412
 T2040-0507
 T2040-0508
 T2040-0509
 T2040-0607
 T2040-0609
 T2040-0612
 T2040-0614
 T2040-0809
 T2040-0812
 T2040-0814
 T2040-0817
 T2040-1012
 T2040-1014
 T2040-1017
 T2040-1212
 T2040-1214
 T2040-1217
 T2040-1219
 T2040-1221
 T2040-1612
 T2040-1617
 T2040-1621
 T2040-1626
 T2040-1630
 T2040-2026
 T2040-2030
 T2040-2430
 T2040-3240
 T2040-4048



T2050

BSPP FEMALE 90° ELBOW

T2050-0404
 T2050-0406
 T2050-0506
 T2050-0606
 T2050-0608
 T2050-0808
 T2050-1212
 T2050-1616
 T2050-2020
 T2050-2424
 T2050-3232



T2060

BSPP FEMALE 45° ELBOW

T2060-0404
 T2060-0606
 T2060-0808
 T2060-1212
 T2060-1616
 T2060-2020



T2070

JSEAL™ 90° ELBOW

T2070-0307
 T2070-0406
 T2070-0407
 T2070-0408
 T2070-0409
 T2070-0609
 T2070-0612
 T2070-0812
 T2070-0814
 T2070-0817
 T2070-1212
 T2070-1217
 T2070-1621



T2080

JSEAL™ 45° ELBOW

T2080-0406
 T2080-0407
 T2080-0408
 T2080-0409
 T2080-0609
 T2080-0612
 T2080-0812
 T2080-0814
 T2080-1217
 T2080-1621



T2090

NPT MALE

T2090-0302
 T2090-0304
 T2090-0402
 T2090-0404
 T2090-0406
 T2090-0408
 T2090-0504
 T2090-0506
 T2090-0604
 T2090-0606
 T2090-0608
 T2090-0806
 T2090-0808
 T2090-0812
 T2090-1008
 T2090-1012
 T2090-1208
 T2090-1212
 T2090-1216
 T2090-1612
 T2090-1616
 T2090-1620
 T2090-2016
 T2090-2020
 T2090-2424
 T2090-3232



COUPLINGS

T2000 SERIES

T2000 SERIES

ONE-PIECE CRIMP COUPLINGS

NON-SKIVE

For RYCO Hose Series T3000D, T3000S, T3600D, T3600S, T4000D, T4000S, T5000D, T5000S, T6000D, T6000S, BT1, CS1000, D2B, DF2D, DF2S, E1, E2, EC1, EC2, JS4000 (all variations), JS6000 (all variations), MS1000, PW2, RQP1, RQP2, T1D, T1F, T1S, T2C, T2D, T2S, TJ2D and TXA2D.

T2091

NPT MALE EXTENDED

T2091-0406

T2091-0606



T2120

BSPP FEMALE 60° CONCAVE (JIS)

T2120-0404

T2120-0606

T2120-0608

T2120-0808

T2120-1010

T2120-1212

T2120-1616



T2130

CODE 61 FLANGE

T2130-0808

T2130-0812

T2130-1010

T2130-1210

T2130-1212

T2130-1216

T2130-1616

T2130-1620

T2130-1624

T2130-2016

T2130-2020

T2130-2424

T2130-2432

T2130-3232

T2130-4040

T2130-4848



T2150

CODE 61 FLANGE 45° BEND

T2150-0808

T2150-0812

T2150-1010

T2150-1210

T2150-1212

T2150-1216

T2150-1616

T2150-1620

T2150-1624

T2150-2016

T2150-2020

T2150-2024

T2150-2424

T2150-3232

T2150-4040



T2170

CODE 61 FLANGE 90° BEND

T2170-0808

T2170-0812

T2170-1010

T2170-1210

T2170-1212

T2170-1216

T2170-1616

T2170-1620

T2170-2016

T2170-2020

T2170-2024

T2170-2424

T2170-3232

T2170-4040



T2180

IMPERIAL STANDPIPE

T2180-0406

T2180-0606

T2180-0808

T2180-0810

T2180-1212

T2180-1616



T2190

NPT FEMALE FIXED

T2190-0404

T2190-0406

T2190-0606

T2190-0608

T2190-0806

T2190-0808

T2190-1012

T2190-1212

T2190-1616

T2190-2020



T2200

UN O RING MALE

T2200-0407

T2200-0408

T2200-0409

T2200-0609

T2200-0612

T2200-0614

T2200-0812

T2200-0814

T2200-0817

T2200-1014

T2200-1017

T2200-1217

T2200-1221

T2200-1621

T2200-2026



T2210

BSPP FEMALE 90° LONG BEND

T2210-0404

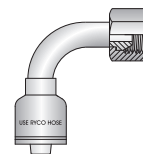
T2210-0606

T2210-0808

T2210-1212

T2210-1616

T2210-2020



T2000 SERIES

ONE-PIECE CRIMP COUPLINGS

NON-SKIVE

For RYCO Hose Series T3000D, T3000S, T3600D, T3600S, T4000D, T4000S, T5000D, T5000S, T6000D, T6000S, BT1, CS1000, D2B, DF2D, DF2S, E1, E2, EC1, EC2, JS4000 (all variations), JS6000 (all variations), MS1000, PW2, RQP1, RQP2, T1D, T1F, T1S, T2C, T2D, T2S, TJ2D and TXA2D.

T2220

**BSPP MALE
60° CONVEX (JIS)**



T2220-0404
T2220-0606
T2220-0808

T2230

SALVAGE (LIFESAVER)



T2230-0404
T2230-0405
T2230-0406
T2230-0505
T2230-0606
T2230-0608
T2230-0808
T2230-0810
T2230-1010
T2230-1012
T2230-1212
T2230-1616
T2230-2020
T2230-2424
T2230-3232

T2240

**JSEAL™
90° BEND**



T2240-0407
T2240-0408
T2240-0409
T2240-0509
T2240-0609
T2240-0612
T2240-0812
T2240-0814
T2240-0817
T2240-1012
T2240-1014
T2240-1017
T2240-1214
T2240-1217
T2240-1221
T2240-1617
T2240-1621
T2240-1626
T2240-2026
T2240-2430
T2240-3240

T2243

**JSEAL™
90° SHORT BEND**



T2243-0407
T2243-0409
T2243-0609
T2243-0612
T2243-0812
T2243-1014
T2243-1617
T2243-1621

T2250

**JSEAL™
45° BEND**



T2250-0407
T2250-0408
T2250-0409
T2250-0509
T2250-0609
T2250-0612
T2250-0812
T2250-0814
T2250-0817
T2250-1014
T2250-1017
T2250-1217
T2250-1221
T2250-1621
T2250-2026
T2250-2430
T2250-3240

T2260

**BSPP FEMALE
90° BEND**



T2260-0402
T2260-0404
T2260-0406
T2260-0606
T2260-0608
T2260-0808
T2260-0810
T2260-1010
T2260-1212
T2260-1616
T2260-2016
T2260-2020
T2260-2424
T2260-3232

T2270

**BSPP FEMALE
45° BEND**



T2270-0404
T2270-0606
T2270-0608
T2270-0808
T2270-1010
T2270-1212
T2270-1616
T2270-2020
T2270-2424
T2270-3232

T2280

**JSEAL™
90° LONG BEND**



T2280-0407
T2280-0409
T2280-0609
T2280-0612
T2280-0812
T2280-0814
T2280-1014
T2280-1017
T2280-1217
T2280-1621
T2280-2026
T2280-2430
T2280-3240

T2320

**BSPT MALE
SWIVEL**



T2320-0606
T2320-0608
T2320-0808

COUPLINGS

T2000 SERIES

T2000 SERIES

ONE-PIECE CRIMP COUPLINGS

NON-SKIVE

For RYCO Hose Series T3000D, T3000S, T3600D, T3600S, T4000D, T4000S, T5000D, T5000S, T6000D, T6000S, BT1, CS1000, D2B, DF2D, DF2S, E1, E2, EC1, EC2, JS4000 (all variations), JS6000 (all variations), MS1000, PW2, RQP1, RQP2, T1D, T1F, T1S, T2C, T2D, T2S, TJ2D and TXA2D.

T2320N

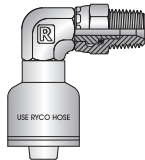
NPT MALE SWIVEL



T2320N-0402
T2320N-0404
T2320N-0406
T2320N-0604
T2320N-0606
T2320N-0608
T2320N-0806
T2320N-0808
T2320N-1212
T2320N-1616

T2340

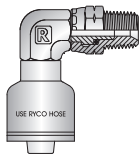
BSPT MALE SWIVEL 90° ELBOW



T2340-0606
T2340-0608
T2340-0808
T2340-1212

T2340N

NPT MALE SWIVEL 90° ELBOW



T2340N-0404
T2340N-0606
T2340N-0808
T2340N-1212
T2340N-1616

T2380

UN O RING MALE SWIVEL



T2380-0609
T2380-0612
T2380-0812
T2380-0814
T2380-0817
T2380-1014
T2380-1217

T2390

UN O RING MALE SWIVEL 90° ELBOW



T2390-0609
T2390-0612
T2390-0614
T2390-0812
T2390-0814
T2390-1217

T2470

METRIC BANJO



T2470-0410
T2470-0412
T2470-0414
T2470-0514
T2470-0516
T2470-0612
T2470-0614
T2470-0616
T2470-0618
T2470-0620
T2470-0622
T2470-0818
T2470-0822
T2470-1022
T2470-1026
T2470-1226
T2470-1230
T2470-1236
T2470-1630
T2470-1636

T2475

BSP BANJO



T2475-0404
T2475-0506
T2475-0606
T2475-0608
T2475-0808
T2475-1010
T2475-1212
T2475-1616

T2480

RYCO WEO MALE



T2480-0304
T2480-0404
T2480-0406
T2480-0506
T2480-0606
T2480-0608
T2480-0808
T2480-0812
T2480-1012
T2480-1212
T2480-1616

T2482

RYCO WEO MALE 45° TUBE BEND



T2482-0404
T2482-0506
T2482-0606
T2482-0808
T2482-1012
T2482-1212
T2482-1616

T2000 SERIES

ONE-PIECE CRIMP COUPLINGS

NON-SKIVE

For RYCO Hose Series T3000D, T3000S, T3600D, T3600S, T4000D, T4000S, T5000D, T5000S, T6000D, T6000S, BT1, CS1000, D2B, DF2D, DF2S, E1, E2, EC1, EC2, JS4000 (all variations), JS6000 (all variations), MS1000, PW2, RQP1, RQP2, T1D, T1F, T1S, T2C, T2D, T2S, TJ2D and TXA2D.

T2483

**RYCO WEO MALE
90° TUBE BEND**



T2483-0404
T2483-0506
T2483-0606
T2483-0608
T2483-0808
T2483-1012
T2483-1212
T2483-1616

T2501

**DKOL FEMALE
24° CONE**



T2501-0412
T2501-0414
T2501-0416
T2501-0418
T2501-0514
T2501-0516
T2501-0518
T2501-0614
T2501-0616
T2501-0618
T2501-0622
T2501-0818
T2501-0822
T2501-0826
T2501-1026
T2501-1030
T2501-1226
T2501-1230
T2501-1236
T2501-1636
T2501-1645
T2501-2036
T2501-2045
T2501-2052
T2501-2452

T2510

**DKOL FEMALE
24° CONE/45° BEND**



T2510-0412
T2510-0414
T2510-0416
T2510-0516
T2510-0518
T2510-0616
T2510-0618
T2510-0822
T2510-0826
T2510-1026
T2510-1226
T2510-1230
T2510-1636
T2510-2045
T2510-2452

T2520

**DKOL FEMALE
24° CONE/90° BEND**



T2520-0412
T2520-0414
T2520-0416
T2520-0516
T2520-0518
T2520-0616
T2520-0618
T2520-0622
T2520-0822
T2520-0826
T2520-1026
T2520-1226
T2520-1230
T2520-1636
T2520-2045
T2520-2452

T2530

SAE MALE



T2530-0410
T2530-0608
T2530-0610

T2540


SAE FEMALE



T2540-0407
T2540-0410
T2540-0608
T2540-0610
T2540-1217

T2570

**SAE FEMALE
90° ELBOW**



T2570-0608
T2570-0610

T2580

**SAE FEMALE
45° ELBOW**



T2580-0608
T2580-0610

T2600

**DKL FEMALE
24°/60° CONE**



T2600-0412
T2600-0414
T2600-0416
T2600-0516
T2600-0518
T2600-0614
T2600-0616
T2600-0618
T2600-0622
T2600-0818
T2600-0822
T2600-0826
T2600-1026
T2600-1226
T2600-1230
T2600-1636
T2600-2045

COUPLINGS

T2000 SERIES

T2000 SERIES

ONE-PIECE CRIMP COUPLINGS

NON-SKIVE

For RYCO Hose Series T3000D, T3000S, T3600D, T3600S, T4000D, T4000S, T5000D, T5000S, T6000D, T6000S, BT1, CS1000, D2B, DF2D, DF2S, E1, E2, EC1, EC2, JS4000 (all variations), JS6000 (all variations), MS1000, PW2, RQP1, RQP2, T1D, T1F, T1S, T2C, T2D, T2S, TJ2D and TXA2D.

T2620

DKS FEMALE
24° CONE



T2620-0416
T2620-0418
T2620-0620
T2620-0622
T2620-0824
T2620-1030
T2620-1230
T2620-1236
T2620-1642

T2630

DKS MALE
24° CONE



T2630-0416
T2630-0418
T2630-0520
T2630-0618
T2630-0620
T2630-0622
T2630-0824
T2630-0830
T2630-1030
T2630-1230
T2630-1236
T2630-1642
T2630-2052

T2640

METRIC STANDPIPE



T2640-0406
T2640-0408
T2640-0410
T2640-0412
T2640-0510
T2640-0512
T2640-0612
T2640-0614
T2640-0815
T2640-0816
T2640-1016
T2640-1018
T2640-1020
T2640-1215
T2640-1220
T2640-1222
T2640-1225
T2640-1630

T2650

DKL MALE
24° CONE



T2650-0412
T2650-0414
T2650-0416
T2650-0516
T2650-0518
T2650-0616
T2650-0618
T2650-0622
T2650-0818
T2650-0822
T2650-0826
T2650-1026
T2650-1230
T2650-1636
T2650-2045

T2660

DKL FEMALE
24°/60° CONE
45° BEND



T2660-0412
T2660-0414
T2660-0616
T2660-0618
T2660-0822
T2660-0826
T2660-1026
T2660-1230
T2660-1636

T2670

DKL FEMALE
24°/60° CONE
90° BEND



T2670-0412
T2670-0414
T2670-0416
T2670-0614
T2670-0516
T2670-0616
T2670-0618
T2670-0622
T2670-0822
T2670-0826
T2670-1026
T2670-1230
T2670-1636

T2680

METRIC (JIS) FEMALE
60° CONCAVE



T2680-0414
T2680-0418
T2680-0516
T2680-0618
T2680-0620
T2680-0622
T2680-0822
T2680-0824
T2680-1024
T2680-1030
T2680-1224
T2680-1230
T2680-1233
T2680-1633
T2680-2036
T2680-2042

T2000 SERIES

ONE-PIECE CRIMP COUPLINGS

NON-SKIVE

For RYCO Hose Series T3000D, T3000S, T3600D, T3600S, T4000D, T4000S, T5000D, T5000S, T6000D, T6000S, BT1, CS1000, D2B, DF2D, DF2S, E1, E2, EC1, EC2, JS4000 (all variations), JS6000 (all variations), MS1000, PW2, RQP1, RQP2, T1D, T1F, T1S, T2C, T2D, T2S, TJ2D and TXA2D.

T2682

**METRIC (JIS) FEMALE
60° CONCAVE
45° BEND**



T2682-0414
T2682-0618
T2682-0822
T2682-1024
T2682-1230
T2682-1633

T2683

**METRIC (JIS) FEMALE
60° CONCAVE
90° BEND**



T2683-0414
T2683-0618
T2683-0822
T2683-1024
T2683-1230
T2683-1633

T2711

**DKOS FEMALE
24° CONE**



T2711-0414
T2711-0416
T2711-0418
T2711-0518
T2711-0520
T2711-0618
T2711-0620
T2711-0622
T2711-0624
T2711-0820
T2711-0822
T2711-0824
T2711-1036
T2711-1030
T2711-1230
T2711-1236
T2711-1636
T2711-1642
T2711-2036
T2711-2042
T2711-2052
T2711-2452

T2720

**DKOS FEMALE
24° CONE/45° BEND**



T2720-0414
T2720-0416
T2720-0418
T2720-0518
T2720-0520
T2720-0618
T2720-0620
T2720-0622
T2720-0822
T2720-0824
T2720-1030
T2720-1230
T2720-1236
T2720-1642
T2720-2052

T2730

**DKOS FEMALE
24° CONE/90° BEND**



T2730-0414
T2730-0416
T2730-0418
T2730-0520
T2730-0618
T2730-0620
T2730-0622
T2730-0624
T2730-0822
T2730-0824
T2730-1030
T2730-1230
T2730-1236
T2730-1642
T2730-2052

T2740

**SAE MALE
INVERTED FLARE**



T2740-0407
T2740-0610
T2740-0611

T2750

**SAE MALE
INVERTED FLARE
45° BEND**



T2750-0610

T2760

**SAE MALE
INVERTED FLARE
60° BEND**



T2760-0407

T2770


**SAE MALE
INVERTED FLARE
90° BEND**



T2770-0407
T2770-0610

T2780

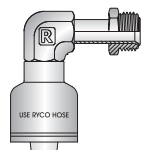
**SAE MALE
INVERTED FLARE
90° ELBOW**



T2780-0610
T2780-0611

T2790

**SAE MALE
INVERTED FLARE
90° LONG ELBOW**



T2790-0610

COUPLINGS

T2000 SERIES

T2000 SERIES

ONE-PIECE CRIMP COUPLINGS

NON-SKIVE

For RYCO Hose Series T3000D, T3000S, T3600D, T3600S, T4000D, T4000S, T5000D, T5000S, T6000D, T6000S, BT1, CS1000, D2B, DF2D, DF2S, E1, E2, EC1, EC2, JS4000 (all variations), JS6000 (all variations), MS1000, PW2, RQP1, RQP2, T1D, T1F, T1S, T2C, T2D, T2S, TJ2D and TXA2D.

T2800

ORFS FEMALE



T2800-0409
T2800-0411
T2800-0609
T2800-0611
T2800-0613
T2800-0811
T2800-0813
T2800-0816
T2800-0819
T2800-1013
T2800-1016
T2800-1019
T2800-1216
T2800-1219
T2800-1223
T2800-1623
T2800-2027

T2810

ORFS FEMALE 45° BEND



T2810-0409
T2810-0411
T2810-0611
T2810-0613
T2810-0811
T2810-0813
T2810-0816
T2810-0819
T2810-1016
T2810-1019
T2810-1219
T2810-1223
T2810-1623
T2810-2027

T2820

ORFS FEMALE 90° BEND



T2820-0409
T2820-0411
T2820-0611
T2820-0613
T2820-0813
T2820-0816
T2820-0819
T2820-1016
T2820-1019
T2820-1213
T2820-1219
T2820-1223
T2820-1623
T2820-2027

T2823

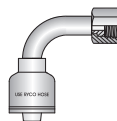
ORFS FEMALE 90° SHORT BEND



T2823-0409
T2823-0411
T2823-0611
T2823-0613
T2823-0813
T2823-0816
T2823-0819
T2823-1016
T2823-1019
T2823-1219
T2823-1223
T2823-1623
T2823-2027

T2830

ORFS FEMALE 90° LONG BEND



T2830-0409
T2830-0411
T2830-0611
T2830-0613
T2830-0813
T2830-0816
T2830-0819
T2830-1016
T2830-1019
T2830-1219
T2830-1223
T2830-1623
T2830-2027

T2840

ORFS MALE



T2840-0409
T2840-0411
T2840-0611
T2840-0613
T2840-0813
T2840-0816
T2840-1016
T2840-1019
T2840-1219
T2840-1223
T2840-1623
T2840-2027

T2850

TUBE BITE



T2850-0404
T2850-0405
T2850-0505
T2850-0605
T2850-0606
T2850-0608
T2850-0808
T2850-0810
T2850-1212
T2850-1616

T2861

GREASE LINE FIXED FEMALE



T2861-0408

T2000 SERIES

ONE-PIECE CRIMP COUPLINGS

NON-SKIVE

For RYCO Hose Series T3000D, T3000S, T3600D, T3600S, T4000D, T4000S, T5000D, T5000S, T6000D, T6000S, BT1, CS1000, D2B, DF2D, DF2S, E1, E2, EC1, EC2, JS4000 (all variations), JS6000 (all variations), MS1000, PW2, RQP1, RQP2, T1D, T1F, T1S, T2C, T2D, T2S, TJ2D and TXA2D.

T2870

STAPLELOK MALE



T2870-0406
T2870-0410
T2870-0610
T2870-0812
T2870-0816
T2870-1012
T2870-1016
T2870-1220
T2870-1625
T2870-2032
T2870-2440
T2870-3250
T2870-4063
T2870-4875

T2871

STAPLELOK MALE 45° ELBOW



T2871-0406
T2871-0410
T2871-0610
T2871-0812
T2871-1220
T2871-1625
T2871-2032

T2872

STAPLELOK MALE 90° ELBOW



T2872-0406
T2872-0410
T2872-0610
T2872-0812
T2872-1220
T2872-1625
T2872-2032

T2900

JOINER



T2900-0404
T2900-0505
T2900-0606
T2900-0808
T2900-1010
T2900-1212
T2900-1616
T2900-2020
T2900-2424
T2900-3232
T2900-4040
T2900-4848

T2940

PRESSURE WASHER FEMALE



T2940-0422
T2940-0522
T2940-0622

T2950

PRESSURE WASHER GUN HANDLE TUBE



T2950-0410

COUPLINGS

T4000 SERIES

T4000 SERIES

ONE-PIECE CRIMP COUPLINGS

NON-SKIVE

For RYCO Hose Series RQP5, T5 sizes -04 to -20.

For RYCO Hose Series M2, M2G, MP1, PL1D, RQP6 all sizes.

For RYCO Hose Series SR, SRF, SRX sizes -12 to -48.

For RYCO Hose RT72 (-02 size; special crimp dies required).

T4010

BSPT MALE



T4010-0304
T4010-0404
T4010-0504
T4010-0604
T4010-0606
T4010-0608
T4010-0806
T4010-0808
T4010-1012
T4010-1212
T4010-1616
T4010-2020
T4010-2424
T4010-3232

T4020

BSPP FEMALE



T4020-0304
T4020-0404
T4020-0504
T4020-0604
T4020-0606
T4020-0608
T4020-0808
T4020-0812
T4020-1010
T4020-1012
T4020-1212
T4020-1616
T4020-2020
T4020-2424
T4020-3232

T4020N

NPSM FEMALE



T4020N-0404
T4020N-0606
T4020N-0808

T4030

JIC MALE



T4030-0407
T4030-0408
T4030-0409
T4030-0609
T4030-0612
T4030-0812
T4030-0814
T4030-1014
T4030-1017
T4030-1217

T4040

JSEAL™



T4040-0307
T4040-0308
T4040-0309
T4040-0406
T4040-0407
T4040-0408
T4040-0409
T4040-0508
T4040-0509
T4040-0512
T4040-0607
T4040-0609
T4040-0612
T4040-0809
T4040-0812
T4040-0814
T4040-0817
T4040-1014
T4040-1017
T4040-1214
T4040-1217
T4040-1421
T4040-1621
T4040-1826
T4040-2026
T4040-2230
T4040-2430
T4040-2940
T4040-3240

T4050

BSPP FEMALE 90° ELBOW



T4050-0808
T4050-2020

T4090

NPT MALE



T4090-0202
T4090-0302
T4090-0304
T4090-0402
T4090-0404
T4090-0504
T4090-0506
T4090-0604
T4090-0606
T4090-0608
T4090-0806
T4090-0808
T4090-0812
T4090-1012
T4090-1212
T4090-1416
T4090-1616
T4090-1820
T4090-2016
T4090-2020
T4090-2224
T4090-2424
T4090-2932
T4090-3232

T4120

BSPP FEMALE 60° CONCAVE (JIS)



T4120-0404
T4120-0606
T4120-0608
T4120-0808
T4120-1212

T4000 SERIES

ONE-PIECE CRIMP COUPLINGS

NON-SKIVE

For RYCO Hose Series RQP5, T5 sizes -04 to -20.

For RYCO Hose Series M2, M2G, MP1, PL1D, RQP6 all sizes.

For RYCO Hose Series SR, SRF, SRX sizes -12 to -48.

For RYCO Hose RT72 (-02 size; special crimp dies required).

T4130

CODE 61 FLANGE



T4130-1212
T4130-1216
T4130-1616
T4130-2020
T4130-2024
T4130-2424
T4130-2432
T4130-3232
T4130-3240

T4150

CODE 61 FLANGE
45° BEND



T4150-1212
T4150-1616
T4150-2020
T4150-2424
T4150-2432
T4150-3232

T4170

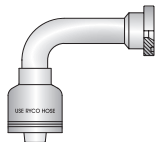
CODE 61 FLANGE
90° BEND



T4170-1212
T4170-1616
T4170-2020
T4170-2024
T4170-2424
T4170-2432
T4170-3232

T4173

CODE 61 FLANGE
90° LONG BEND



T4173-1620

T4200

UN O RING MALE



T4200-0407

T4230

SALVAGE (LIFESAVER)



T4230-0506
T4230-0606
T4230-0808
T4230-1212
T4230-1616
T4230-2020
T4230-2424
T4230-3232

T4240

JSEAL™
90° BEND



T4240-0407
T4240-0408
T4240-0409
T4240-0509
T4240-0609
T4240-0612
T4240-0812
T4240-0814
T4240-1017
T4240-1217
T4240-1621
T4240-1826
T4240-2026
T4240-2430
T4240-3240

T4250

JSEAL™
45° BEND



T4250-0307
T4250-0407
T4250-0408
T4250-0409
T4250-0509
T4250-1017
T4250-1217
T4250-1621
T4250-2026
T4250-2430

T4260

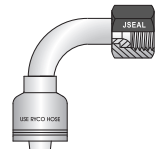
BSPP FEMALE
90° BEND



T4260-0404
T4260-0606
T4260-0608
T4260-0808
T4260-1212
T4260-1616

T4280

JSEAL™
90° LONG BEND



T4280-0509
T4280-0609
T4280-0612

T4320

BSPT MALE SWIVEL



T4320-0202

T4320N


NPT MALE SWIVEL



T4320N-0202

T4340

BSPT MALE SWIVEL
90° ELBOW



T4340-0808

T4530

SAE MALE



T4530-0610

COUPLINGS

T4000 SERIES

T4000 SERIES

ONE-PIECE CRIMP COUPLINGS

NON-SKIVE

For RYCO Hose Series RQP5, T5 sizes -04 to -20.

For RYCO Hose Series M2, M2G, MP1, PL1D, RQP6 all sizes.

For RYCO Hose Series SR, SRF, SRX sizes -12 to -48.

For RYCO Hose RT72 (-02 size; special crimp dies required).

T4540

SAE FEMALE



T4540-0410
T4540-0510
T4540-0610

T4550

SAE FEMALE
45° BEND



T4550-051
T4550-0610

T4560

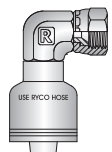
SAE FEMALE
90° BEND



T4560-0610

T4570

SAE FEMALE
90° ELBOW



T4570-0610

T4600

DKL FEMALE
24°/60° CONE



T4600-0616
T4600-0618
T4600-0622
T4600-1230

T4660

DKL FEMALE
24°/60° CONE
45° TUBE BEND



T4660-0616
T4660-0618
T4660-0622
T4660-1230

T4670

DKL FEMALE
24°/60° CONE
90° TUBE BEND



T4670-0616
T4670-0618
T4670-0622
T4670-1230

T4740

SAE MALE
INVERTED FLARE



T4740-0610
T4740-0611

T4800

ORFS FEMALE



T4800-0409
T4800-0411
T4800-0611
T4800-0613
T4800-0813
T4800-1219
T4800-1223
T4800-1623
T4800-2027

T4810

ORFS FEMALE
45° BEND



T4810-0409
T4810-0611
T4810-0613
T4810-0813
T4810-1016
T4810-1219
T4810-1623
T4810-2027

T4820

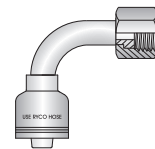
ORFS FEMALE
90° BEND



T4820-0409
T4820-0411
T4820-0611
T4820-0813
T4820-1219
T4820-1623
T4820-2027
T4820-2432

T4830

ORFS FEMALE
90° LONG BEND



T4830-1623

T4850

TUBE BITE



T4850-0606

T4870

STAPLELOK MALE



T4870-3250
T4870-4875

COUPLINGS

T6000 SERIES

T6000 SERIES

ONE-PIECE CRIMP COUPLINGS

NON-SKIVE

For RYCO Hose Series H5000 sizes -24 to -32.

For RYCO Hose Series H6000 sizes -12 to -32.

T6010

BSPT MALE



T6010-1212
T6010-1616
T6010-2020
T6010-2424
T6010-3232

T6013

BSPP MALE



T6013-1212
T6013-1616
T6013-2020
T6013-2424
T6013-3232

T6020

BSPP FEMALE



T6020-1212
T6020-1616
T6020-2016
T6020-2020
T6020-2424
T6020-3232

T6020N

NPSM FEMALE



T6020N-1212
T6020N-1616
T6020N-2020
T6020N-2424
T6020N-3232

T6022

BSPP FEMALE HEAVY



T6022-1212
T6022-1616
T6022-2020

T6030

JIC MALE



T6030-1217
T6030-1621
T6030-2026
T6030-2430
T6030-3240

T6040

JSEAL™



T6040-1217
T6040-1221
T6040-1621
T6040-1626
T6040-2026
T6040-2030
T6040-2430
T6040-3240

T6090

NPT MALE



T6090-1212
T6090-1616
T6090-2020
T6090-2424
T6090-3232

T6091

NPT MALE EXTENDED



T6091-3232

T6130

CODE 61 FLANGE



T6130-1212
T6130-1216
T6130-1616
T6130-1620
T6130-2020
T6130-2424
T6130-3232

T6150

CODE 61 FLANGE 45° BEND



T6150-1212
T6150-1216
T6150-1616
T6150-1620
T6150-2020
T6150-2424
T6150-3232

T6170

CODE 61 FLANGE 90° BEND



T6170-1212
T6170-1216
T6170-1616
T6170-1620
T6170-2020
T6170-2424
T6170-3232

T6240

JSEAL™ 90° BEND



T6240-1217
T6240-1221
T6240-1621
T6240-2026
T6240-2430
T6240-3240

T6000 SERIES

ONE-PIECE CRIMP COUPLINGS NON-SKIVE

For RYCO Hose Series H5000 sizes -24 to -32.
For RYCO Hose Series H6000 sizes -12 to -32.

T6250

JSEAL™
45° BEND



T6250-1217
T6250-1621
T6250-2026
T6250-2430
T6250-3240

T6260

BSPP FEMALE
90° BEND



T6260-1212
T6260-1616
T6260-2020
T6260-2424
T6260-3232

T6270

BSPP FEMALE
45° BEND



T6270-1212
T6270-1616
T6270-2020
T6270-2424
T6270-3232

T6280

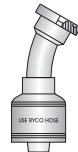
JSEAL™
90° LONG BEND



T6280-1217
T6280-1621
T6280-2026

T6290

CODE 61 FLANGE
30° BEND



T6290-1212
T6290-1616
T6290-2020
T6290-2024
T6290-2424
T6290-2432
T6290-3232

T6300

CODE 61 FLANGE
60° BEND



T6300-1212
T6300-1216
T6300-1616
T6300-1620
T6300-2020
T6300-2024
T6300-2424
T6300-2432
T6300-3232

T6330

CODE 62 FLANGE



T6330-1212
T6330-1216
T6330-1612
T6330-1616
T6330-1620
T6330-2016
T6330-2020
T6330-2024
T6330-2420
T6330-2424
T6330-2432
T6330-3224
T6330-3232

T6333

RYCO CODE 62C FLANGE



T6333-1212
T6333-1216
T6333-1616
T6333-1620
T6333-2020
T6333-2024
T6333-2424
T6333-2432
T6333-3232

T6334

CODE 62C D-RING
FLANGE



T6334-1212
T6334-1216
T6334-1616
T6334-1620
T6334-2020
T6334-2024

T6335

RYCO CODE 62K FLANGE



T6335-1616
T6335-1620
T6335-2016
T6335-2020
T6335-2024
T6335-2424
T6335-2432
T6335-3224
T6335-3232

COUPLINGS

T6000 SERIES

T6000 SERIES

ONE-PIECE CRIMP COUPLINGS

NON-SKIVE

For RYCO Hose Series H5000 sizes -24 to -32.

For RYCO Hose Series H6000 sizes -12 to -32.

T6350

CODE 62 FLANGE
45° BEND



T6350-1212
T6350-1216
T6350-1612
T6350-1616
T6350-1620
T6350-2020
T6350-2024
T6350-2424
T6350-2432
T6350-3232

T6353

RYCO CODE 62C FLANGE
45° BEND



T6353-1212
T6353-1216
T6353-1616
T6353-1620
T6353-2020
T6353-2024
T6353-2424
T6353-3232

T6354

RYCO CODE 62C D-RING
FLANGE
45° BEND



T6354-1212
T6354-1216
T6354-1616
T6354-1620
T6354-2020
T6354-2024

T6355

RYCO CODE 62K FLANGE
45° BEND



T6355-1616
T6355-1620
T6355-2016
T6355-2020
T6355-2024
T6355-2420
T6355-2424
T6355-2432
T6355-3224
T6355-3232

T6359

RYCO CODE 62K FLANGE
45° LONG BEND



T6359-2020
T6359-3232

T6360

CODE 62 FLANGE
67.5° BEND



T6360-1212
T6360-1216
T6360-1616
T6360-1620
T6360-2020
T6360-2024

T6363

RYCO CODE 62C FLANGE
67.5° BEND



T6363-1212
T6363-1216
T6363-1616
T6363-1620
T6363-2020
T6363-2024
T6363-2424

T6364

CODE 62C D-RING
FLANGE
67.5° BEND



T6364-1212
T6364-1216
T6364-1616
T6364-1620
T6364-2020
T6364-2024

T6370

CODE 62 FLANGE
90° BEND



T6370-1212
T6370-1216
T6370-1612
T6370-1616
T6370-1620
T6370-2016
T6370-2020
T6370-2024
T6370-2424
T6370-2432
T6370-3232

T6373

RYCO CODE 62C FLANGE
90° BEND



T6373-1212
T6373-1216
T6373-1616
T6373-1620
T6373-2020
T6373-2024
T6373-2424
T6373-3232

T6000 SERIES

ONE-PIECE CRIMP COUPLINGS NON-SKIVE

For RYCO Hose Series H5000 sizes -24 to -32.
For RYCO Hose Series H6000 sizes -12 to -32.

T6374

CODE 62C D-RING
FLANGE
90° BEND



T6374-1212
T6374-1216
T6374-1616
T6374-1620
T6374-2020
T6374-2024

T6375

RYCO CODE 62K FLANGE
90° BEND



T6375-1616
T6375-1620
T6375-2016
T6375-2020
T6375-2024
T6375-2420
T6375-2424
T6375-2432
T6375-3224
T6375-3232

T6440

CODE 62 FLANGE
22.5° BEND



T6440-1212
T6440-1216
T6440-1616
T6440-2020
T6440-2024
T6440-2424
T6440-3232

T6443

RYCO CODE 62C FLANGE
22.5° BEND



T6443-1212
T6443-1216
T6443-1616
T6443-1620
T6443-2020
T6443-2024
T6443-2424

T6444

CODE 62C D-RING
FLANGE
22.5° BEND



T6444-1212
T6444-1616
T6444-1620
T6444-2020

T6445

RYCO CODE 62K FLANGE
22.5° BEND



T6445-3232

T6450

CODE 62 FLANGE
30° BEND



T6450-1212
T6450-1616
T6450-1620
T6450-2020
T6450-2024
T6450-2424
T6450-3232

T6453

RYCO CODE 62C FLANGE
30° BEND



T6453-1212
T6453-1616
T6453-1620
T6453-2020
T6453-2024
T6453-2424

T6454

CODE 62C D-RING
FLANGE
30° BEND



T6454-1212
T6454-1616
T6454-2020
T6454-2024

T6455

RYCO CODE 62K FLANGE
30° BEND



T6455-2020
T6455-2024
T6455-2424
T6455-3232

T6460

CODE 62 FLANGE
60° BEND



T6460-1212
T6460-1216
T6460-1616
T6460-1620
T6460-2020
T6460-2024
T6460-2424
T6460-2432
T6460-3232

T6463

RYCO CODE 62C FLANGE
60° BEND



T6463-1212
T6463-1216
T6463-1616
T6463-1620
T6463-2020
T6463-2024
T6463-2424
T6463-3232

T6464

CODE 62C D-RING
FLANGE
60° BEND



T6464-1212
T6464-1216
T6464-1616
T6464-1620
T6464-2020
T6464-2024

COUPLINGS

T6000 SERIES

T6000 SERIES

ONE-PIECE CRIMP COUPLINGS

NON-SKIVE

For RYCO Hose Series H5000 sizes -24 to -32.

For RYCO Hose Series H6000 sizes -12 to -32.

T6465

RYCO CODE 62K FLANGE
60° BEND



T6465-2424
T6465-3232

T6630

DKS MALE
24° CONE



T6630-1230
T6630-1236
T6630-1636
T6630-1642
T6630-2052
T6630-2452

T6711

DKOS FEMALE
24° CONE



T6711-1230
T6711-1236
T6711-1636
T6711-1642
T6711-2052
T6711-2452

T6720

DKOS FEMALE
24° CONE/45° BEND



T6720-1230
T6720-1236
T6720-1642
T6720-2052
T6720-2452

T6730

DKOS FEMALE
24° CONE/90° BEND



T6730-1230
T6730-1236
T6730-1642
T6730-2052
T6730-2452

T6800

ORFS FEMALE



T6800-1219
T6800-1223
T6800-1623
T6800-1627
T6800-2027
T6800-2432

T6810

ORFS FEMALE
45° BEND



T6810-1219
T6810-1623
T6810-2027
T6810-2432

T6820

ORFS FEMALE
90° BEND



T6820-1219
T6820-1223
T6820-1623
T6820-2027
T6820-2432

T6840

ORFS MALE



T6840-1219
T6840-1623
T6840-2027
T6840-2432

T6870

STAPLELOK MALE



T6870-1220
T6870-1625
T6870-2032
T6870-2440
T6870-3250

T6876

SUPERLOK MALE



T6876-1220
T6876-1625
T6876-2032
T6876-2440
T6876-3250

T6900

JOINER



T6900-1212
T6900-1616
T6900-2020
T6900-2424
T6900-3232

T6000 SERIES

ONE-PIECE CRIMP COUPLINGS

NON-SKIVE

For RYCO Hose Series H5000 sizes -24 to -32.

For RYCO Hose Series H6000 sizes -12 to -32.

T6912

RYCO CODE 62K FLANGE
15° BEND



T6912-1616
T6912-2024
T6912-2424
T6912-2432

T6914

RYCO CODE 62K FLANGE
70° BEND



T6914-1616
T6914-2020

T6916

RYCO CODE 62K
FLANGE 75° BEND



T6916-2432

T6918

RYCO CODE 62K
FLANGE 80° BEND



T6918-3232

T6930

CODE 62 FLANGE
110° BEND



T6930-2424
T6930-2432
T6930-3232

T6932

RYCO CODE 62K
FLANGE 105° BEND



T6932-2424

T6933

RYCO CODE 62C FLANGE
110° BEND



T6933-2424
T6933-3232

T6936

RYCO CODE 62K FLANGE
100° BEND



T6936-2020
T6936-3232

T61501

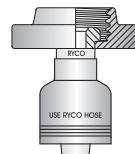
FIGURE 1502
HAMMER/WING FEMALE
STANDARD SERVICE



T61501-2432
T61501-3232
REPLACEMENT NUT **RF1502N-32**
AVAILABLE.

T61502

FIGURE 1502
HAMMER/WING MALE
STANDARD SERVICE



T61502-2432
T61502-3232
REPLACEMENT SEAL **RF1502W-32**
AVAILABLE.

COUPLINGS

T7000 SERIES

T7000 SERIES

ONE-PIECE CRIMP COUPLINGS

NON-SKIVE

For RYCO Hose Series H3000, H4000, C6000 & D4000 all sizes; H5000 (sizes -06 to -24) and H6000 (sizes -06 to -20).

For RYCO Hose Series H12D, H12S all sizes; R4SHD (sizes -20 to -32).

For RYCO Hose Series T2C, T2D, T2S, T2C, TXA2D, RQP2, sizes -06 to -32.

For RYCO Hose Series D2B (sizes -24 to -32); E2 (sizes -06 to -16).

SKIVE

For RYCO Hose Series R4SPD (cover must be skived) all sizes.

For RYCO Hose Series H13D (cover must be skived) sizes -12 to -20.

T7010

BSPT MALE



T7010-0606
T7010-0808
T7010-1212
T7010-1616
T7010-2020
T7010-2424
T7010-3232

T7013

BSPP MALE



T7013-0606
T7013-0608
T7013-0808
T7013-1212
T7013-1616
T7013-2020
T7013-2424
T7013-3232

T7014

BSPT MALE HEAVY



T7014-1616

T7020

BSPP FEMALE



T7020-0606
T7020-0808
T7020-1010
T7020-1212
T7020-1216
T7020-1616
T7020-2016
T7020-2020
T7020-2424
T7020-3232

T7020N

NPSM FEMALE



T7020N-2020
T7020N-2424
T7020N-3232

T7022

BSPP FEMALE HEAVY



T7022-0808
T7022-1212
T7022-1616
T7022-2020

T7030

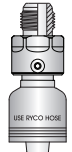
JIC MALE



T7030-0609
T7030-0812
T7030-0814
T7030-1014
T7030-1217
T7030-1219
T7030-1221
T7030-1621
T7030-2026
T7030-2430
T7030-3240

T7039

JIC MALE SWIVEL JOINT



T7039-0609
T7039-0812
T7039-1217
T7039-1621

T7040

JSEAL™



T7040-0609
T7040-0612
T7040-0812
T7040-0814
T7040-0817
T7040-1014
T7040-1017
T7040-1212
T7040-1214
T7040-1217
T7040-1219
T7040-1221
T7040-1617
T7040-1621
T7040-1626
T7040-2021
T7040-2026
T7040-2030
T7040-2430
T7040-3240

T7044

JIC FEMALE SWIVEL



T7044-0609
T7044-0812
T7044-1217
T7044-1621

T7045

JIC FEMALE HIGH-PRESSURE



T7045-1621
T7045-2026
T7045-2430

T7000 SERIES

ONE-PIECE CRIMP COUPLINGS

NON-SKIVE

For RYCO Hose Series H3000, H4000, C6000 & D4000 all sizes; H5000 (sizes -06 to -24) and H6000 (sizes -06 to -20).

For RYCO Hose Series H12D, H12S all sizes; R45HD (sizes -20 to -32).

For RYCO Hose Series T2C, T2D, T2S, T2C, TXA2D, RQP2, sizes -06 to -32.

For RYCO Hose Series D2B (sizes -24 to -32); E2 (sizes -06 to -16).

SKIVE

For RYCO Hose Series R4SPD (cover must be skived) all sizes.

For RYCO Hose Series H13D (cover must be skived) sizes -12 to -20.

T7050

**BSPP FEMALE
90° ELBOW**



T7050-0606
T7050-0808
T7050-1212
T7050-1616
T7050-2020
T7050-2424
T7050-3232

T7060

**BSPP FEMALE
45° ELBOW**



T7060-0808
T7060-1212
T7060-1616
T7060-2020

T7070

**JSEAL™
90° ELBOW**



T7070-0814
T7070-1217
T7070-1621

T7080

**JSEAL™
45° ELBOW**



T7080-1217

T7090

NPT MALE



T7090-0604
T7090-0606
T7090-0806
T7090-0808
T7090-1212
T7090-1612
T7090-1616
T7090-2016
T7090-2020
T7090-2424
T7090-3232

T7091

NPT MALE EXTENDED



T7091-3232

T7130

CODE 61 FLANGE



T7130-0808
T7130-0812
T7130-1010
T7130-1210
T7130-1212
T7130-1216
T7130-1220
T7130-1616
T7130-1620
T7130-1624
T7130-2016
T7130-2020
T7130-2024
T7130-2420
T7130-2424
T7130-2432
T7130-3232
T7130-3240

T7140

**CODE 61 FLANGE
22.5° BEND**



T7140-1212
T7140-1216
T7140-1616
T7140-1620
T7140-2020
T7140-2024
T7140-2424
T7140-2432
T7140-3232

T7150

**CODE 61 FLANGE
45° BEND**



T7150-0808
T7150-0812
T7150-1210
T7150-1212
T7150-1216
T7150-1616
T7150-1620
T7150-2016
T7150-2020
T7150-2024
T7150-2424
T7150-2432
T7150-3232

T7160

**CODE 61 FLANGE
67.5° BEND**



T7160-1212
T7160-1216
T7160-1616
T7160-1620
T7160-2020
T7160-2024
T7160-2424
T7160-2432
T7160-3232

COUPLINGS

T7000 SERIES

T7000 SERIES

ONE-PIECE CRIMP COUPLINGS

NON-SKIVE

For RYCO Hose Series H3000, H4000, C6000 & D4000 all sizes; H5000 (sizes -06 to -24) and H6000 (sizes -06 to -20).

For RYCO Hose Series H12D, H12S all sizes; R4SHD (sizes -20 to -32).

For RYCO Hose Series T2C, T2D, T2S, T2C, TXA2D, RQP2, sizes -06 to -32.

For RYCO Hose Series D2B (sizes -24 to -32); E2 (sizes -06 to -16).

SKIVE

For RYCO Hose Series R4SPD (cover must be skived) all sizes.

For RYCO Hose Series H13D (cover must be skived) sizes -12 to -20.

T7170


CODE 61 FLANGE
90° BEND



T7170-0808
T7170-0812
T7170-1010
T7170-1210
T7170-1212
T7170-1216
T7170-1612
T7170-1616
T7170-1620
T7170-1624
T7170-2016
T7170-2020
T7170-2024
T7170-2424
T7170-2432
T7170-3232
T7170-3240

T7171

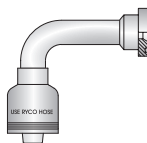
CODE 61 FLANGE
90° SPECIAL BEND



T7171-0812
T7171-1216
T7171-2024
T7171-2432
T7171-3232
T7171-3240

T7172

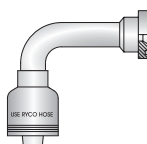
CODE 61 FLANGE
90° SPECIAL BEND



T7172-1212
T7172-1616
T7172-1624
T7172-2020
T7172-2024
T7172-2424

T7173

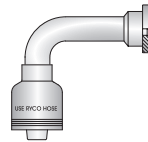
CODE 61 FLANGE
90° LONG BEND



T7173-1212
T7173-1616
T7173-1620
T7173-2020

T7174

CODE 61 FLANGE
90° SPECIAL BEND



T7174-1212
T7174-1616
T7174-1620
T7174-2020
T7174-2424
T7174-2432
T7174-3232

T7200

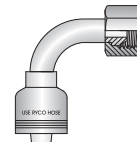
UN O RING MALE



T7200-1217
T7200-1621

T7210

BSPF FEMALE
90° LONG BEND



T7210-1212
T7210-1616
T7210-2020

T7230

SALVAGE (LIFESAVER)



T7230-0808
T7230-0810
T7230-1210
T7230-1212
T7230-1216
T7230-1612
T7230-1616
T7230-1620
T7230-2016
T7230-2020
T7230-2424
T7230-3232

T7240

JSEAL™
90° BEND



T7240-0609
T7240-0612
T7240-0812
T7240-0814
T7240-1014
T7240-1017
T7240-1212
T7240-1217
T7240-1221
T7240-1621
T7240-2026
T7240-2430
T7240-3240

T7245

JSEAL™
HIGH-PRESSURE
90° BEND



T7245-1621
T7245-2026
T7245-2430

T7250

JSEAL™
45° BEND



T7250-0609
T7250-0612
T7250-0812
T7250-0814
T7250-1014
T7250-1017
T7250-1217
T7250-1221
T7250-1621
T7250-2026
T7250-2430
T7250-3240

T7255

JSEAL™
HIGH-PRESSURE
45° BEND



T7255-1621
T7255-2026
T7255-2430

T7000 SERIES

ONE-PIECE CRIMP COUPLINGS

NON-SKIVE

For RYCO Hose Series H3000, H4000, C6000 & D4000 all sizes; H5000 (sizes -06 to -24) and H6000 (sizes -06 to -20).

For RYCO Hose Series H12D, H12S all sizes; R45HD (sizes -20 to -32).

For RYCO Hose Series T2C, T2D, T2S, T2C, TXA2D, RQP2, sizes -06 to -32.

For RYCO Hose Series D2B (sizes -24 to -32); E2 (sizes -06 to -16).

SKIVE

For RYCO Hose Series R4SPD (cover must be skived) all sizes.

For RYCO Hose Series H13D (cover must be skived) sizes -12 to -20.

T7260

**BSPP FEMALE
90° BEND**



T7260-0606
T7260-0808
T7260-1212
T7260-1616
T7260-2016
T7260-2020
T7260-2424
T7260-3232

T7270

**BSPP FEMALE
45° BEND**



T7270-0606
T7270-0808
T7270-1212
T7270-1616
T7270-2020
T7270-2424
T7270-3232

T7280

**JSEAL™
90° LONG BEND**



T7280-0609
T7280-1217
T7280-1621
T7280-2026

T7290

**CODE 61 FLANGE
30° BEND**



T7290-1212
T7290-1216
T7290-1616
T7290-1620
T7290-2020
T7290-2024
T7290-2424
T7290-2432
T7290-3232

T7300

**CODE 61 FLANGE
60° BEND**



T7300-1212
T7300-1216
T7300-1616
T7300-1620
T7300-2020
T7300-2024
T7300-2424
T7300-2432
T7300-3232

T7330

CODE 62 FLANGE



T7330-0808
T7330-0812
T7330-1008
T7330-1012
T7330-1212
T7330-1216
T7330-1612
T7330-1616
T7330-1620
T7330-2016
T7330-2020
T7330-2024
T7330-2424
T7330-2432
T7330-3232

T7333

RYCO CODE 62C FLANGE



T7333-1212
T7333-1216
T7333-1616
T7333-1620
T7333-2020
T7333-2024
T7333-2424
T7333-2432
T7333-3232

T7334

**RYCO CODE 62C D-RING
FLANGE**



T7334-1212
T7334-1216
T7334-1616
T7334-1620
T7334-2020
T7334-2024

T7350

**CODE 62 FLANGE
45° BEND**



T7350-0808
T7350-1212
T7350-1216
T7350-1612
T7350-1616
T7350-1620
T7350-2020
T7350-2024
T7350-2424
T7350-2432
T7350-3224
T7350-3232

T7353

**RYCO CODE 62C FLANGE
45° BEND**



T7353-1212
T7353-1216
T7353-1616
T7353-1620
T7353-2020
T7353-2024
T7353-2424
T7353-3232

COUPLINGS

T7000 SERIES

T7000 SERIES

ONE-PIECE CRIMP COUPLINGS

NON-SKIVE

For RYCO Hose Series H3000, H4000, C6000 & D4000 all sizes; H5000 (sizes -06 to -24) and H6000 (sizes -06 to -20).

For RYCO Hose Series H12D, H12S all sizes; R4SHD (sizes -20 to -32).

For RYCO Hose Series T2C, T2D, T2S, T2C, TXA2D, RQP2, sizes -06 to -32.

For RYCO Hose Series D2B (sizes -24 to -32); E2 (sizes -06 to -16).

SKIVE

For RYCO Hose Series R4SPD (cover must be skived) all sizes.

For RYCO Hose Series H13D (cover must be skived) sizes -12 to -20.

T7354

**RYCO CODE 62C D-RING
FLANGE
45° BEND**



T7354-1212
T7354-1216
T7354-1616
T7354-1620
T7354-2020
T7354-2024

T7360

**CODE 62 FLANGE
67.5° BEND**



T7360-1212
T7360-1216
T7360-1616
T7360-1620
T7360-2020
T7360-2024

T7363

**RYCO CODE 62C FLANGE
67.5° BEND**



T7363-1212
T7363-1216
T7363-1616
T7363-1620
T7363-2020
T7363-2024
T7363-2424

T7364

**RYCO CODE 62C D-RING
FLANGE
67.5° BEND**



T7364-1212
T7364-1216
T7364-1616
T7364-1620
T7364-2020
T7364-2024

T7370

**CODE 62 FLANGE
90° BEND**



T7370-0808
T7370-0812
T7370-1212
T7370-1216
T7370-1612
T7370-1616
T7370-1620
T7370-2016
T7370-2020
T7370-2024
T7370-2424
T7370-2432
T7370-3232

T7373

**RYCO CODE 62C FLANGE
90° BEND**



T7373-1212
T7373-1216
T7373-1616
T7373-1620
T7373-2020
T7373-2024
T7373-2424
T7373-3232

T7374

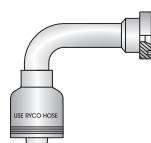
**RYCO CODE 62C D-RING
FLANGE
90° BEND**



T7374-1212
T7374-1216
T7374-1616
T7374-1620
T7374-2020
T7374-2024

T7378

**RYCO CODE 62C FLANGE
90° LONG BEND**



T7378-2020
T7378-2024

T7440

**CODE 62 FLANGE
22.5° BEND**



T7440-1212
T7440-1216
T7440-1616
T7440-2020
T7440-2024
T7440-2424
T7440-3232

T7443

**RYCO CODE 62C FLANGE
22.5° BEND**



T7443-1212
T7443-1216
T7443-1616
T7443-1620
T7443-2020
T7443-2024
T7443-2424

T7444

**RYCO CODE 62C D-RING
FLANGE
22.5° BEND**



T7444-1212
T7444-1616
T7444-1620
T7444-2020

T7450

**CODE 62 FLANGE
30° BEND**



T7450-1212
T7450-1616
T7450-1620
T7450-2020
T7450-2024
T7450-2424

T7000 SERIES

ONE-PIECE CRIMP COUPLINGS

NON-SKIVE

For RYCO Hose Series H3000, H4000, C6000 & D4000 all sizes; H5000 (sizes -06 to -24) and H6000 (sizes -06 to -20).

For RYCO Hose Series H12D, H12S all sizes; R45HD (sizes -20 to -32).

For RYCO Hose Series T2C, T2D, T2S, T2C, TXA2D, RQP2, sizes -06 to -32.

For RYCO Hose Series D2B (sizes -24 to -32); E2 (sizes -06 to -16).

SKIVE

For RYCO Hose Series R4SPD (cover must be skived) all sizes.

For RYCO Hose Series H13D (cover must be skived) sizes -12 to -20.

T7453

CODE 62C FLANGE
30° BEND



T7453-1212
T7453-1616
T7453-1620
T7453-2020
T7453-2024
T7453-2424

T7454

CODE 62C D-RING
FLANGE
30° BEND



T7454-1212
T7454-1616
T7454-2020
T7454-2024

T7460

CODE 62 FLANGE
60° BEND



T7460-1212
T7460-1216
T7460-1616
T7460-1620
T7460-2020
T7460-2024
T7460-2424

T7463

RYCO CODE 62C FLANGE
60° BEND



T7463-1212
T7463-1216
T7463-1616
T7463-1620
T7463-2020
T7463-2024
T7463-2424

T7464

RYCO CODE 62C D-RING
FLANGE
60° BEND



T7464-1212
T7464-1216
T7464-1616
T7464-1620
T7464-2020
T7464-2024

T7480

RYCO WEO MALE



T7480-0606
T7480-0808
T7480-1012
T7480-1212
T7480-1616

T7482

RYCO WEO MALE
45° TUBE BEND



T7482-0606
T7482-0808
T7482-1012
T7482-1212
T7482-1616

T7483

RYCO WEO MALE
90° TUBE BEND



T7483-0606
T7483-0808
T7483-1012
T7483-1212
T7483-1616

T7501

DKOL FEMALE
24° CONE



T7501-0616
T7501-0618
T7501-0622
T7501-0822
T7501-0826
T7501-1026
T7501-1226
T7501-1230
T7501-1636
T7501-2045
T7501-2452

T7510

DKOL FEMALE
24° CONE
45° BEND



T7510-2452

T7520

DKOL FEMALE
24° CONE
90° BEND



T7520-2452

T7630

DKS MALE
24° CONE



T7630-0824
T7630-1030
T7630-1230
T7630-1236
T7630-1636
T7630-1642
T7630-2042
T7630-2052

T7640

METRIC STANDPIPE



T7640-0814
T7640-1220
T7640-2030
T7640-2038

COUPLINGS

T7000 SERIES

T7000 SERIES

ONE-PIECE CRIMP COUPLINGS

NON-SKIVE

For RYCO Hose Series H3000, H4000, C6000 & D4000 all sizes; H5000 (sizes -06 to -24) and H6000 (sizes -06 to -20).

For RYCO Hose Series H12D, H12S all sizes; R4SHD (sizes -20 to -32).

For RYCO Hose Series T2C, T2D, T2S, T2C, TXA2D, RQP2, sizes -06 to -32.

For RYCO Hose Series D2B (sizes -24 to -32); E2 (sizes -06 to -16).

SKIVE

For RYCO Hose Series R4SPD (cover must be skived) all sizes.

For RYCO Hose Series H13D (cover must be skived) sizes -12 to -20.

T7680

METRIC (JIS) FEMALE
60° CONCAVE



T7680-0618
T7680-0822
T7680-0824
T7680-1024
T7680-1224
T7680-1230
T7680-1633
T7680-1636
T7680-2036
T7680-2042
T7680-2442

T7682

METRIC (JIS) FEMALE
60° CONCAVE
45° BEND



T7682-0618
T7682-0822
T7682-1024
T7682-1230
T7682-1633

T7683

METRIC (JIS) FEMALE
60° CONCAVE
90° BEND



T7683-0618
T7683-0822
T7683-1024
T7683-1230
T7683-1633

T7711

DKOS FEMALE
24° CONE



T7711-0618
T7711-0620
T7711-0622
T7711-0822
T7711-0824
T7711-1030
T7711-1036
T7711-1230
T7711-1236
T7711-1242
T7711-1630
T7711-1636
T7711-1642
T7711-2042
T7711-2052
T7711-2452

T7720

DKOS FEMALE
24° CONE
45° BEND



T7720-0622
T7720-0824
T7720-1030
T7720-1230
T7720-1236
T7720-1642
T7720-2052

T7730

DKOS FEMALE
24° CONE/90° BEND



T7730-0618
T7730-0620
T7730-0622
T7730-0824
T7730-1030
T7730-1230
T7730-1236
T7730-1636
T7730-1642
T7730-2052
T7730-2452

T7800

ORFS FEMALE



T7800-0611
T7800-0613
T7800-0813
T7800-0816
T7800-0819
T7800-1016
T7800-1019
T7800-1216
T7800-1219
T7800-1223
T7800-1619
T7800-1623
T7800-1627
T7800-2027
T7800-2432

T7810

ORFS FEMALE
45° BEND



T7810-0611
T7810-0613
T7810-0813
T7810-0816
T7810-1016
T7810-1219
T7810-1623
T7810-2027
T7810-2432

T7820

ORFS FEMALE
90° BEND



T7820-0611
T7820-0613
T7820-0813
T7820-0816
T7820-0819
T7820-1016
T7820-1216
T7820-1219
T7820-1223
T7820-1623
T7820-1627
T7820-2027
T7820-2432

T7000 SERIES

ONE-PIECE CRIMP COUPLINGS

NON-SKIVE

For RYCO Hose Series H3000, H4000, C6000 & D4000 all sizes; H5000 (sizes -06 to -24) and H6000 (sizes -06 to -20).

For RYCO Hose Series H12D, H12S all sizes; R45HD (sizes -20 to -32).

For RYCO Hose Series T2C, T2D, T2S, T2C, TXA2D, RQP2, sizes -06 to -32.

For RYCO Hose Series D2B (sizes -24 to -32); E2 (sizes -06 to -16).

SKIVE

For RYCO Hose Series R4SPD (cover must be skived) all sizes.

For RYCO Hose Series H13D (cover must be skived) sizes -12 to -20.

T7823

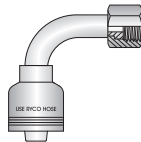
ORFS FEMALE
90° SHORT BEND



T7823-1219
T7823-1623
T7823-2027
T7823-2432

T7830

ORFS FEMALE
90° LONG BEND



T7830-0611
T7830-061
T7830-0813
T7830-1219
T7830-1623
T7830-2027

T7840

ORFS MALE



T7840-0611
T7840-0813
T7840-1219
T7840-1623
T7840-2027

T7870

STAPLELOK MALE



T7870-0610
T7870-0812
T7870-1016
T7870-1220
T7870-1625
T7870-2032
T7870-2440
T7870-3250
T7870-4063

T7871

STAPLELOK MALE
45° ELBOW



T7871-0610
T7871-0812
T7871-1220
T7871-1625
T7871-2032
T7871-2440
T7871-3250

T7872

STAPLELOK MALE
90° ELBOW



T7872-0610
T7872-0812
T7872-1220
T7872-1625
T7872-2032
T7872-2440

T7876-0812

T7876-1220

T7876-162

T7876-2032

T7876-2440

T7876-3250

T7900

JOINER



T7900-0606
T7900-0808
T7900-1212
T7900-1616
T7900-2020
T7900-2424
T7900-3232

T7901

JOINER
90° BEND



T7901-1212

T7910

CODE 61 FLANGE
110° BEND



T7910-1212
T7910-1616
T7910-1620
T7910-2020
T7910-2024
T7910-2424
T7910-2432
T7910-3232

T7920

METRIC FRENCH
GAZ MALE



T7920-1236
T7920-1645
T7920-2052

T7930

CODE 62 FLANGE
110° BEND



T7930-2424
T7930-2432
T7930-3232

T7933

RYCO CODE 62C FLANGE
110° BEND



T7933-1212
T7933-1616
T7933-2020
T7933-2424

COUPLINGS

T7000 SERIES

T7000 SERIES

ONE-PIECE CRIMP COUPLINGS

NON-SKIVE

For RYCO Hose Series H3000, H4000, C6000 & D4000 all sizes; H5000 (sizes -06 to -24) and H6000 (sizes -06 to -20).

For RYCO Hose Series H12D, H12S all sizes; R4SHD (sizes -20 to -32).

For RYCO Hose Series T2C, T2D, T2S, T2C, TXA2D, RQP2, sizes -06 to -32.

For RYCO Hose Series D2B (sizes -24 to -32); E2 (sizes -06 to -16).

SKIVE

For RYCO Hose Series R4SPD (cover must be skived) all sizes.

For RYCO Hose Series H13D (cover must be skived) sizes -12 to -20.

T71501

**FIGURE 1502
HAMMER/WING FEMALE
STANDARD SERVICE**



T71501-2432

T71501-3232

REPLACEMENT SEAL **RF1502W-32**
AVAILABLE.

T71502

**FIGURE 1502
HAMMER/WING MALE
STANDARD SERVICE**



T71502-2432

T71502-3232

REPLACEMENT NUT **RF1502N-32**
AVAILABLE.

TG000 SERIES

ONE-PIECE CRIMP COUPLINGS

NON-SKIVE

For RYCO Hose TPGL2.

TG010

GREASELINE
BSPT MALE



TG010-0202

TG020

GREASELINE
BSPP FEMALE



TG020-0202

TG020N

GREASELINE
NPSM FEMALE



TG020N-0202

TG030

GREASELINE
JIC MALE



TG030-0207

TG040

GREASELINE
JSEAL™ FEMALE



TG040-0207

TG090

GREASELINE
NPT MALE



TG090-0202

TG320

GREASELINE
BSPT MALE
SWIVEL



TG320-0202

TG320N

GREASELINE
NPT MALE
SWIVEL



TG320N-0202

TG640

METRIC STANDPIPE



TG640-0206

TG640-0208

TG643

METRIC STANDPIPE
45° BEND



TG643-0206

TG643-0208

TG646

METRIC STANDPIPE
90° BEND



TG646-0206

TG646-0208

COUPLINGS

TP000 SERIES

TP000 SERIES

ONE-PIECE CRIMP COUPLINGS

NON-SKIVE

For RYCO Hose Series TP7, TP7N, TP7T, TP7TN, TP8, TP8N, TP8T, TP8TN, TP3000 all sizes.

TP010

BSPT MALE



TP010-0404
TP010-0406
TP010-0506
TP010-0604
TP010-0606
TP010-0608
TP010-0806
TP010-0808
TP010-1012
TP010-1212
TP010-1616

TP030

JIC MALE



TP030-0307
TP030-0407
TP030-0408
TP030-0409
TP030-0508
TP030-0509
TP030-0609
TP030-0612
TP030-0812
TP030-0814
TP030-1014
TP030-1217
TP030-1621

TP090

NPT MALE



TP090-0302
TP090-0304
TP090-0402
TP090-0404
TP090-0406
TP090-0506
TP090-0604
TP090-0606
TP090-0608
TP090-0806
TP090-0808
TP090-1212
TP090-1616

TP020

BSPP FEMALE



TP020-0304
TP020-0402
TP020-0404
TP020-0406
TP020-0504
TP020-0506
TP020-0604
TP020-0606
TP020-0608
TP020-0808
TP020-0810
TP020-0812
TP020-1010
TP020-1212
TP020-1616

TP040

JSEAL™



TP040-0307
TP040-0308
TP040-0407
TP040-0408
TP040-0409
TP040-0509
TP040-0609
TP040-0612
TP040-0809
TP040-0812
TP040-0814
TP040-1014
TP040-1017
TP040-1214
TP040-1217
TP040-1621

TP120

BSPP FEMALE 60° CONCAVE SEAT (JIS)



TP120-0404
TP120-0606
TP120-0608
TP120-0808
TP120-1212

TP020N

NPSM FEMALE



TP020N-0404

TP050

BSPP FEMALE 90° ELBOW



TP050-0404
TP050-0606
TP050-0808

TP230

SALVAGE (LIFESAVER)



TP230-0404
TP230-0606
TP230-0808

TP240

JSEAL™ 90° MEDIUM BEND



TP240-0307
TP240-0407
TP240-0408
TP240-0409
TP240-0509
TP240-0609
TP240-0612
TP240-0809
TP240-0812
TP240-0814
TP240-1014
TP240-1217
TP240-1621

TP000 SERIES

ONE-PIECE CRIMP COUPLINGS

NON-SKIVE

For RYCO Hose Series TP7, TP7N, TP7T, TP7TN, TP8, TP8N, TP8T, TP8TN, TP3000 all sizes.

TP250

**JSEAL™
45° TUBE BEND**



- TP250-0407
- TP250-0409
- TP250-0609
- TP250-0612
- TP250-0812
- TP250-0814
- TP250-1217

TP260

**BSPP FEMALE
90° TUBE BEND**



- TP260-0404
- TP260-0406
- TP260-0606
- TP260-0608
- TP260-0808
- TP260-0810
- TP260-1212
- TP260-1616

TP270

**BSPP FEMALE
45° TUBE BEND**



- TP270-0404
- TP270-0606
- TP270-0808
- TP270-1212
- TP270-1616

TP280

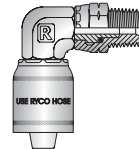
**JSEAL™
90° LONG BEND**



- TP280-0609
- TP280-0612

TP340N

**NPT MALE SWIVEL
90° ELBOW**



- TP340N-0304
- TP340N-0404
- TP340N-0506
- TP340N-0606
- TP340N-0808

TP470

METRIC BANJO



- TP470-0412
- TP470-0414
- TP470-0614
- TP470-0618
- TP470-0622
- TP470-0818
- TP470-0822

TP475

BSPT BANJO



- TP475-0404
- TP475-0506
- TP475-0606
- TP475-0608
- TP475-0808
- TP475-1212
- TP475-1616

TP501

**METRIC
DKOL FEMALE
24° CONE**



- TP501-0412
- TP501-0414
- TP501-0416
- TP501-0514
- TP501-0516
- TP501-0518
- TP501-0616
- TP501-0618
- TP501-0822
- TP501-0826
- TP501-1026
- TP501-1226
- TP501-1230
- TP501-1636

TP510

**METRIC
DKOL FEMALE
24° CONE
45° TUBE BEND**



- TP510-0412
- TP510-0414
- TP510-0516
- TP510-0518
- TP510-0616
- TP510-0618
- TP510-0822
- TP510-1026
- TP510-1230
- TP510-1636

TP520

**METRIC
DKOL FEMALE
24° CONE
90° TUBE BEND**



- TP520-0412
- TP520-0414
- TP520-0416
- TP520-0516
- TP520-0518
- TP520-0616
- TP520-0618
- TP520-0822
- TP520-0826
- TP520-1026
- TP520-1230
- TP520-1636

TP540

SAE FEMALE



- TP540-0410
- TP540-0510
- TP540-0610

TP570

**SAE FEMALE
90° ELBOW**



- TP570-0610

TP600

**DKL MALE
24°/60° CONE**



- TP600-0416

COUPLINGS

TP000 SERIES

TP000 SERIES

ONE-PIECE CRIMP COUPLINGS

NON-SKIVE

For RYCO Hose Series TP7, TP7N, TP7T, TP7TN, TP8, TP8N, TP8T, TP8TN, TP3000 all sizes.

TP630

METRIC
DKS MALE
24° CONE



TP630-0416
TP630-0418
TP630-0520
TP630-0620
TP630-0622
TP630-0824
TP630-1030
TP630-1230
TP630-1236
TP630-1642

TP640

METRIC STANDPIPE



TP640-0306
TP640-0406
TP640-0408
TP640-0410
TP640-0612
TP640-0815
TP640-0816

TP643

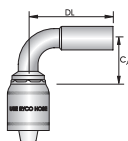
METRIC STANDPIPE
45° BEND



TP643-0306
TP643-0410

TP646

METRIC STANDPIPE
90° BEND



TP646-0306
TP646-0410

TP650

METRIC
DKL MALE
24° CONE



TP650-0412
TP650-0414
TP650-0416
TP650-0516
TP650-0518
TP650-0616
TP650-0618
TP650-0622
TP650-0822
TP650-0826
TP650-1026
TP650-1230
TP650-1636

TP711

METRIC
DKOS FEMALE
24° CONE



TP711-0414
TP711-0416
TP711-0418
TP711-0518
TP711-0520
TP711-0620
TP711-0622
TP711-0624
TP711-0824
TP711-1030
TP711-1230
TP711-1236
TP711-1642

TP720

METRIC
DKOS FEMALE
24° CONE
45° TUBE BEND



TP720-0414
TP720-0416
TP720-0418
TP720-0518
TP720-0520
TP720-0620
TP720-0622
TP720-0824
TP720-1030
TP720-1230
TP720-1236
TP720-1642

TP730

METRIC
DKOS FEMALE
24° CONE
90° TUBE BEND



TP730-0414
TP730-0416
TP730-0418
TP730-0520
TP730-0620
TP730-0622
TP730-0824
TP730-1030
TP730-1230
TP730-1236
TP730-1642

TP800

ORFS FEMALE



TP800-0409
TP800-0411
TP800-0511
TP800-0611
TP800-0613
TP800-0813
TP800-1016
TP800-1219
TP800-1223
TP800-1623

TP810

ORFS FEMALE
45° TUBE BEND



TP810-0409
TP810-0411
TP810-0611
TP810-0613
TP810-0813
TP810-1219

TP820

ORFS FEMALE
90° MEDIUM BEND



TP820-0409
TP820-0411
TP820-0511
TP820-0611
TP820-0613
TP820-0813
TP820-1219
TP820-1623

TP840

ORFS MALE



TP840-0611

TT000 SERIES

ONE-PIECE CRIMP COUPLINGS

For RYCO Hose Series RTH1.

TT010

BSPT MALE



- TT010-0404
- TT010-0604
- TT010-0606
- TT010-0608
- TT010-0806
- TT010-0808
- TT010-1212
- TT010-1616

TT020

BSPP FEMALE



- TT020-0404
- TT020-0606
- TT020-0808
- TT020-1008
- TT020-1212
- TT020-1616

TT030

JIC MALE



- TT030-0407
- TT030-0408
- TT030-0409
- TT030-0609
- TT030-0612
- TT030-0812
- TT030-0814

TT040

JSEAL™



- TT040-0407
- TT040-0408
- TT040-0409
- TT040-0609
- TT040-0612
- TT040-0812
- TT040-0814
- TT040-1014
- TT040-1017
- TT040-1214
- TT040-1217
- TT040-1621

TT050

**BSPP FEMALE
90° ELBOW**



- TT050-0808

TT090

NPT MALE



- TT090-0404
- TT090-0606
- TT090-0808
- TT090-1212
- TT090-1616

TT240

**JSEAL™
90° BEND**



- TT240-0407
- TT240-0408
- TT240-0409
- TT240-0609
- TT240-0612
- TT240-0812
- TT240-0814
- TT240-1014
- TT240-1217
- TT240-1621

TT250

**JSEAL™
45° BEND**



- TT250-0407
- TT250-0609
- TT250-0814

TT260

**BSPP FEMALE
90° BEND**



- TT260-0404
- TT260-0606
- TT260-0808
- TT260-1212
- TT260-1616

TT320

**BSPT MALE
SWIVEL**



- TT320-0808

TT540

SAE FEMALE



- TT540-0407
- TT540-0408
- TT540-0610
- TT540-0612
- TT540-0812
- TT540-0814
- TT540-1014
- TT540-1017
- TT540-1214
- TT540-1217

TT600

**DKL FEMALE
24°/60° CONE**



- TT600-0414
- TT600-0822
- TT600-1026

TT670

**DKL FEMALE
24°/60° CONE
90° TUBE BEND**



- TT670-0414
- TT670-0822

COUPLINGS

TW000 SERIES

TW000 SERIES

ONE-PIECE CRIMP INTERLOK WATERBLAST COUPLINGS INTERNAL/EXTERNAL SKIVE

For RYCO SW SHOCKWAVE - High Pressure Hose SW18006, SW16008, SW14512, SW10012, SW10016.

Note: Sold only in factory-fitted assemblies using RYCO SW SHOCKWAVE matched hoses.

TW4027

BSPP FEMALE
O RING
60° SEAT



TW4027-0606
TW4027-0808
TW4027-1212
TW4027-1616

TW4090

NPT MALE
60° SEAT



TW4090-0606
TW4090-0808
TW4090-1212
TW4090-1616

TW4711

DKOS FEMALE
METRIC O RING (HEAVY)
24° CONE



TW4711-0622
TW4711-0624
TW4711-0824
TW4711-1236
TW4711-1642

RYCO SHOCKWAVE HIGH PRESSURE WATERBLAST HOSE ASSEMBLIES

RYCO offers a large range of off-the-shelf High Pressure waterblast hose assemblies for all popular working pressures, up to 1250 bar / 18125 psi. All hose, couplings and hose assemblies have been designed, validated and fabricated by RYCO to ensure safe, and reliable endurance under even the most harshest of conditions. Each fully certified RYCO SHOCKWAVE waterblast hose assembly supplied by RYCO is tested, quality checked and labelled with:

- Manufacture Date (MD)
Working Pressure (WP)
- Location of Manufacture (LO)
Part Number (PN)
- Customer Number (CN)
- Re-Test Date (RTD)
- Serial Number (SN)
- Test Certificate Number (TCN)

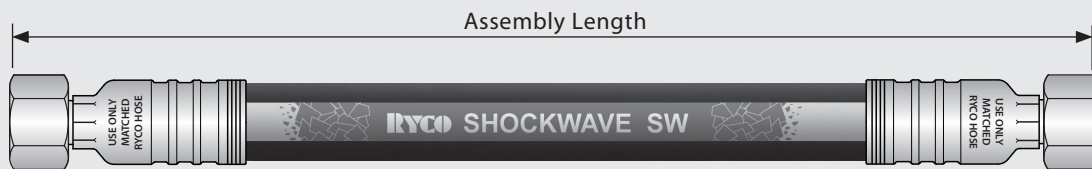
Most hose assemblies are stocked in either one or more of the following lengths, but custom assemblies are also available:

ASSEMBLY LENGTHS:

15,2m / 20m / 30,4m / 40m
(50ft / 65ft / 100ft / 130 ft)

Maximum length of 60 m (200 ft) available on request.

The RYCO coupling range comes in a wide variety of connection types, including popular NPT Male, BSPP Female (O-Ring Seal) and Metric DKOS (Heavy) Female.



RECOMMENDATIONS FOR RYCO SHOCKWAVE WATERBLAST HOSE ASSEMBLIES

DO NOT MIX AND MATCH PRODUCT. Use only matched RYCO products to fabricate waterblast hose assemblies. In order to achieve optimum performance, the assembly of RYCO SHOCKWAVE hose and matched 46000W Interlok fittings must be performed using RYCO approved assembly procedures and equipment. RYCO production testing procedures should be used to ensure that the hose assembly produced is fit for purpose. For guaranteed performance of assemblies, use only RYCO-approved assembly facilities or distribution partners. Contact RYCO for your nearest approved assembler. Waterblast hose assemblies must not exceed the rated maximum working pressure. It is highly recommended that waterblast hose assemblies should not be used in pressure impulse applications. Waterblast hose assemblies must not operate outside of the operating temperature range specified for RYCO SHOCKWAVE hoses. Do not exert any external forces on the hose assembly, such as axial tension, twisting, kinking or crushing, which may reduce the integrity of the hose assembly. Waterblast hose assemblies should be inspected for signs of deterioration on a regular basis and shall be replaced if damaged or worn. Damage includes but is not limited to twisting, kinking, crushing, hose cover cuts or excessive wear, chemical degradation and corrosion. When whipchecks or other safety devices are installed to protect against injury or damage as a result of hose and fitting separation, the change in length of hose under pressure should be considered. Waterblast hose assemblies should be adequately supported to prevent excessive tensile (or other) stresses at any point along the hose assembly. High pressure water is extremely dangerous. Operators should wear appropriate personal protective equipment at all times, and should observe all related operational and safe working requirements when operating high pressure waterblast equipment.

COUPLINGS

RYCO CLEAN

RYCO CLEAN

The RYCO CLEAN KIT is an easy to use, low cost solution to eliminate hydraulic contamination from the inside of hose, tube and pipe. Over 70% of hydraulic failures are caused by contamination.

RYCO CLEAN



RYCO CLEAN PROJECTILES (MULTI-PURPOSE)

C4-300	4MM MP PROJECTILE PK 300
C5-300	5MM MP PROJECTILE PK 300
C6-300	6MM MP PROJECTILE PK 300
C7-300	7MM MP PROJECTILE PK 300
C8-300	8MM MP PROJECTILE PK 300
C10-300	10MM MP PROJECTILE PK 300
C11-300	11MM MP PROJECTILE PK 300
C12-300	12MM MP PROJECTILE PK 300
C14-300	14MM MP PROJECTILE PK 300
C16-300	16MM MP PROJECTILE PK 300
C18-300	18MM MP PROJECTILE PK 300
C20-300	20MM MP PROJECTILE PK 300
C22-300	22MM MP PROJECTILE PK 300
C24-200	24MM MP PROJECTILE PK 200
C26-200	26MM MP PROJECTILE PK 200
C28-50	28MM MP PROJECTILE PK 50
C30-50	30MM MP PROJECTILE PK 50
C33-50	33MM MP PROJECTILE PK 50
C35-50	35MM MP PROJECTILE PK 50
C40-50	40MM MP PROJECTILE PK 50
C45-40	45MM MP PROJECTILE PK 40
C50-40	50MM MP PROJECTILE PK 40
C55-30	55MM MP PROJECTILE PK 30
C60-30	60MM MP PROJECTILE PK 30
C75-10	75MM MP PROJECTILE PK 10

RCPK-0332 -0332 MP PROJECTILE START KIT



RYCO CLEAN EQUIPMENT

RCPS-HLK RYCO CLEAN HAND LAUNCHER KIT

RYCO CLEAN SEAL SYSTEM

The RYCO Clean Seal System utilises a heat shrink technology to encapsulate the end of a hose assembly to allow for durability, security and easy identification.

The in-built pull tab system allows for an easy, clean removal of the RYCO Clean Seal from the hose end.

RYCO CLEAN SEAL



RYCO CLEAN SEAL CAPSULES

RCC-2023	-2023 RYCO CLEAN CAPSULE
RCC-2030	-2030 RYCO CLEAN CAPSULE
RCC-2224	-2224 RYCO CLEAN CAPSULE
RCC-2527	-2527 RYCO CLEAN CAPSULE
RCC-2540	-2540 RYCO CLEAN CAPSULE
RCC-2840	-2840 RYCO CLEAN CAPSULE
RCC-3133	-3133 RYCO CLEAN CAPSULE
RCC-3140	-3140 RYCO CLEAN CAPSULE
RCC-3440	-3440 RYCO CLEAN CAPSULE
RCC-3840	-3840 RYCO CLEAN CAPSULE
RCC-4345	-4345 RYCO CLEAN CAPSULE
RCC-4650	-4650 RYCO CLEAN CAPSULE
RCC-5260	-5260 RYCO CLEAN CAPSULE
RCC-5860	-5860 RYCO CLEAN CAPSULE
RCC-6760	-6760 RYCO CLEAN CAPSULE
RCC-8060	-8060 RYCO CLEAN CAPSULE

RYCO CLEAN SEAL EQUIPMENT

RCPS-230V RYCO CLEAN PROD SYSTEM 230VAC



CROCSTOP SYSTEM, CROCGRIP & CROCTOOTH

CROCSTOP SYSTEM, CROCGRIP & CROCTOOTH

CROCSTOP SYSTEM

The RYCO CROCSTOP system is a 3-in-1 safety device and works as a burst suppressor, whip check, and protects the hose from abrasion.

To order as a complete CROCSTOP end installed on a hose assembly, simply add "K" before the dash "-" of the RYCO CROCSTOP part number.

Example: In a hose assembly, order Part No. RCS2K-04 (contains 1 X RCS2-04, 2 X SS Ties, plus assembly charge as per page 20). Note that the RYCO CROCSLEEVE must also be entered as a separate component within the hose assembly if RYCO

CROCSTOP is to be installed as part of the hose assembly.

Refer to current RYCO Product Technical Manual - Hydraulics, "How to Order Hose Assemblies" for more information.

CROCGRIP

The RYCO CROCGRIP can be used to bundle multiple hoses of varying or similar sizes together into a single, compact configuration.

CROCTOOTH

The RYCO CROCTOOTH reduces the chance of chemical and oil spills to help provide a clean and safe workspace.

RYCO CROCSTOP COMPONENTS

RCS

CROCSTOP



RCS2-04-04 RYCO CROCSTOP (T2000)

RCS2-06-06 RYCO CROCSTOP (T2000)

RCS2-08-08 RYCO CROCSTOP (T2000)

RCS2-10-10 RYCO CROCSTOP (T2000)

RCS2-12-12 RYCO CROCSTOP (T2000)

NOTE: FOR COUPLING SERIES T2000 (SIZES -04 TO -12)

RCS7-06-06 RYCO CROCSTOP (T7000)

RCS7-08-08 RYCO CROCSTOP (T7000)

RCS7-10-10 RYCO CROCSTOP (T7000)

RCS7-12-12 RYCO CROCSTOP (T7000)

RCS7-16-16 RYCO CROCSTOP (T7000)

RCS7-20-20 RYCO CROCSTOP (T7000)

RCS7-24-24 RYCO CROCSTOP (T7000)

RCS7-32-32 RYCO CROCSTOP (T7000)

NOTE: FOR COUPLING SERIES T6000 (SIZES -12 TO -24) AND T7000 (ALL SIZES)

RCS6-32-32 RYCO CROCSTOP (T6000)

NOTE: FOR COUPLING SERIES T6000 (SIZE -32)

RCST

CROCSTOP TIE



RCSTD-12.....-12 RYCO CROCSTOP TIE SS (PK20)

RCSTD-32.....-32 RYCO CROCSTOP TIE SS (PK12)

RCSB/RCSR

**CROCSLEEVE BLACK/RED
MSHA FLAME RESISTANT
ANTI-STATIC
PROTECTION SLEEVE**



RYCO CROCSTOP TOOLS

RCST-TOOL

CROCSTOP TIE TOOL



RCST-TOOL.. RYCO CROCSTOP TIE TOOL

RCG

CROCGRIP



RCG4-024 24MM ID CROCGRIP 4 CAVITY

RCG5-024 24MM ID CROCGRIP 5 CAVITY

RCG6-024 24MM ID CROCGRIP 6 CAVITY

RCT

CROCTOOTH



RCT-24.....-24 RYCO CROCTOOTH (1MM-42MM)

8000 SERIES

PUSH-ON COUPLINGS

For RYCO Hose Series PL1D and RQP6 all sizes.
See page 19 for suitable clamps, if required.

8010
BSPT MALE



- 8010-0402
- 8010-0404
- 8010-0406
- 8010-0502
- 8010-0504
- 8010-0506
- 8010-0604
- 8010-0606
- 8010-0608
- 8010-0608
- 8010-0806
- 8010-0808
- 8010-0812
- 8010-1008
- 8010-1208
- 8010-1212

8020
BSPP FEMALE



- 8020-0402
- 8020-0404
- 8020-0406
- 8020-0502
- 8020-0504
- 8020-0606
- 8020-0608
- 8020-0608
- 8020-1008
- 8020-1212

8030
JIC MALE



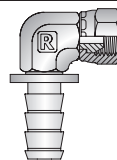
- 8030-0407
- 8030-0408
- 8030-0508
- 8030-0609
- 8030-0612
- 8030-0812
- 8030-0814
- 8030-1014
- 8030-1217

8040
JSEAL™



- 8040-0407
- 8040-0408
- 8040-0409
- 8040-0508
- 8040-0509
- 8040-0609
- 8040-0612
- 8040-0812
- 8040-0814
- 8040-1014
- 8040-1217

8050
BSPP FEMALE
90° ELBOW



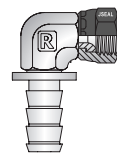
- 8050-0404
- 8050-0504
- 8050-0606
- 8050-0808
- 8050-1008
- 8050-1212

8060
BSPP FEMALE
45° ELBOW



- 8060-1212

8070
JSEAL™
90° ELBOW



- 8070-0407
- 8070-0408
- 8070-0609
- 8070-0612
- 8070-0812
- 8070-0814
- 8070-1217

8090
NPT MALE



- 8090-0402
- 8090-0404
- 8090-0502
- 8090-0504
- 8090-0604
- 8090-0606
- 8090-0806
- 8090-0808
- 8090-1212

8100
AUTO AIRLINE
COUPLING NIPPLE



- 8100-0604

8180
IMPERIAL STANDPIPE



- 8180-0404
- 8180-0405
- 8180-0406
- 8180-0606
- 8180-0608
- 8180-0808
- 8180-1212

8200
UN O RING MALE



- 8200-0812

COUPLINGS

8000 SERIES

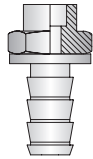
8000 SERIES

PUSH-ON COUPLINGS

For RYCO Hose Series PL1D and RQP6 all sizes.

8230

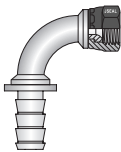
SALVAGE (LIFESAVER)



8230-0406
8230-0604
8230-0606
8230-0810
8230-1010
8230-1212

8240

JSEAL™
90° BEND



8240-0609
8240-0812
8240-1014

8530

SAE MALE



8530-0510
8530-0610
8530-1217

8540

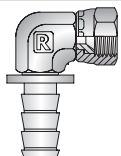
SAE FEMALE



8540-0510
8540-0610
8540-1017
8540-1217

8570

SAE FEMALE
90° ELBOW



8570-0610

8640

METRIC STANDPIPE



8640-0406
8640-0408
8640-1220

8740

SAE INVERTED
MALE FLARE



8740-0407
8740-0408
8740-0508
8740-0510
8740-0610

8900

JOINER



8900-0404
8900-0505
8900-0606
8900-0808
8900-1010
8900-1212

33000 SERIES

SUCTION AND RETURN COUPLINGS

33010

BSPT MALE



- 33010-1206
- 33010-1208
- 33010-1212
- 33010-1216
- 33010-1612
- 33010-1616
- 33010-1620
- 33010-2012
- 33010-2016
- 33010-2020
- 33010-2024
- 33010-2416
- 33010-2420
- 33010-2424
- 33010-3216
- 33010-3224
- 33010-3232

33020

BSPP FEMALE



- 33020-1212
- 33020-1616
- 33020-2020
- 33020-2424
- 33020-3232

33040

JSEAL™



- 33040-1617
- 33040-2026

33090

NPT MALE



- 33090-1612
- 33090-1616
- 33090-2012
- 33090-2020
- 33090-2424

33111

BSPP O RING MALE



- 33111-1612
- 33111-1616
- 33111-2012
- 33111-2016
- 33111-2020
- 33111-2416
- 33111-2420

33130

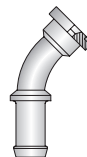
CODE 61 FLANGE



- 33130-1616
- 33130-2020
- 33130-2024
- 33130-2420
- 33130-2424
- 33130-2432
- 33130-3232
- 33130-3240
- 33130-4032

33150

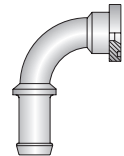
**CODE 61 FLANGE
45° BEND**



- 33150-1616
- 33150-1620
- 33150-2020
- 33150-2424
- 33150-2432
- 33150-3232
- 33150-3240

33170

**CODE 61 FLANGE
90° BEND**



- 33170-1616
- 33170-1620
- 33170-2016
- 33170-2020
- 33170-2024
- 33170-2424
- 33170-2432
- 33170-3232
- 33170-3240
- 33170-4032

33200

UN O RING MALE



- 33200-1214
- 33200-1217
- 33200-1221
- 33200-1617
- 33200-1621
- 33200-2014
- 33200-2017
- 33200-2019
- 33200-2021
- 33200-2026
- 33200-2417
- 33200-2421
- 33200-2426
- 33200-2430
- 33200-3230

COUPLINGS

33000 SERIES

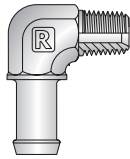
33000 SERIES

SUCTION AND RETURN COUPLINGS

For RYCO Hose Series SR and SRF all sizes.

33400

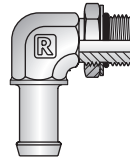
**BSPT MALE
90° ELBOW**



33400-1208
33400-1212
33400-1608
33400-1612
33400-1616
33400-1620
33400-2012
33400-2016
33400-2020
33400-2024
33400-2416
33400-2420
33400-2424
33400-3220
33400-3224

33420

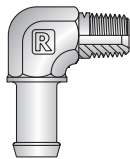
**UN O RING MALE
90° ELBOW**



33420-1214
33420-1217
33420-1221
33420-1617
33420-1621
33420-2017
33420-2019
33420-2021
33420-2026
33420-2421
33420-2426

33400N

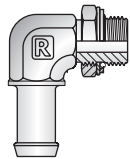
**NPT MALE
90° ELBOW**



33400N-1208
33400N-1616

33410

**BSPP O RING MALE
90° ELBOW**



33410-1608
33410-1612
33410-2012
33410-2016
33410-2020
33410-2416
33410-2420

V000 SERIES FIELD ATTACHABLE COUPLINGS

RYCO SURVIVOR RQP5 & TRUCKER T5 HOSE SERIES & V000 COUPLINGS

For availability of Inserts and Ferrules for -32 hose, call us.

IMPORTANT NOTE RE PART NUMBERING:

DUE TO THE DIFFERING BORE SIZE OF SURVIVOR RQP5 & TRUCKER T5 HOSE SERIES TO T1 & T2 HOSE SERIES, THE PART NUMBERING SYSTEM FOR V000 FERRULES AND V000 COMPLETE COUPLINGS IS DIFFERENT FROM OTHER RYCO FIELD ATTACHABLE COUPLINGS.

RQP5 & T5 Series Hose have a similar Inside Diameter to Steel or Copper Tubing of the same Nominal (Outside) Diameter.

For example, 1/4" tubing (outside diameter) has an Inside Diameter of approximately 3/16".

RQP54 and **T54** are also approximately 3/16" inside diameter.

Therefore, for **RQP54** and **T54** hose: Insert size 3/16" (-03) is used.

Ferrule **V000-04** is used (it has the same Dash Size as the hose).

Complete Coupling Part Number follows the Insert Dash Size.

Example: 7/16" JIC Female Swivel 90° Bend for T54 hose:

Insert Part Number is **6240-0307** (03 for actual Inside Diameter of hose, and 07 for 7/16" JIC)

Ferrule Part Number is **V000-04** (T54 is T5-04; T5 Series, -04 size)

Complete Coupling Part Number is **V240-0307**, same Dash Size as Insert (NOT V240-0407).

6240-0307 + V000-04 = V240-0307.

The chart below shows the relationship of Part Numbers for Ferrules, Inserts and Complete Couplings for each size of hose.

SURVIVOR RQP5	TRUCKER T5	HOSE (TUBE) DASH SIZE	HOSE ID INCH	V000 SERIES FERRULE	FERRULE DASH SIZE	6000 SERIES INSERTS	INSERT DASH SIZE	V000 SERIES COUPLINGS	COUPLING DASH SIZE
RQP54	T54	-04	3/16	V000-04	-04	6xxx-03	-03	Vxxx-03	-03
RQP55	T55	-05	1/4	V000-05	-05	6xxx-04	-04	Vxxx-04	-04
RQP56	T56	-06	5/16	V000-06	-06	6xxx-05	-05	Vxxx-05	-05
RQP58	T58	-08	13/32	V000-08	-08	6xxx-06	-06	Vxxx-06	-06
RQP510	T510	-10	1/2	V000-10	-10	6xxx-08	-08	Vxxx-08	-08
RQP512	T512	-12	5/8	V000-12	-12	6xxx-10	-10	Vxxx-10	-10
RQP516	T516	-16	7/8	V000-16	-16	6xxx-14	-14	Vxxx-14	-14
RQP520	T520	-20	1.1/8	V000-20	-20	6xxx-18	-18	Vxxx-18	-18
RQP524	T524	-24	1.3/8	V000-24	-24	6xxx-22	-22	Vxxx-22	-22
RQP532	T532	-32	1.13/16	V000-32	-32	6xxx-29	-29	Vxxx-29	-29

ADDITIONAL COUPLING END STYLES

6000-03 (3/16" bore for **RQP54** and **T54**) and **6000-05** (5/16" bore for **RQP56** and **T56**) Inserts are additions to the range. The End Styles are listed in this List.

RQP55, RQP58, RQP510, and RQP512 (and **T55, T58, T510 and T512**) use existing sizes of **6000** Series Inserts. Only the most popular End Styles are listed. Other End Styles are available using other existing **6000** Series Inserts.

V000

R5 FERRULE



- V000-04
- V000-05
- V000-06
- V000-08
- V000-10
- V000-12
- V000-16
- V000-20
- V000-24
- V000-32

COUPLINGS

V000 SERIES

V000 SERIES

FIELD ATTACHABLES FOR RYCO HOSE RQP5 SURVIVOR & T5 TRUCKER.

The Ferrule Part Number is included because it is the same as the applicable Hose Dash Size.

6010

BSPT MALE



6010-0402	V000-05	V010-0402
6010-0404	V000-05	V010-0404
6010-0504	V000-06	V010-0504
6010-0506	V000-06	V010-0506
6010-0604	V000-08	V010-0604
6010-0606	V000-08	V010-0606
6010-0608	V000-08	V010-0608
6010-0808	V000-10	V010-0808
6010-1012	V000-12	V010-1012
6010-1820	V000-20	V010-1820

6020

BSPP FEMALE



6020-0302	V000-04	V020-0302
6020-0402	V000-05	V020-0402
6020-0404	V000-05	V020-0404
6020-0504	V000-06	V020-0504
6020-0506	V000-06	V020-0506
6020-0604	V000-08	V020-0604
6020-0606	V000-08	V020-0606
6020-0608	V000-08	V020-0608
6020-0808	V000-10	V020-0808
6020-1010	V000-12	V020-1010
6020-1012	V000-12	V020-1012
6020-1416	V000-16	V020-1416
6020-1820	V000-20	V020-1820

6030

JIC MALE



6030-0307	V000-04	V030-0307
6030-0407	V000-05	V030-0407
6030-0408	V000-05	V030-0408
6030-0409	V000-05	V030-0409
6030-0609	V000-08	V030-0609
6030-0612	V000-08	V030-0612
6030-0614	V000-08	V030-0614
6030-0812	V000-10	V030-0812
6030-0814	V000-10	V030-0814
6030-0817	V000-10	V030-0817
6030-1014	V000-12	V030-1014
6030-1017	V000-12	V030-1017

6040

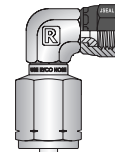
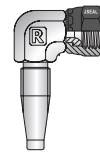
JSEAL™



6040-0307	V000-04	V040-0307
6040-0407	V000-05	V040-0407
6040-0408	V000-05	V040-0408
6040-0409	V000-05	V040-0409
6040-0412	V000-05	V040-0412
6040-0509	V000-06	V040-0509
6040-0607	V000-08	V040-0607
6040-0608	V000-08	V040-0608
6040-0609	V000-08	V040-0609
6040-0612	V000-08	V040-0612
6040-061	V000-08	V040-0614
6040-0809	V000-10	V040-0809
6040-0812	V000-10	V040-0812
6040-0814	V000-10	V040-0814
6040-0817	V000-10	V040-0817
6040-1014	V000-12	V040-1014
6040-1017	V000-12	V040-1017
6040-1421	V000-16	V040-1421
6040-1826	V000-20	V040-1826
6040-2230	V000-24	V040-2230
6040-2940	V000-32	V040-2940

6070

JSEAL™
90° ELBOW



6070-0407	V000-05	V070-0407
6070-0408	V000-05	V070-0408
6070-0409	V000-05	V070-0409
6070-0609	V000-08	V070-0609
6070-0612	V000-08	V070-0612
6070-0812	V000-10	V070-0812
6070-0814	V000-10	V070-0814
6070-0817	V000-10	V070-0817
6070-1014	V000-12	V070-1014
6070-1017	V000-12	V070-1017

V000 SERIES

FIELD ATTACHABLES FOR RYCO HOSE RQP5 SURVIVOR & T5 TRUCKER.

THE 7 COLUMNS SHOW: PART NUMBER FOR INSERT
 FERRULE PART NUMBER USED WITH INSERT
 COMPLETE COUPLING PART NUMBER
 (ie INSERT AND FERRULE)

The Ferrule Part Number is included because it is the same as the applicable Hose Dash Size.

6090
 NPT MALE



6090-0302	V000-04	V090-0302
6090-0304	V000-04	V090-0304
6090-0402	V000-05	V090-0402
6090-0404	V000-05	V090-0404
6090-0406	V000-05	V090-0406
6090-0504	V000-06	V090-0504
6090-0506	V000-06	V090-0506
6090-0604	V000-08	V090-0604
6090-0606	V000-08	V090-0606
6090-0608	V000-08	V090-0608
6090-0806	V000-10	V090-0806
6090-0808	V000-10	V090-0808
6090-1008	V000-12	V090-1008
6090-1012	V000-12	V090-1012
6090-1416	V000-16	V090-1416
6090-1820	V000-20	V090-1820
6090-2224	V000-24	V090-2224

6200
 UN O RING MALE



6200-040	V000-05	V200-0409
6200-0609	V000-08	V200-0609
6200-0612	V000-08	V200-0612
6200-0812	V000-10	V200-0812
6200-0814	V000-10	V200-0814
6200-0817	V000-10	V200-0817
6200-1017	V000-12	V200-1017

6230
 SALVAGE
 (LIFESAVER)



6230-0406	V000-05	V230-0406
6230-0506	V000-06	V230-0506
6230-0606	V000-08	V230-0606
6230-0608	V000-08	V230-0608
6230-0810	V000-10	V230-0810
6230-1012	V000-12	V230-1012
6230-1416	V000-16	V230-1416
6230-1820	V000-20	V230-1820
6230-2224	V000-24	V230-2224

6240

JSEAL™
 90° BEND



6240-0307	V000-04	V240-0307
6240-0407	V000-05	V240-0407
6240-0408	V000-05	V240-0408
6240-0409	V000-05	V240-0409
6240-0509	V000-06	V240-0509
6240-0609	V000-08	V240-0609
6240-0612	V000-08	V240-0612
6240-0812	V000-10	V240-0812
6240-0814	V000-10	V240-0814
6240-1014	V000-12	V240-1014
6240-1017	V000-12	V240-1017
6240-1421	V000-16	V240-1421
6240-182	V000-20	V240-1826
6240-2230	V000-24	V240-2230.

6250

JSEAL™
 45° BEND



6250-0307	V000-04	V250-0307
6250-0407	V000-05	V250-0407
6250-0408	V000-05	V250-0408
6250-0409	V000-05	V250-0409
6250-0509	V000-06	V250-0509
6250-0609	V000-08	V250-0609
6250-0612	V000-08	V250-0612
6250-0812	V000-10	V250-0812
6250-0814	V000-10	V250-0814
6250-1017	V000-12	V250-1017
6250-1421	V000-16	V250-1421
6250-2230	V000-24	V250-2230

6260

BSPP FEMALE
 90° BEND



6260-0404	V000-05	V260-0404
6260-0506	V000-06	V260-0506
6260-0606	V000-08	V260-0606
6260-0608	V000-08	V260-0608
6260-0808	V000-10	V260-0808
6260-1010	V000-12	V260-1010
6260-2224	V000-24	V260-2224

COUPLINGS

V000 SERIES

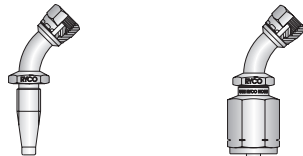
V000 SERIES

FIELD ATTACHABLES FOR RYCO HOSE RQP5 SURVIVOR & T5 TRUCKER.

The Ferrule Part Number is included because it is the same as the applicable Hose Dash Size.

6270

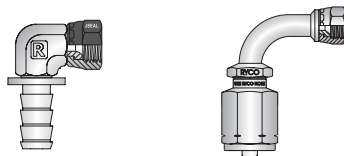
BSPP FEMALE
45° BEND



6270-040	V000-05	V270-0404
6270-0506	V000-06	V270-0506
6270-0606	V000-08	V270-0606
6270-0808	V000-10	V270-0808
6270-1010	V000-12	V270-1010
6270-2224	V000-24	V270-2224

6280

JSEAL™
90° LONG BEND



6280-0407	V000-05	V280-0407
6280-0408	V000-05	V280-0408
6280-0409	V000-05	V280-0409
6280-0509	V000-06	V280-0509
6280-0609	V000-08	V280-0609
6280-0612	V000-08	V280-0612
6280-0812	V000-10	V280-0812
6280-0814	V000-10	V280-0814
6280-1017	V000-12	V280-1017

6530

SAE MALE



6530-0410	V000-05	V530-0410
6530-0510	V000-06	V530-0510
6530-0608	V000-08	V530-0608
6530-0610	V000-08	V530-0610

6540

SAE FEMALE



6540-0307	V000-04	V540-0307
6540-0407	V000-05	V540-0407
6540-0408	V000-05	V540-0408
6540-051	V000-06	V540-0510
6540-0610	V000-08	V540-0610
6540-0612	V000-08	V540-0612
6540-0814	V000-10	V540-0814

6550

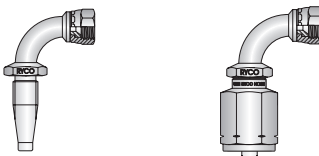
SAE FEMALE
45° BEND



6550-0307	V000-04	V550-0307
6550-0510	V000-06	V550-0510
6550-0608	V000-08	V550-0608
6550-0610	V000-08	V550-0610

6560

SAE FEMALE
90° BEND



6560-0307	V000-04	V560-0307
6560-0510	V000-06	V560-0510
6560-0610	V000-08	V560-0610

6740

SAE INVERTED
MALE FLARE



6740-0407	V000-05	V740-0407
6740-0510	V000-06	V740-0510
6740-0610	V000-08	V740-0610
6740-0611	V000-08	V740-0611

6750

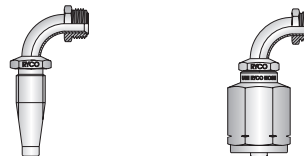
SAE MALE
INVERTED FLARE
45° BEND



6750-0510	V000-06	V750-0510
6750-0610	V000-08	V750-0610

6770

SAE MALE
INVERTED FLARE
90° BEND



6770-0407	V000-05	V770-0407
6770-0510	V000-06	V770-0510
6770-0610	V000-08	V770-0610

V000 SERIES

V000 SERIES

FIELD ATTACHABLES FOR RYCO HOSE RQP5 SURVIVOR & T5 TRUCKER.

The Ferrule Part Number is included because it is the same as the applicable Hose Dash Size.

6800

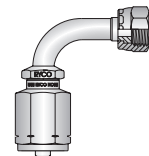
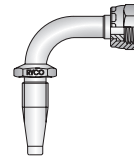
ORFS FEMALE



6800-0309	V000-04	V800-0309
6800-0409	V000-05	V800-0409
6800-0411	V000-05	V800-0411
6800-0511	V000-06	V800-0511
6800-0611	V000-08	V800-0611
6800-0613	V000-08	V800-0613
6800-0813	V000-10	V800-0813
6800-0816	V000-10	V800-0816
6800-1016	V000-12	V800-1016
6800-1019	V000-12	V800-1019
6800-1423	V000-16	V800-1423

6830

ORFS FEMALE
90° LONG BEND



6830-0309	V000-04	V830-0309
6830-0409	V000-05	V830-0409
6830-0411	V000-05	V830-0411
6830-0511	V000-06	V830-0511
6830-0611	V000-08	V830-0611
6830-061	V000-08	V830-0613
6830-0813	V000-10	V830-0813
6830-0816	V000-10	V830-0816
6830-1016	V000-12	V830-1016
6830-1019	V000-12	V830-1019
6830-1423	V000-16	V830-1423

6810

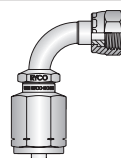
ORFS FEMALE
45° BEND



6810-0309	V000-04	V810-0309
6810-0409	V000-05	V810-0409
6810-0411	V000-05	V810-0411
6810-0511	V000-06	V810-0511
6810-0611	V000-08	V810-0611
6810-0613	V000-08	V810-0613
6810-0813	V000-10	V810-0813
6810-0816	V000-10	V810-0816
6810-1016	V000-12	V810-1016
6810-1019	V000-12	V810-1019
6810-1423	V000-16	V810-1423

6820

ORFS FEMALE
90° BEND



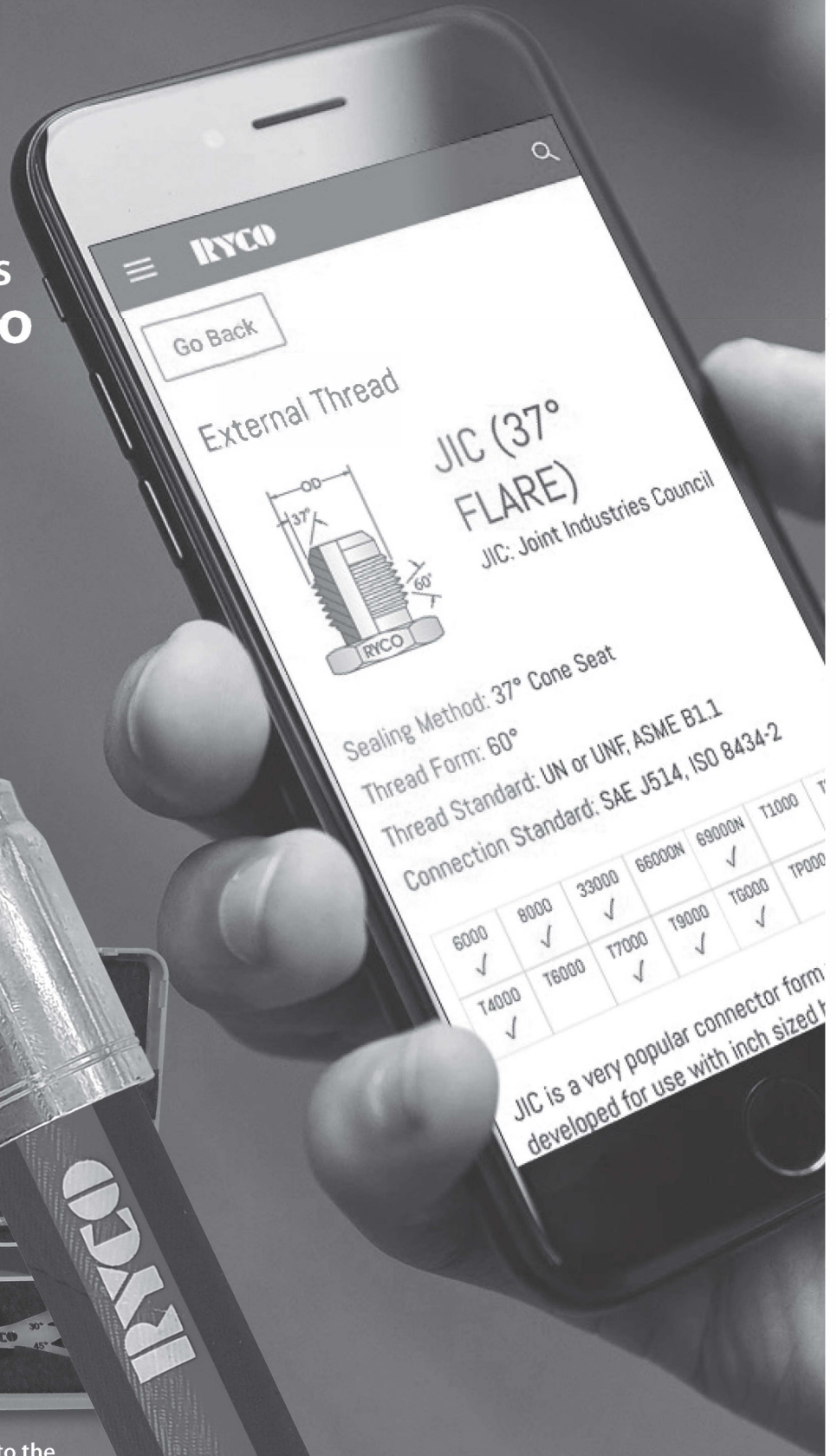
6820-0309	V000-04	V820-0309
6820-0409	V000-05	V820-0409
6820-0411	V000-05	V820-0411
6820-0511	V000-06	V820-0511
6820-0611	V000-08	V820-0611
6820-0613	V000-08	V820-0613
6820-0813	V000-10	V820-0813
6820-0816	V000-10	V820-0816
6820-1016	V000-12	V820-1016
6820-1019	V000-12	V820-1019
6820-1423	V000-16	V820-1423

RYCO

THREAD ID MATE



Identify hydraulic threads and connectors on the go with the **RYCO Thread ID Mate** application.



The **RYCO Thread ID Kit** is the perfect match to the **Thread ID Mate App**. You can order your **Thread ID Kit** from your RYCO Sales Representative.

www.RYCO.com.au


FIELD ATTACHABLE COUPLINGS

HOW TO ORDER FIELD ATTACHABLE COUPLINGS

The RYCO Field Attachable system consists of seven Ferrule styles, each specific to a hose type, and one common Insert. Field Attachable Inserts and Ferrules can be ordered individually or as complete Couplings for specific hose types.


Example (i): To order 1/2" BSPT Male Insert and Ferrule for 1/2" two wire non-skive (T2) hose.
 (a) Individually: Order Insert 6010-0808 (6000 Series) and Ferrule L000-08 (L000 Series).
 (b) Complete Coupling: Order coupling L010-0808. Simply replace the first character of the Insert Part No. with the first character of the Ferrule Part No. to achieve the complete Coupling Part No.

A000 FA SKIVE FERRULE



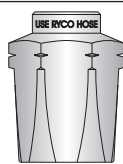
A000-24
A000-32

B000 FA SKIVE FERRULE



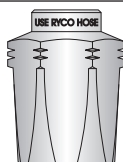
B000-24
B000-32

K000 FA NON-SKIVE FERRULE

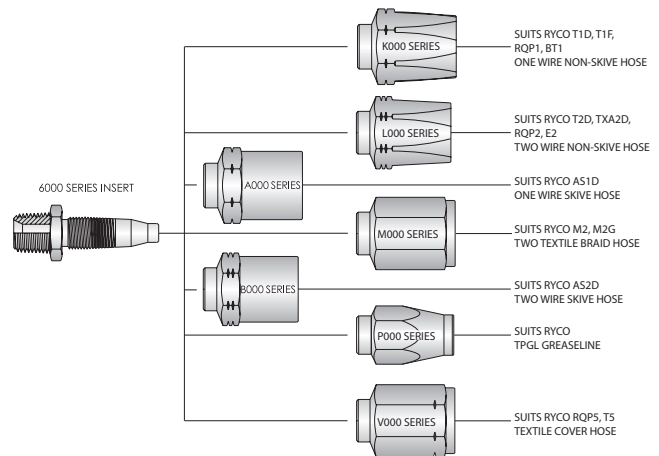


K000-04
K000-06
K000-08
K000-10
K000-12
K000-16

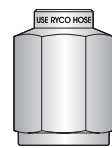
L000 FA NON-SKIVE FERRULE



L000-04
L000-06
L000-08
L000-10
L000-12
L000-16
L000-20

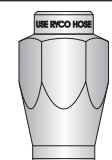


M000 FA NON-SKIVE FERRULE



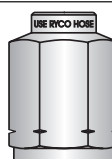
M000-04
M000-06
M000-08
M000-12
M000-16

P000 FA NON-SKIVE FERRULE



P000-02

V000 R5 FERRULE



COUPLINGS

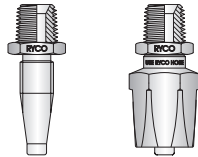
FIELD ATTACHABLE COUPLINGS

FIELD ATTACHABLE COUPLINGS

Field Attachable Inserts and Hose Couplings for RYCO Hose Series BT1, E2, RQP1, RQP2, T1D, T1F, T2D, TPGL, TXA2D.

6010

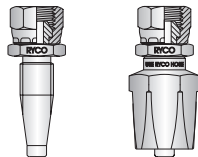
BSPT MALE



- 6010-0202
- 6010-0402
- 6010-0404
- 6010-0406
- 6010-0602
- 6010-0604
- 6010-0606
- 6010-0608
- 6010-0804
- 6010-0806
- 6010-0808
- 6010-1008
- 6010-1010
- 6010-1012
- 6010-1212
- 6010-1216
- 6010-1616
- 6010-2020
- 6010-2424
- 6010-3232

6020

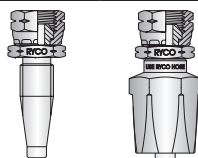
BSPP FEMALE



- 6020-0202
- 6020-0402
- 6020-0404
- 6020-0406
- 6020-0604
- 6020-0606
- 6020-0608
- 6020-0806
- 6020-0808
- 6020-0812
- 6020-1010
- 6020-1012
- 6020-1212
- 6020-1216
- 6020-1616
- 6020-2020
- 6020-2424
- 6020-3232

6020N

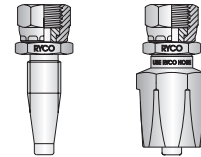
NPSM FEMALE



- 6020N-0202

6024

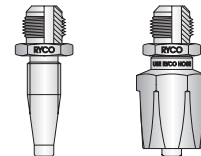
BSPP FEMALE
FLAT FACE



- 6024-0404
- 6024-0606
- 6024-0608
- 6024-0808
- 6024-0812
- 6024-1212

6030

JIC MALE



- 6030-0207
- 6030-0407
- 6030-0408
- 6030-0409
- 6030-0412
- 6030-0609
- 6030-0612
- 6030-0614
- 6030-0812
- 6030-0814
- 6030-0817
- 6030-1014
- 6030-1017
- 6030-1217
- 6030-1219
- 6030-1617
- 6030-1621
- 6030-2026

HOSE DASH SIZE	AVAILABILITY OF FA FERRULES (BY SERIES)					
	A000	B000	K000	L000	M000	P000
-02						✓
-04			✓	✓	✓	
-06			✓	✓	✓	
-08			✓	✓	✓	
-10			✓	✓		
-12			✓	✓	✓	
-16			✓	✓	✓	
-20				✓		
-24	✓	✓				
-32	✓	✓				

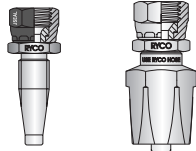
FIELD ATTACHABLE COUPLINGS

FIELD ATTACHABLE COUPLINGS

Field Attachable Inserts and Hose Couplings for RYCO Hose Series BT1, E2, RQP1, RQP2, T1D, T1F, T2D, TPGL, TXA2D.

6040

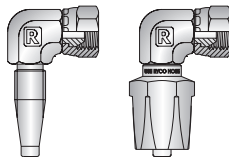
JSEAL™



6040-0207
6040-0407
6040-0408
6040-0409
6040-0412
6040-0607
6040-0608
6040-0609
6040-0612
6040-0614
6040-0809
6040-0812
6040-0814
6040-0817
6040-1014
6040-1017
6040-1214
6040-1217
6040-1219
6040-1221
6040-1617
6040-1621
6040-1626
6040-2026
6040-2430
6040-3240

6050

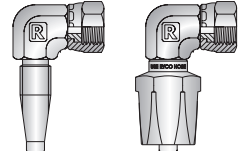
BSPP FEMALE
90° ELBOW



6050-0404
6050-0406
6050-0606
6050-0608
6050-0808
6050-1010
6050-1212
6050-1616
6050-2020
6050-2424
6050-3232

6052

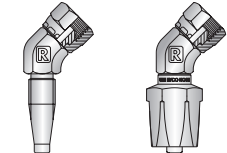
BSPP FEMALE
FLAT FACE
90° ELBOW



6052-0608

6060

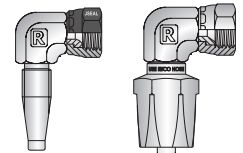
BSPP FEMALE
45° ELBOW



6060-0404
6060-0606
6060-0808
6060-1010
6060-1212
6060-1616
6060-2020
6060-2424
6060-3232

6070

JSEAL™
90° ELBOW



6070-0407
6070-0408
6070-0409
6070-0607
6070-0609
6070-0612
6070-0812
6070-0814
6070-0817
6070-1014
6070-1017
6070-1217
6070-1219
6070-1621
6070-2026

COUPLINGS

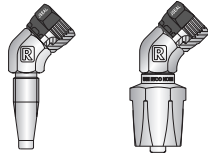
FIELD ATTACHABLE COUPLINGS

FIELD ATTACHABLE COUPLINGS

Field Attachable Inserts and Hose Couplings for RYCO Hose Series BT1, E2, RQP1, RQP2, T1D, T1F, T2D, TPGL, TXA2D.

6080

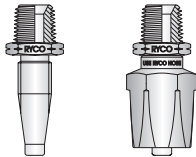
JSEAL™
45° ELBOW



- 6080-0407
- 6080-0408
- 6080-0409
- 6080-0609
- 6080-0612
- 6080-0812
- 6080-0814
- 6080-0817
- 6080-1014
- 6080-1217
- 6080-1621
- 6080-2026

6090

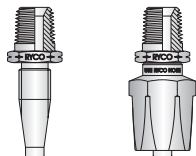
NPT MALE



- 6090-0202
- 6090-0402
- 6090-0404
- 6090-0406
- 6090-0604
- 6090-0606
- 6090-0608
- 6090-0806
- 6090-0808
- 6090-1008
- 6090-1012
- 6090-1208
- 6090-1212
- 6090-1616
- 6090-2020
- 6090-2424
- 6090-3232

6091

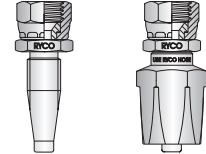
NPT MALE
EXTENDED



- 6091-0406

6120

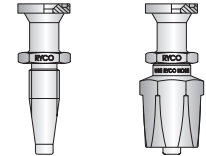
BSPP FEMALE
60° CONCAVE (JIS)



- 6120-0404
- 6120-0606
- 6120-0808
- 6120-1212
- 6120-1616

6130

CODE 61 FLANGE



- 6130-0808
- 6130-0812
- 6130-1010
- 6130-1212
- 6130-1216
- 6130-1220
- 6130-1616
- 6130-1620
- 6130-1624
- 6130-2016
- 6130-2020
- 6130-2024
- 6130-2424
- 6130-2432
- 6130-3232

HOSE DASH SIZE	AVAILABILITY OF FA FERRULES (BY SERIES)					
	A000	B000	K000	L000	M000	P000
-02						✓
-04			✓	✓	✓	
-06			✓	✓	✓	
-08			✓	✓	✓	
-10			✓	✓		
-12			✓	✓	✓	
-16			✓	✓	✓	
-20				✓		
-24	✓	✓				
-32	✓	✓				

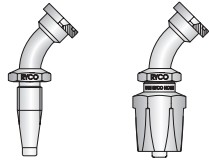
FIELD ATTACHABLE COUPLINGS

FIELD ATTACHABLE COUPLINGS

Field Attachable Inserts and Hose Couplings for RYCO Hose Series BT1, E2, RQP1, RQP2, T1D, T1F, T2D, TPGL, TXA2D.

6150

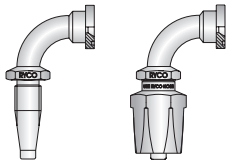
CODE 61 FLANGE
45° BEND



6150-0808
6150-0812
6150-1010
6150-1212
6150-1216
6150-1220
6150-1616
6150-1620
6150-1624
6150-2016
6150-2020
6150-2024
6150-3232

6170

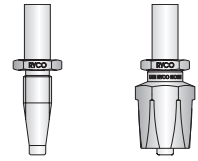
CODE 61 FLANGE
90° BEND



6170-0808
6170-0812
6170-1010
6170-1212
6170-1216
6170-1220
6170-1612
6170-1616
6170-1620
6170-1624
6170-2016
6170-2020
6170-2024
6170-2424
6170-2432
6170-3232

6180

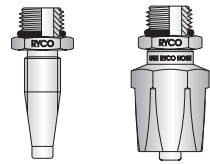
IMPERIAL STANDPIPE



6180-0405
6180-0406
6180-0606
6180-0608
6180-0808
6180-0810
6180-1212
6180-1214
6180-2020

6200

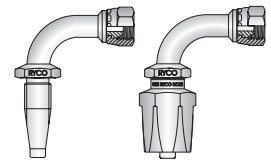
UN O RING MALE



6200-0409
6200-0609
6200-0612
6200-0614
6200-0812
6200-0814
6200-0817
6200-1014
6200-1017
6200-1021
6200-1217
6200-1221
6200-1617
6200-1619
6200-1621

6210

BSPF FEMALE
90° LONG BEND



6210-0404
6210-0606
6210-0808
6210-1010
6210-1212
6210-1616
6210-2020

COUPLINGS

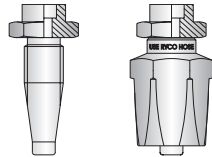
FIELD ATTACHABLE COUPLINGS

FIELD ATTACHABLE COUPLINGS

Field Attachable Inserts and Hose Couplings for RYCO Hose Series BT1, E2, RQP1, RQP2, T1D, T1F, T2D, TPGL, TXA2D.

6230

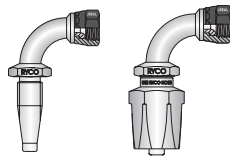
SALVAGE (LIFESAVER)



- 6230-0404
- 6230-0406
- 6230-0606
- 6230-0608
- 6230-0808
- 6230-0810
- 6230-0812
- 6230-1010
- 6230-1012
- 6230-1212
- 6230-1216
- 6230-1612
- 6230-1616
- 6230-1620
- 6230-2020
- 6230-2424
- 6230-3232

6240

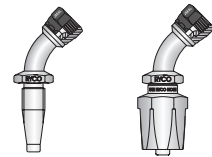
JSEAL™
90° BEND



- 6240-0407
- 6240-0408
- 6240-0409
- 6240-0609
- 6240-0612
- 6240-0812
- 6240-0814
- 6240-1014
- 6240-1017
- 6240-1217
- 6240-1221
- 6240-1617
- 6240-1621
- 6240-2026

6250

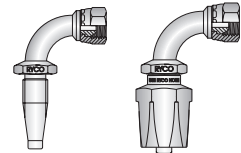
JSEAL™
45° BEND



- 6250-0407
- 6250-0408
- 6250-0409
- 6250-0609
- 6250-0612
- 6250-0812
- 6250-0814
- 6250-1014
- 6250-1017
- 6250-1217
- 6250-1219
- 6250-1221
- 6250-1621
- 6250-2026

6260

BSPP FEMALE
90° BEND



- 6260-0404
- 6260-0606
- 6260-0608
- 6260-0808
- 6260-0810
- 6260-1010
- 6260-1212
- 6260-1616
- 6260-2020
- 6260-3232

HOSE DASH SIZE	AVAILABILITY OF FA FERRULES (BY SERIES)					
	A000	B000	K000	L000	M000	P000
-02						✓
-04			✓	✓	✓	
-06			✓	✓	✓	
-08			✓	✓	✓	
-10			✓	✓		
-12			✓	✓	✓	
-16			✓	✓	✓	
-20				✓		
-24	✓	✓				
-32	✓	✓				

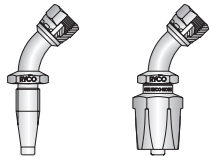
FIELD ATTACHABLE COUPLINGS

FIELD ATTACHABLE COUPLINGS

Field Attachable Inserts and Hose Couplings for RYCO Hose Series BT1, E2, RQP1, RQP2, T1D, T1F, T2D, TPGL, TXA2D.

6270

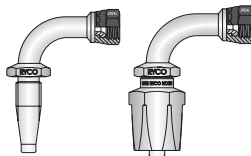
BSPP FEMALE
45° BEND



- 6270-0404
- 6270-0606
- 6270-0808
- 6270-1010
- 6270-1212
- 6270-1616
- 6270-2020
- 6270-3232

6280

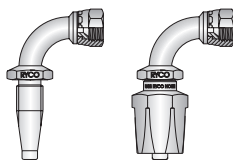
JSEAL™
90° LONG BEND



- 6280-0407
- 6280-0408
- 6280-0409
- 6280-0609
- 6280-0612
- 6280-0812
- 6280-0814
- 6280-1014
- 6280-1017
- 6280-1217
- 6280-1621
- 6280-2026
- 6280-2430

6311


BSPP FEMALE
60° CONCAVE
90° BEND



- 6311-0406
- 6311-0606

6320

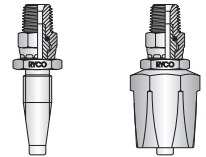
BSPT MALE SWIVEL



- 6320-0202
- 6320-0606
- 6320-0608
- 6320-0808
- 6320-1212

6320N

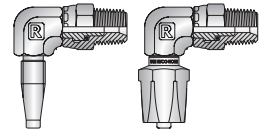
NPTF MALE SWIVEL



- 6320N-0202

6340

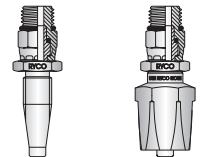
BSPT MALE SWIVEL
90° ELBOW



- 6340-0606
- 6340-0608
- 6340-0808

6380

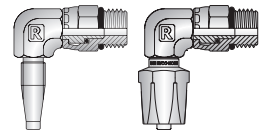
UN O RING
MALE SWIVEL



- 6380-0409
- 6380-0612
- 6380-0814
- 6380-1014

6390

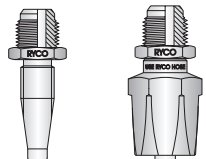
UN O RING
MALE SWIVEL
90° ELBOW



- 6390-0409
- 6390-0412
- 6390-0609
- 6390-0612
- 6390-0614
- 6390-0812
- 6390-0814

6530

SAE MALE



- 6530-0410
- 6530-0608
- 6530-0610

COUPLINGS

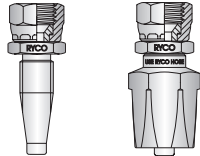
FIELD ATTACHABLE COUPLINGS

FIELD ATTACHABLE COUPLINGS

Field Attachable Inserts and Hose Couplings for RYCO Hose Series BT1, E2, RQP1, RQP2, T1D, T1F, T2D, TPGL, TXA2D.

6540

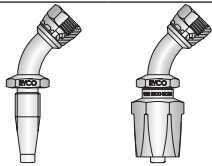
SAE FEMALE



- 6540-0407
- 6540-0408
- 6540-0410
- 6540-0608
- 6540-0610
- 6540-0612
- 6540-0812
- 6540-0814
- 6540-1017
- 6540-1217

6550


SAE FEMALE
45° BEND



- 6550-0608
- 6550-0610

6560

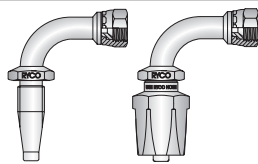
SAE FEMALE
90° BEND



- 6560-0610

6563

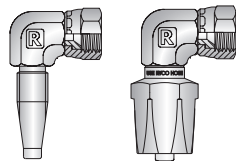
SAE FEMALE
90° LONG BEND



- 6563-0610

6570

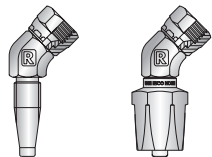
SAE FEMALE
90° ELBOW



- 6570-0608
- 6570-0610

6580

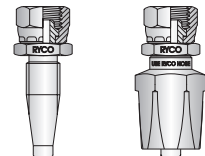
SAE FEMALE
45° ELBOW



- 6580-0608
- 6580-0610

6600

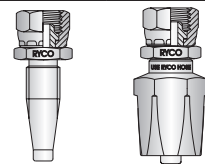
DKL FEMALE
24°/60° CONE



- 6600-0412
- 6600-0414
- 6600-0416
- 6600-0616
- 6600-0618
- 6600-0822
- 6600-0826
- 6600-1026
- 6600-1230
- 6600-1636

6620

DKS FEMALE
24° CONE



- 6620-0416
- 6620-0418
- 6620-0622
- 6620-0824
- 6620-1230
- 6620-1236
- 6620-1642

6620 series DKS will be superseded by 6711 series DKOS when stocks are exhausted.

HOSE DASH SIZE	AVAILABILITY OF FA FERRULES (BY SERIES)					
	A000	B000	K000	L000	M000	P000
-02						✓
-04			✓	✓	✓	
-06			✓	✓	✓	
-08			✓	✓	✓	
-10			✓	✓		
-12			✓	✓	✓	
-16			✓	✓	✓	
-20				✓		
-24	✓	✓				
-32	✓	✓				

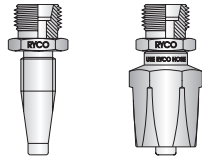
FIELD ATTACHABLE COUPLINGS

FIELD ATTACHABLE COUPLINGS

Field Attachable Inserts and Hose Couplings for RYCO Hose Series BT1, E2, RQP1, RQP2, T1D, T1F, T2D, TPGL, TXA2D.

6630

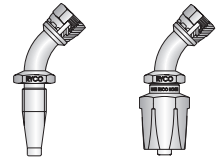
DKS MALE
24° CONE



6630-0416
6630-0418
6630-0620
6630-0622
6630-0824
6630-1230
6630-1236
6630-1642

6660

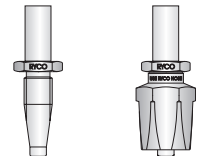
DKL FEMALE
24°/60° CONE
45° BEND



6660-0412
6660-0414
6660-0616
6660-0618
6660-0822
6660-0826
6660-1026
6660-1230
6660-1636

6640

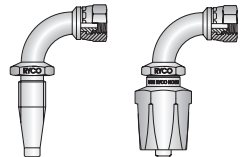
METRIC STANDPIPE



6640-0406
6640-0408
6640-0410
6640-0610
6640-0612
6640-0614
6640-0815
6640-0816
6640-1016
6640-1220
6640-1222
6640-1630

6670

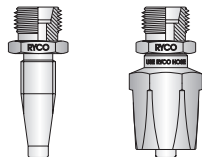
DKL FEMALE
24°/60° CONE
90° BEND



6670-0412
6670-0414
6670-0616
6670-0618
6670-0822
6670-0826
6670-1026
6670-1230
6670-1636

6650

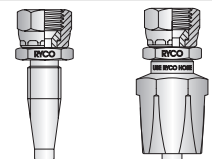
DKL MALE
24° CONE



6650-0412
6650-0414
6650-0616
6650-0618
6650-0818
6650-0822
6650-0826
6650-1026
6650-1230
6650-1636

6680

METRIC (JIS) FEMALE
60° CONCAVE



6680-0414
6680-0618
6680-0622
6680-0822
6680-0824
6680-1024
6680-1030
6680-1224
6680-1230
6680-1233
6680-1633

COUPLINGS

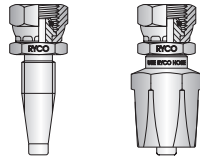
FIELD ATTACHABLE COUPLINGS

FIELD ATTACHABLE COUPLINGS

Field Attachable Inserts and Hose Couplings for RYCO Hose Series BT1, E2, RQP1, RQP2, T1D, T1F, T2D, TPGL, TXA2D.

6711

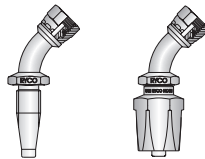
DKOS FEMALE
24° CONE



- 6711-0416
- 6711-0418
- 6711-0620
- 6711-0622
- 6711-0824
- 6711-1230
- 6711-1236

6720

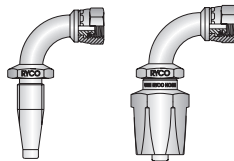
DKOS FEMALE
24° CONE
45° BEND



- 67206720-0416
- 6720-0418
- 6720-0620
- 6720-0622
- 6720-0824
- 6720-1230
- 6720-1236

6730

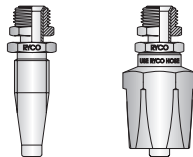
DKOS FEMALE
24° CONE
90° BEND



- 6730-0416
- 6730-0418
- 6730-0620
- 6730-0622
- 6730-0824
- 6730-1230
- 6730-1236

6740

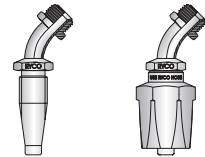
SAE MALE
INVERTED FLARE



- 6740-0407
- 6740-0610
- 6740-0611

6750

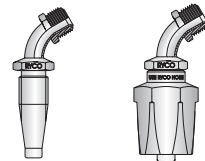
SAE MALE
INVERTED FLARE
45° BEND



- 6750-0610

6760

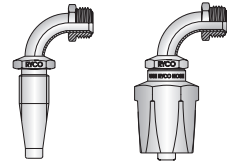
SAE MALE
INVERTED FLARE
60° BEND



- 6760-0407

6770

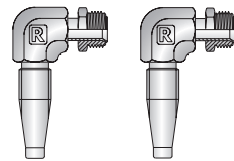
SAE MALE
INVERTED FLARE
90° BEND



- 6770-0407
- 6770-0610

6780

SAE MALE
INVERTED FLARE
90° ELBOW



- 6780-0610
- 6780-0611

HOSE DASH SIZE	AVAILABILITY OF FA FERRULES (BY SERIES)					
	A000	B000	K000	L000	M000	P000
-02						✓
-04			✓	✓	✓	
-06			✓	✓	✓	
-08			✓	✓	✓	
-10			✓	✓		
-12			✓	✓	✓	
-16			✓	✓	✓	
-20				✓		
-24	✓	✓				
-32	✓	✓				

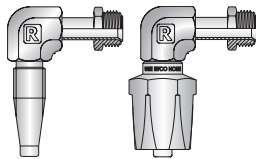
FIELD ATTACHABLE COUPLINGS

FIELD ATTACHABLE COUPLINGS

Field Attachable Inserts and Hose Couplings for RYCO Hose Series BT1, E2, RQP1, RQP2, T1D, T1F, T2D, TPGL, TXA2D.

6790

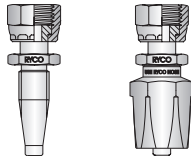
SAE MALE
INVERTED FLARE
90° LONG ELBOW



6790-0610

6800

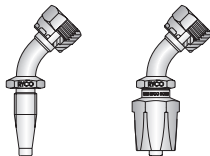
ORFS FEMALE



6800-0409
6800-0411
6800-0611
6800-0613
6800-0813
6800-0816
6800-1016
6800-1019
6800-1219
6800-1223
6800-1623
6800-2027

6810

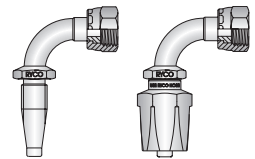
ORFS FEMALE
45° BEND



6810-0409
6810-0411
6810-0611
6810-0613
6810-0813
6810-0816
6810-1016
6810-1019
6810-1219
6810-1223
6810-1623

6820

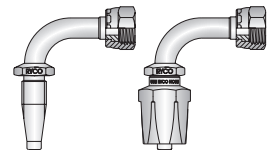
ORFS FEMALE
90° BEND



6820-0409
6820-0411
6820-0611
6820-0613
6820-0813
6820-0816
6820-1016
6820-1019
6820-1219
6820-1223
6820-1623
6820-2027

6830

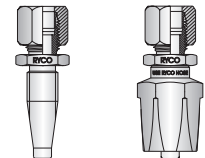
ORFS FEMALE
90° LONG BEND



6830-0409
6830-0411
6830-0611
6830-0613
6830-0813
6830-0816
6830-1016
6830-1019
6830-1219
6830-1223
6830-1623
6830-2027

6850

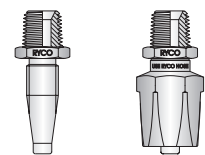
TUBE BITE



6850-0606

6860

GREASE LINE
MALE



6860-0408

COUPLINGS

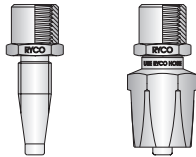
FIELD ATTACHABLE COUPLINGS

FIELD ATTACHABLE COUPLINGS

Field Attachable Inserts and Hose Couplings for RYCO Hose Series BT1, E2, RQP1, RQP2, T1D, T1F, T2D, TPGL, TXA2D.

6861

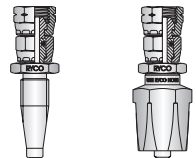
GREASE LINE
FIXED FEMALE



6861-0408
6861-0608

6960B

NPSM FEMALE
LIVE SWIVEL
(BRASS)



6960B-0404
6960B-0604

HOSE DASH SIZE	AVAILABILITY OF FA FERRULES (BY SERIES)					
	A000	B000	K000	L000	M000	P000
-02						✓
-04			✓	✓	✓	
-06			✓	✓	✓	
-08			✓	✓	✓	
-10			✓	✓		
-12			✓	✓	✓	
-16			✓	✓	✓	
-20				✓		
-24	✓	✓				
-32	✓	✓				