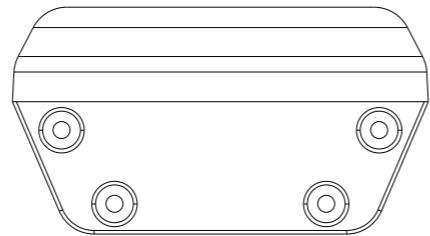

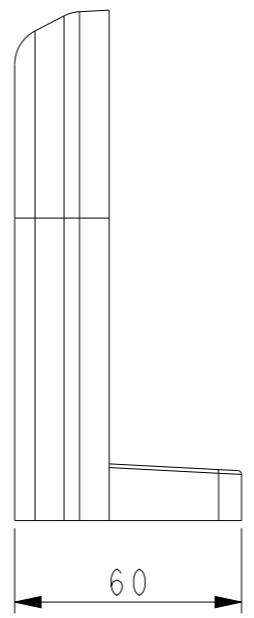
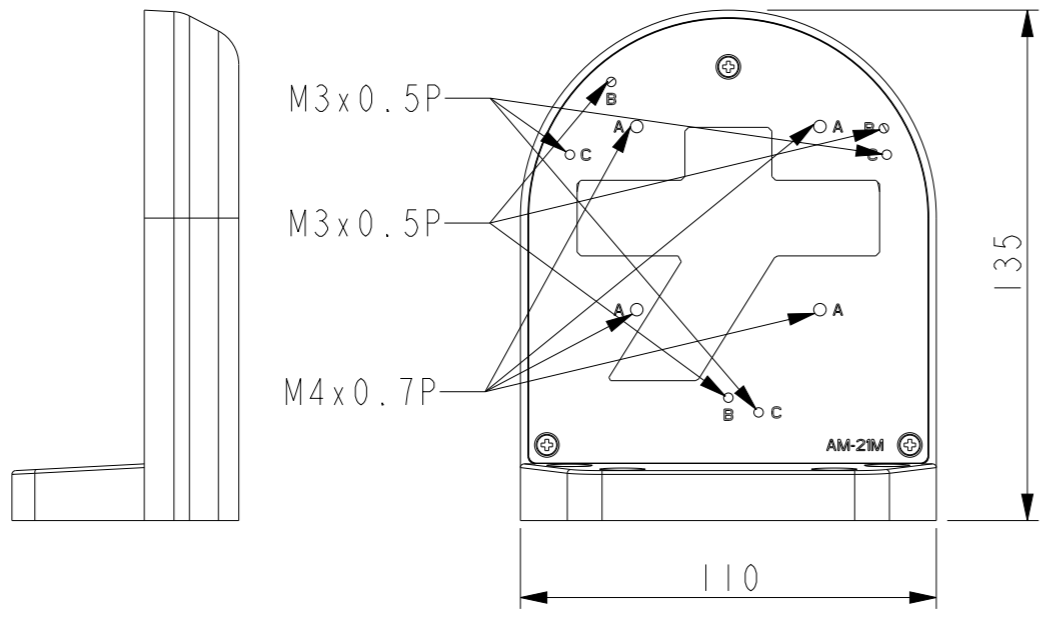
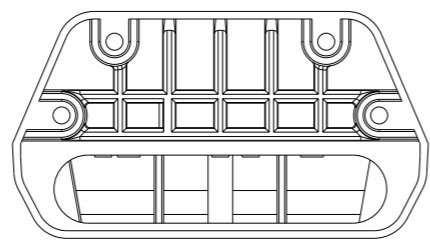


REVISIONS				
REV	DESCRIPTION	POSITION	ENGINEER	DATE
1.0	New Edition			May-18-20



UNLESS OTHERWISE SPECIFIED  
ALL DIMENSIONS ARE IN mm

TOLERANCE ON:

LINEAR : <30	±0.10
30-50	±0.15
50-100	±0.18
100-200	±0.20
200-300	±0.25
>300	±0.30

ANGULAR: X ±1°  
X.X ±0.5°



THIS DRAWING ON THIS PRINT AND INFORMATION  
THEREWITH ARE PROPRIETARY TO VIVOTEK INC.  
AND SHALL NOT BE USED OR DISCUSSED IN WHOLE  
OR IN PART WITHOUT VIVOTEK'S CONSENT.

CP02-WI-014-01-5

PART NO.		MODEL			
ENGR		AM-21M			
DRN		DRAWING TITLE		AM-21M-6view	
CHK		ISSUE DATE	May-18-20	REVISION	
M'TL		SCALE	0,500	UNIT	mm
FINISH		SIZE	A3	SHEET	1 OF 1
第三角法					