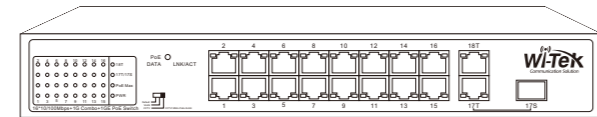


# Installation Guide

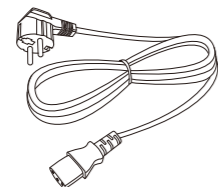
WI-PS205H | WI-PS210H | WI-PS518GH | WI-PS526GH | WI-PS308GH  
 WI-PS309GFH | WI-PS318GFH | WI-PS326GFH | WI-PS305GH

## 1. Package Contents

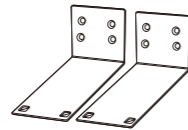
- 1.1 Take WI-PS518GH as an example.



1 × WI-PS518GH



1×AC Power Cord



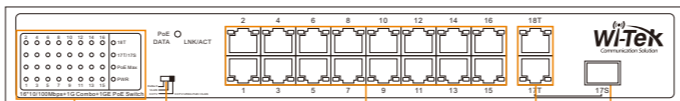
2×Wall Mount kit



1×Installation Guide

## 2. Hardware Introduction

- 2.1 Front Panel



LED light    DIP Switch    16 100Mbps RJ45 PoE+ Ports    1 1000Mbps RJ45 Port    1 1000Mbps Combo Port



Fan    AC In Port    Grounding Interface

### WI-PS518GH

#### DIP Switch Description

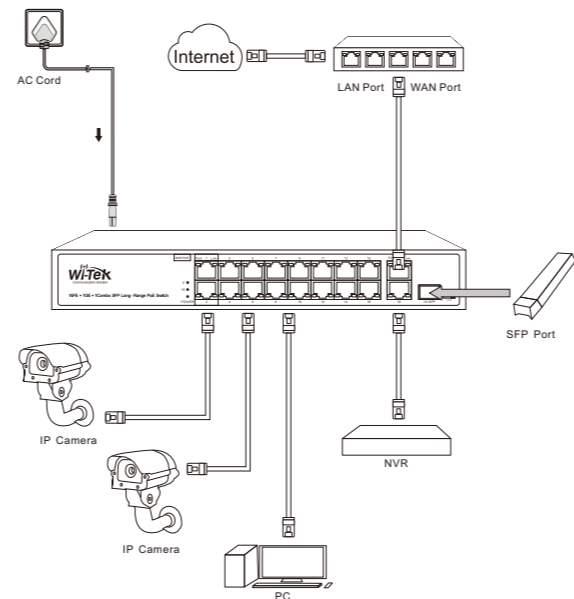
|         |   |
|---------|---|
| Default | The transmission distance of PoE port can be up to 100m with 100Mbps, and PoE Watchdog is disable.                                      |
| VLAN    | All downlink ports are isolated from each other, but can communicate with uplink ports, and PoE Watchdog is enabled.                    |
| CCTV    | The transmission distance of PoE port can be up to 250m, but the rate is limited to 10Mbps. and VLAN mode and PoE Watchdog are enabled. |

Note: PoE Watchdog - All PoE ports enable PoE watchdog function, which can detect and reboot the offline compliant PoE powered devices.

#### LED Light

|         |   |
|---------|---|
| PoE     | Off: PoE not working<br>On: PoE is working                                  |
| Link    | On: Data on TX/RX<br>Off: Ports link down                                   |
| 18T:    | On: Port 18 link up<br>Off: Port 18 link down                               |
| 17T/17S | On: Port 17T/17S link up<br>Off: Port 17T/17S link down                     |
| PoE Max | When total PoE output power > Power Budget * 80%, the LED light will be ON. |
| Power   | On: The device power on is normal<br>Off: The device is power off or failed |

## 3. Hardware Installation



| Model        | WI-PS205H  | WI-PS210H  | WI-PS518GH  | WI-PS526GH  | WI-PS308GH  |
|--------------|--|--|---|---|---|
| Interface    | 4 100Mbps RJ45 PoE Ports<br>2 100Mbps RJ45 Ports | 8 100Mbps RJ45 PoE Ports<br>2 100Mbps RJ45 Ports | 16 100Mbps RJ45 PoE Ports<br>1 1000Mbps RJ45 Port<br>1 1000Mbps Combo | 24 100Mbps RJ45 PoE Ports<br>1 1000Mbps RJ45 Port<br>1 1000Mbps Combo | 8 100Mbps RJ45 PoE Ports<br>2 1000Mbps RJ45 Ports |
| Power Supply | AC 100-240V 50/60Hz                              |  |   |   |   |
| PoE Standard | 802.3 af/at compliant PoE                        |  |   |   |   |
| PoE Ports    | Port 1-4   | Port 1-8   | Port 1-16   | Port 1-24   | Port 1-8  |
| Power Budget | 40W  | 65W  | 150W  | 200W  | 65W   |
| DIP Switch   | Default/CCTV                                     | Default/VLAN/CCTV                                | Default/VLAN/CCTV   | Default/CCTV  | Default/VLAN/CCTV                                 |
| PoE Watchdog | Yes  | Yes  | Yes   | Yes   | Yes   |

| Model        | WI-PS309GFH  | WI-PS318GFH                                   | WI-PS326GFH                                       | WI-PS305GH  |
|--------------|--|---|---|---|
| Interface    | 8 100Mbps RJ45 PoE Ports<br>1 1000Mbps RJ45 Ports<br>1 1000Mbps SFP Port | 16 100Mbps RJ45 PoE Ports<br>2 1000Mbps Combo | 24 100Mbps RJ45 PoE Ports<br>2 1000Mbps SFP Slots | 4 1000Mbps RJ45 PoE Ports<br>1 1000Mbps RJ45 Port |
| Power Supply | AC 100-240V 50/60Hz  |   |   |   |
| PoE Standard | 802.3 af/at compliant PoE  |   |   |   |
| PoE Ports    | Port 1-8   | Port 1-16                                     | Port 1-24   | Port 1-4  |
| Power Budget | 65W  | 200W  | 280W  | 45W   |
| DIP Switch   | Default/VLAN/CCTV  | Default/VLAN/CCTV                             | Default/VLAN/CCTV                                 | Default/VLAN/CCTV                                 |
| PoE Watchdog | Yes  | Yes   | Yes   | Yes   |

## Warranty Card

|                   |  |
|-------------------|--|
| Username          |  |
| Address           |  |
| Telephone No.     |  |
| Purchase Shop     |  |
| Purchase Address  |  |
| Product Model No. |  |
| Purchase Time     |  |
| Serial No.        |  |
| Dealer Signature  |  |

- If the product defects within three months after purchase, we will provide you a new product of the same model.
- If the product defects within the three-year warranty period, we will provide the professional maintenance service.
- Proof of purchase and a complete product serial number are required to receive any services guaranteed as part of the limited warranty.
- Any other defects that are not caused by workmanship or product quality, such as natural disaster, water damage, extreme thermal or environmental conditions, sticker damaged, warranty card losing will disqualify the product from limited warranty.



Wireless-Tek Technology Limited  
 Address: Biaofang Technology Building 402, Bao'an street,  
 Baoan District, Shenzhen City, Guangdong, China  
 Website: www.wireless-tek.com  
 Tel: 86-0755-32811290  
 Email: sales@wireless-tek.com  
 Technical Support: tech@wireless-tek.com

