

 **CVS**Health.

RAISED TOILET SEAT

by

**MICHAEL
GRAVES
DESIGN**

superior design
+ function for the
best daily care

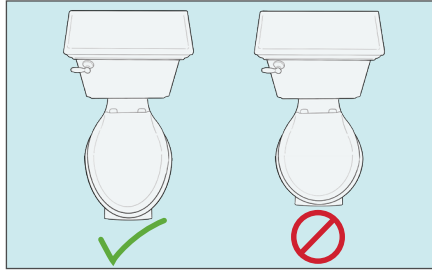
INSTRUCTION MANUAL



Important



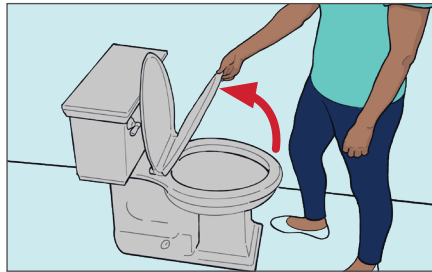
- Never use the product on top of an existing toilet seat (see step 1 of attaching instructions).



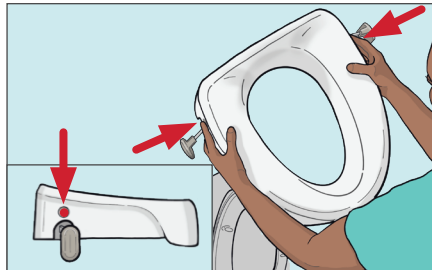
- This product is designed to fit “Elongated” toilets and should not be used on “Round” style toilets.

Attaching Your Raised Toilet Seat

1. The Raised Toilet Seat should be installed directly on the toilet bowl rim. Raise the existing toilet seat and lid.



2. Press the button above each clamp to ensure the clamps are fully extended. The clamp pads should be towards the back of the Seat.



3. Place the Seat on the rim of the toilet and slide it back until the front lip of the Seat is against the front rim of the toilet bowl. Remove the existing toilet seat if it interferes.



4. With the Raised Toilet Seat centered on the toilet bowl rim, slide each clamp inward until they both make contact with the toilet bowl.



5. Make sure both clamps are fitting tightly against the toilet bowl.




Removing & Storing Your Raised Toilet Seat

1. Press the button above each clamp to release them. The clamps pop out automatically when buttons are pressed.



2. Lift the Seat off the toilet. Clean it thoroughly before storing. **Do not submerge when cleaning.**




3. When not in use, the Raised Toilet Seat can be stored standing on its back.

Important

1. Do not exceed weight capacity of 300 lbs.
2. Never use the Raised Toilet Seat on top of an existing toilet seat, and install it directly on the toilet bowl rim.
3. Not for use with round toilets.
4. Ensure that the seat's clamping mechanism is secure on each side of your toilet bowl before using.
5. Do not use if the seat does not securely attach to your toilet bowl rim, any movement indicates a less-than-secure attachment.
6. Wipe clean with a nonabrasive cleaner and warm water.
7. Do not submerge in water during cleaning.

Distributed by: CVS Pharmacy, Inc.
One CVS Drive, Woonsocket, RI 02895
© 2021 CVS/pharmacy
CVS.com® 1-800-SHOP CVS
Made in China
V-37417



Scan here to learn more about our partnership with Michael Graves Design and view additional products.