

MICHAEL GRAVES DESIGN

C-Grip Cane



USER MANUAL

Maximum weight capacity - 300lbs.

MICHAEL GRAVES DESIGN

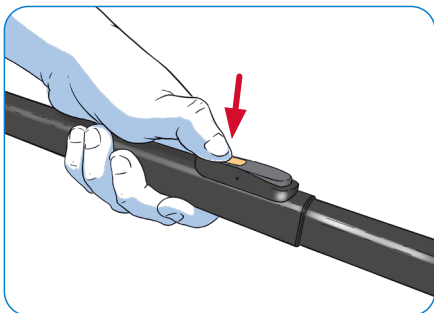
C-Grip Cane

Michael Graves Design set America's expectation that great design should be affordable and accessible. With Michael Graves paralysis, the brand focused its design power on improving people's healthcare experiences too. This cane was designed to help you live your complete life full of moments of joy.

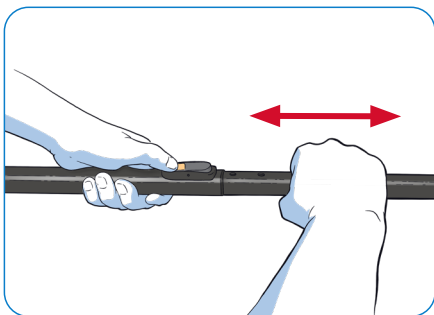
To learn more or to say hi visit us at:
www.MichaelGravesDesign.com

SETTING THE HEIGHT

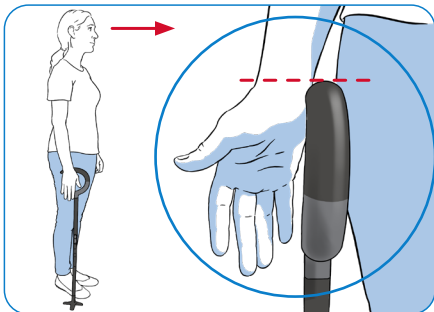
1. Press the yellow area on the locking lever to unlock the height.



2. While pressing the locking lever, slide the lower shaft in or out of the upper shaft to adjust the height. Release locking lever when the height is set right. Ensure the pin has reset securely.



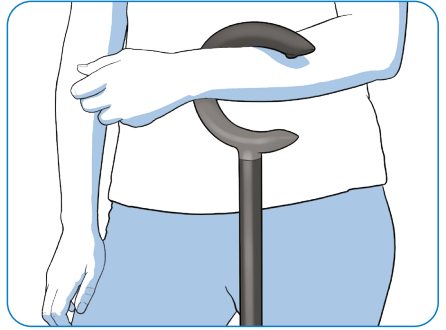
3. Set the height correctly by aligning the top of the grip with the crease in your wrist while standing straight and looking forward. Note: right height may vary based on your shoes or when barefoot.



ADDITIONAL BENEFITS

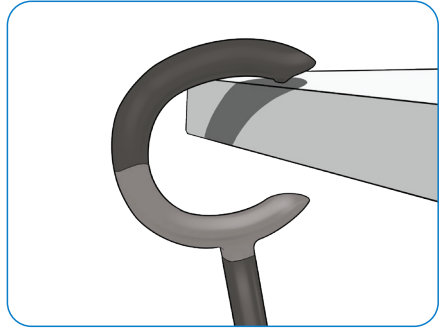
Free up a hand:

The C-Grip is designed to hang easily over your arm to free up your hand when you need it.



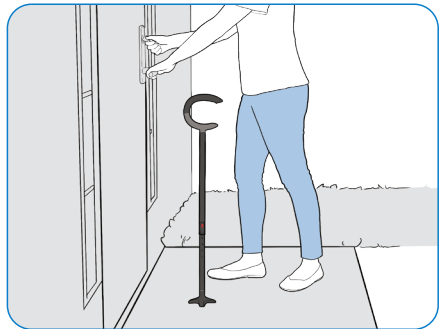
Hang Out & Hideout:

The C-Grip is designed to hang from edges and ledges so you can keep it close and keep it out of the way at the same time.



Stand by:

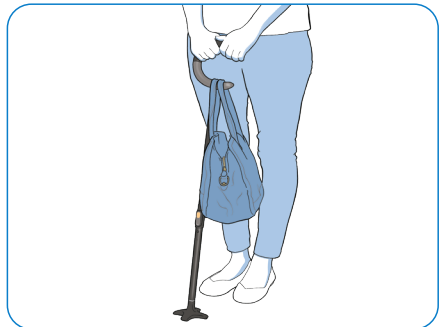
With the self-standing tip attached, the cane can stand on its own on smooth, level surfaces freeing up your hands when you need them.



Take a load off:

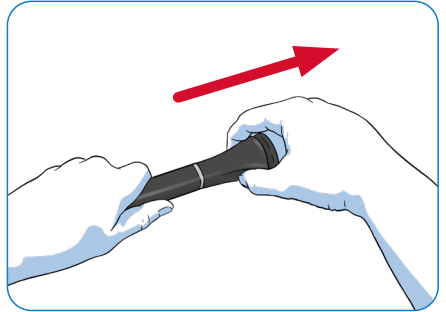
When standing or sitting, reduce strain and fatigue by hanging items from the lower part of the "C."

Never walk with the cane while hanging items!

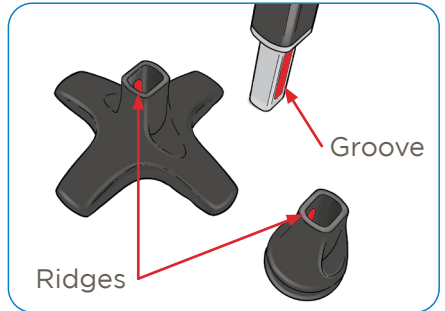


SWAPPING THE TIPS

1. The tips are designed to be removed and attached with relative ease and without the need for tools. To remove, grasp the tip with your hand, or between your feet, and pull.



2. To attach a tip, align it to the cane's bottom post so the grooves on the post line up with the internal ridges inside the tip. Press the tip on until it is fully covering the bottom post.



IMPORTANT

- Never hang items from the cane while walking or moving.
- Canes are intended to be a balance aid and are not designed to support a users full weight.
- Do not exceed weight capacity of 300 lbs.
- Use ONLY Michael Graves Design cane tips.
- Wipe clean with a non-abrasive cleaner and warm water.
- Do not submerge in water.

www.MichaelGravesDesign.com

Designed in Princeton, NJ - Made in China

© 2021 Michael Graves Design Group, Inc.