


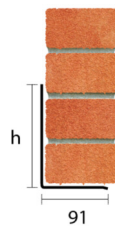
Single Leaf Wall Lintels - ANG - MBA

Single leaf wall lintels



Angle Lintels Standard Duty

ANG lintels should be suitably propped and laterally restrained during construction. Standard lengths are available in increments of 150mm at lengths up to 3000mm, 300mm at 3000mm to 3900mm.




ANG						
Standard lengths (mm)	900-1200	1350-1500	1650-2100	2250-2400	2550-3000	3300-3900
SWL (kN)	4	5	7	10	15	15
Weight (kg/m)	2.7	3.4	4.0	4.7	7.3	9.4
Nominal height 'h' (mm)	88	131	167	215	215	215

ANG suitable for Standard Duty loading applications.

Meter Box Lintels Light Duty

MBA lintels should be suitably propped and laterally restrained during construction.



MBA		
Standard lengths (mm)	750	1350
SWL (kN)	5	3
Weight (kg/m)	2.2	2.2
Nominal height 'h' (mm)	88	88

MBA are suitable for meter boxes only.