


1 PN1 - PROFILE
 PN1-A SCALE 9"=1'-0"

2 PN1 - FRONT
 PN1-A SCALE 9"=1'-0"

WP PRODUCT DESIGN INC.

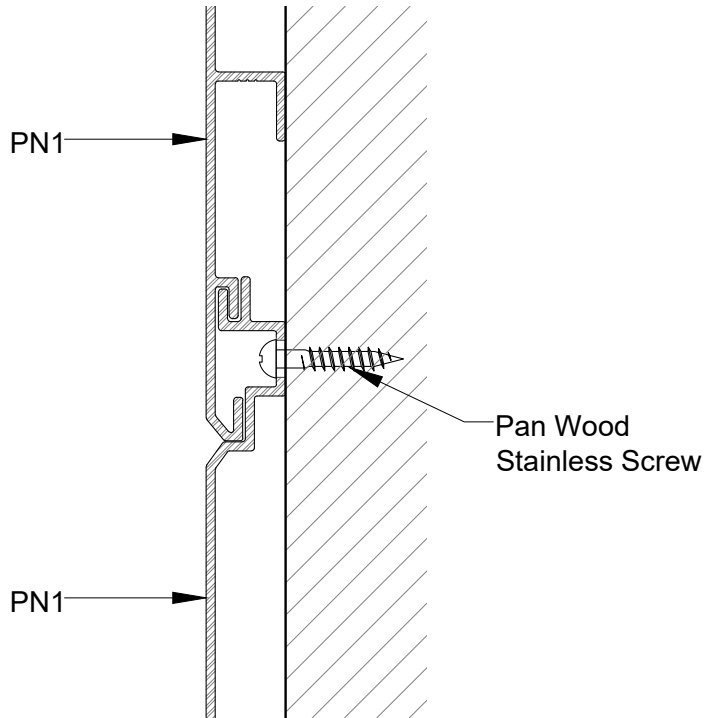
TITLE: Woodplank V-Groove Integra	Scale: As Shown
	Drawing No:
	PN1-A



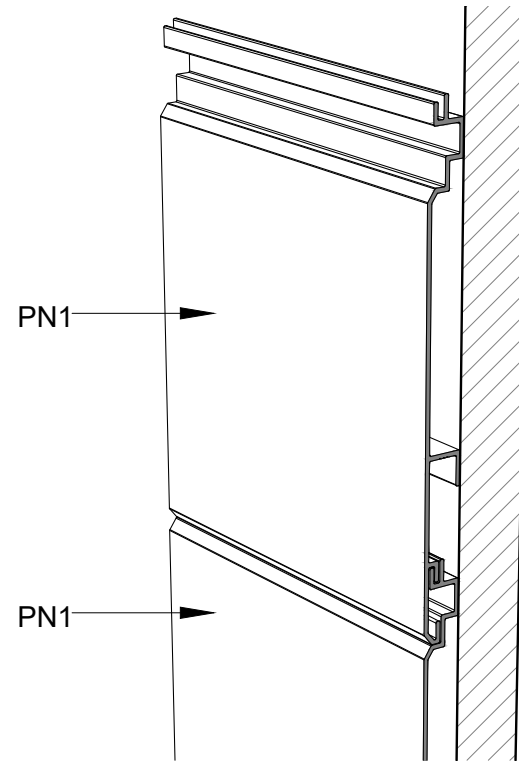
1 PN1 - 3D VIEW
PN1-B SCALE NTS

WP PRODUCT
DESIGN INC.

TITLE: Woodplank V-Groove Integra	Scale: As Shown
	Drawing No: PN1-B



1 PN1 - APPLICATION
 PN1-C SCALE 9"=1'-0"



2 PN1 - APPLICATION - 3D VIEW
 PN1-C SCALE NTS

WP PRODUCT DESIGN INC.

TITLE: Woodplank V-Groove Integra	Scale: As Shown
	Drawing No: PN1-C