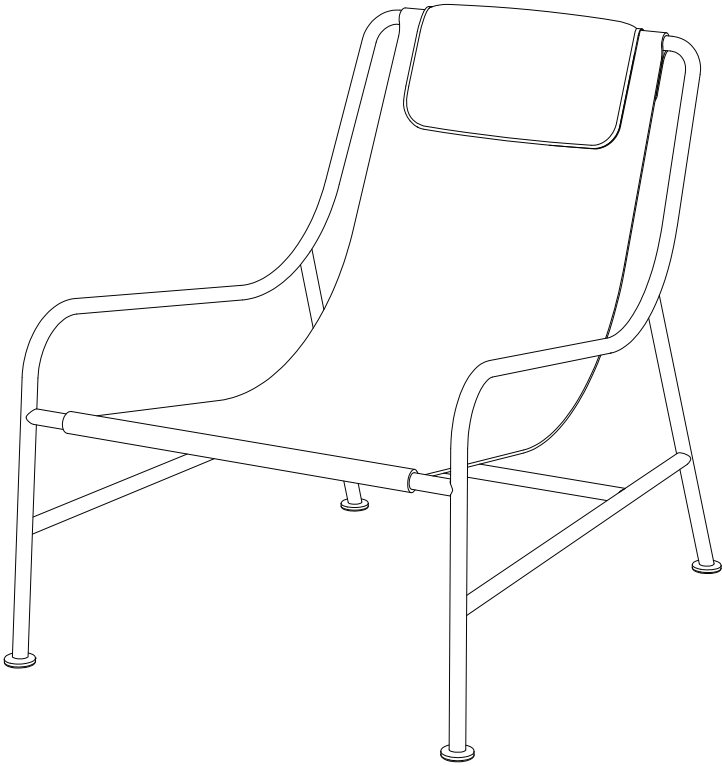




by Keiji Takeuchi

LISBOA Outdoor lounge chair



LISBOA Outdoor lounge chair

ABOUT

Embracing the purpose to take a break outside, the outdoor version of the LISBOA lounge chair invites you to just sit and relax under the sun, enjoying the long days and warm summer nights.

Designed to live outdoors, the chair is very light due to the open structure of stainless-steel tubes. The frame is beautifully wrapped in weather-resistant and environmentally conscious Sunbrella® fabrics, complemented with a set of zippers that allow you to place or remove the fabric in seconds.

With 5 colours available, it can perfectly blend with any scenery and your own furniture. You can also combine the different colours to create a personalized mix & match set of chairs.

CARE AND MAINTENANCE

The following care instructions are recommendations only.

Stainless steel

MOR metal surfaces are carefully made with high-quality finishes. To remove dirt, fingerprints, and contaminants on polished surfaces, apply a non-abrasive glass cleaner with a soft and clean cloth, then dry off the surface with another soft and dry cloth. For a better stainless-steel preservation, it is recommended to apply a proper stainless-steel spray or detergent. Clean all metal surfaces gently and without scrubbing to not scratch or damage the surface. Do not use chlorine based cleaners, or substances with acetic or citric acid.

Sunbrella® Fabric

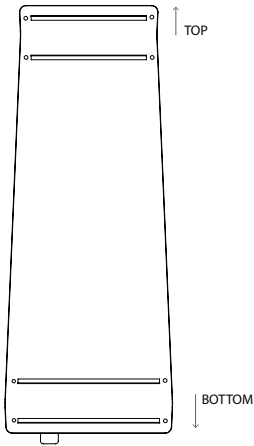
Sunbrella fabrics are engineered to provide long-term performance and be used both outdoors and indoors places. They are made from 47% Sunbrella Acrylic, 50% Recycled Sunbrella Acrylic, 3% PE, with Oeko-Tex certification. To remove stains or liquid spills, use a clean, dry, soft towel or a sponge. Avoid scrubbing, hard bristle brushes or any other abrasive cleaning method. Do not use bleach or other chemical solvents. The cushion should be hand washed, by using a spray with a mild soap and water-based cleaning solution. Use a sponge or soft bristle brush to spread the solution lightly over the fabric stains. Then use a clean, dry towel or sponge to remove all the soap residue. The seat can be washed in the washing machine. Use the gentle cycle program at 30° degrees. To wash, first close all zippers. Do not use the dryer. Sunbrella fabrics should only be allowed to air dry. If fabric has some wrinkling, use an iron on the synthetic setting. As iron temperatures may vary, first test a small area before ironing the entire piece. Do not use a steamer or an iron set to the steam setting. For further information contact MOR Design.

WARNING

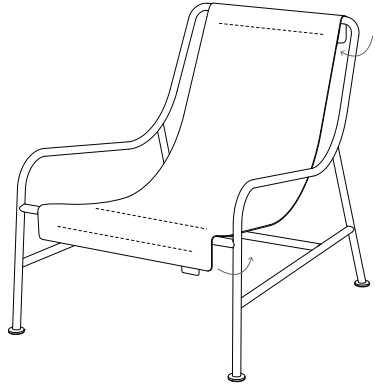
Do not use neat, harsh, strong or abrasive cleaning fluids or furniture polish containing silicone or abrasives. They most commonly contain unsuitable solvents and/or colour additives, which ultimately leave a coating that is very difficult to remove and may affect the finish of the stainless-steel structure.

1. PLACEMENT OF THE SEAT AND CUSHION IN THE METAL STRUCTURE

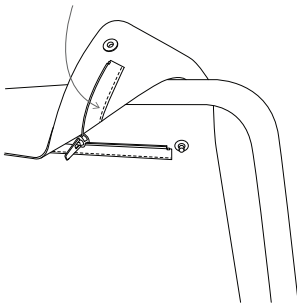
- 1.** Identify the top and bottom of the seat.



- 2.** Place the seat on the metal structure, with the zippers facing down and close them.



- 3.** Do not forget to tighten the buttons.



- 4.** Place the cushion on the top part of the chair.

