







RED1RC

LENSBODIES (BORA)
BODY STIFFENER







MID-REAR





MID-FRONT




FRONT



LOCATE MOUNT POD TO STIFFENER AND MOUNT SCREWS



1. MID-FRONT IS LABELED "L" (LEFT) AND "R" (RIGHT)
2. LOCATE MOUNT POD TO STIFFENER AND MOUNT SCREWS



1. PUT BODY ON ITS SIDE TO MAKE EVERYTHING SQUARE ON A FLAT SURFACE.
2. LOCATE STIFFENER APPROX. 1/2" AWAY FROM WHEEL WELL.
3. MARK/PUT HOLES ON BODY & MOUNT SCREWS.

